

SC Germany Consumer 2024-1 Monthly Investor Report



ABS Issuer
of the Year

Santander Germany

WINNER



GlobalCapital
EUROPEAN
SECURITIZATION
AWARDS

ABS Issuer of the Year
Santander Consumer Bank AG

WINNER



GlobalCapital
EUROPEAN
SECURITIZATION
AWARDS

ABS ISSUER OF THE YEAR

WINNER

SC Germany Consumer 2024-1 Monthly Investor Report

Cover Sheet Monthly Investor Report



Calculation Date	12.06.2024				
Payment Date	14.06.2024				
Period No	1				
Monthly Period	Jun 2024				
Interest Period	from 23.05.2024	to 14.06.2024	=	22 days	
Collection Period	from 01.05.2024	to 31.05.2024			

Index	Page
1. Portfolio Information	1
1.1 Portfolio Information per period	2
2. Reserve Accounts	3
3.1 Delinquency Data	4
3.2 Default Data	5
3.3 Defaults & Recoveries per period	6
4. Concentration Limits	7
5. Outstanding Notes	8
6. Original Principal Balance	9
6.1 Original PB (Graph)	10
7. Current Principal Balance	11
7.1 Current PB (Graph)	12
8. Borrower Concentration	13
9. Geographical Distribution	14
9.1 Geographical (Graph)	15
10. Collateral	16
11. Insurances	17
12. Payment Methods	18
13. Effective Interest Rate	19
13.1 Effective Interest Rate (Graph)	20
14. Seasoning	21
14.1 Seasoning (Graph)	22
15. Remaining Term	23
15.1 Remaining Term (Graph)	24
16. Original Term	25
16.1 Original Term (Graph)	26
17. Loan Concentration	27
18. Amortisation Profiles	28
19. Priority of Payments + Transaction Costs	29
20. Retention	30
21. Counterparties	31
21.1 Issuer Information	32
23. Swap Counterparty	33
24. Santander Consumer Bank	34
25. Glossary	35

**SC Germany Consumer 2024-1
Monthly Investor Report**

1. Portfolio Information



Calculation Date	12.06.2024	
Payment Date	14.06.2024	
Period No	1	
Monthly Period	Jun 2024	
Interest Period from	23.05.2024	to 14.06.2024 = 22 days
Collection Period from	01.05.2024	to 31.05.2024

Outstanding Receivables	No. of Contracts	current period	previous period
		Aggregate Outstanding Principal Amount	Aggregate Outstanding Principal Amount
Beginning of Period		1.499.999.923,28 €	
Scheduled Principal Payments		19.374.737,32 €	
Prepayment Principal		21.727.736,63 €	
Total Principal Collections		41.102.473,95 €	
Total Interest Collections		10.202.745,55 €	
Defaults		- €	
Replenishment Amount		41.102.546,16 €	
End of Period		1.499.999.995,49 €	
Purchase Shortfall Amount		4,51 €	
Total Assets (End of Period)	80.142	1.500.000.000,00 €	
Current Prepayment Rate (annualised)		16,1%	
Current Poolfactor		100,0%	

SC Germany Consumer 2024-1
Monthly Investor Report

1.1 Portfolio Information per period

Calculation Date	12.06.2024				
Payment Date	14.06.2024				
Period No	1				
Monthly Period	Jun 2024				
Interest Period	from	23.05.2024	to	14.06.2024	= 22 days
Collection Period	from	01.05.2024	to	31.05.2024	



Collection Period	Outstanding BOP	Scheduled Principal Payments	Prepayment Principal	Total Principal Collections	Prepayment Rate
1	1.499.999.923,28 €	19.374.737,32 €	21.727.736,63 €	41.102.473,95 €	16,06%
2					
3					
4					
5					
6					
7					
8					
9					
10					
11					
12					
13					
14					
15					
16					
17					
18					
19					
20					
21					
22					
23					
24					
25					
26					
27					
28					
29					
30					
31					
32					
33					
34					
35					
36					
37					
38					
39					
40					
41					
42					
43					
44					
45					
46					
47					
48					
49					
50					
51					
52					
53					
54					
55					
56					
57					
58					
59					
60					
61					
62					
63					
64					
65					
66					
67					
68					
69					
70					
71					
72					
73					
74					
75					
76					
77					
78					
79					
80					

**SC Germany Consumer 2024-1
Monthly Investor Report**

2. Reserve Accounts



Calculation Date	12.06.2024				
Payment Date	14.06.2024				
Period No	1				
Monthly Period	Jun 2024				
Interest Period	from	23.05.2024	to	14.06.2024	= 22 days
Collection Period	from	01.05.2024	to	31.05.2024	

Reserve Accounts

	in %		Trigger Event y/n
Liquidity Reserve			
Beginning of Period	1,5%	22.521.713,14 €	
Cash Outflow		22.521.713,14 €	
of which Liquidity Reserve Excess Amount		21.713,14 €	
Cash Inflow		22.500.000,00 €	
End of Period	1,5%	22.500.000,00 €	
Required Liquidity Reserve Amount	1,5%	22.500.000,00 €	
Commingling Reserve	in %		no
Beginning of Period		n/a	
Cash Outflow		n/a	
of which Commingling Reserve Excess Amount			
of which drawn from the commingling reserve and applied to PoP			
Cash Inflow		n/a	
End of Period		n/a	
Commingling Reserve Required Amount		- €	
Set-Off Reserve	in %		no
Beginning of Period		n/a	
Cash Outflow		n/a	
of which Set-Off Reserve Excess Amount			
of which drawn from the set-off reserve and applied to PoP			
Cash Inflow		n/a	
End of Period		n/a	
Set-Off Reserve Required Amount		- €	
In case of Rating Trigger breach: Set-Off Reserve Required Amount			

**SC Germany Consumer 2024-1
Monthly Investor Report**

3.1 Delinquency Data



Calculation Date	12.06.2024				
Payment Date	14.06.2024				
Period No	1				
Monthly Period	Jun 2024				
Interest Period	from	23.05.2024	to	14.06.2024	= 22 days
Collection Period	from	01.05.2024	to	31.05.2024	

Delinquency Data and Ratios

Collection Period	Outstanding BOP	Days past due				not delinquent	Days past due			
		1-30	31-60	61-90	>90		1-30	31-60	61-90	>90
1	1.499.999.923,28 €	0,00 €	0,00 €	0,00 €	0,00 €	100,00%	0,00%	0,00%	0,00%	0,00%
2										
3										
4										
5										
6										
7										
8										
9										
10										
11										
12										
13										
14										
15										
16										
17										
18										
19										
20										
21										
22										
23										
24										
25										
26										
27										
28										
29										
30										
31										
32										
33										
34										
35										
36										
37										
38										
39										
40										
41										
42										
43										
44										
45										
46										
47										
48										
49										
50										
51										
52										
53										
54										
55										
56										
57										
58										
59										
60										
61										
62										
63										
64										
65										
66										
67										
68										
69										
70										
71										
72										
73										
74										
75										
76										
77										
78										
79										
80										

**SC Germany Consumer 2024-1
Monthly Investor Report**

3.2 Default Data



Calculation Date	12.06.2024				
Payment Date	14.06.2024				
Period No	1				
Monthly Period	Jun 2024				
Interest Period	from	23.05.2024	to	14.06.2024	= 22 days
Collection Period	from	01.05.2024	to	31.05.2024	

Default Data and Ratios

	Amount	Number of Loans
Current Default		
Current Period Gross Default	- €	
Current Period Recoveries	- €	
Current Period Net Default	- €	
New Number of Defaulted Contracts		-
Cumulative Default		
Cumulative Gross Default	- €	
Cumulative Recoveries	- €	
Cumulative Net Losses	- €	
Total Number of Defaulted Contracts		-

Principal Deficiency Ledgers

Class A PDL Sub-Ledger	
Class A PDL BoP	- €
Class A Amount debited to the PDL	- €
Class A Amount credited to the PDL	- €
Class A PDL EoP	- €
Class B PDL Sub-Ledger	
Class B PDL BoP	- €
Class B Amount debited to the PDL	- €
Class B Amount credited to the PDL	- €
Class B PDL EoP	- €
Class C PDL Sub-Ledger	
Class C PDL BoP	- €
Class C Amount debited to the PDL	- €
Class C Amount credited to the PDL	- €
Class C PDL EoP	- €
Class D PDL Sub-Ledger	
Class D PDL BoP	- €
Class D Amount debited to the PDL	- €
Class D Amount credited to the PDL	- €
Class D PDL EoP	- €
Class E PDL Sub-Ledger	
Class E PDL BoP	- €
Class E Amount debited to the PDL	- €
Class E Amount credited to the PDL	- €
Class E PDL EoP	- €
Class F PDL Sub-Ledger	
Class F PDL BoP	- €
Class F Amount debited to the PDL	- €
Class F Amount credited to the PDL	- €
Class F PDL EoP	- €

**SC Germany Consumer 2024-1
Monthly Investor Report**

Calculation Date	12.06.2024				
Payment Date	14.06.2024				
Period No	1				
Monthly Period	Jun 2024				
Interest Period	from	23.05.2024	to	14.06.2024	= 22 days
Collection Period	from	01.05.2024	to	31.05.2024	

3.3 Defaults & Recoveries per period



Default/Recovery Data and Ratios

3 Months Rolling Average Dynamic Net Loss Ratio % * n/a

Collection Period	Number of defaulted contracts	Defaults in collection period	cumulated Defaults since cut-off	cumulated amount of purchased receivables	Cumulated Default Ratio %	Recoveries in collection period	cumulated Recoveries since cut-off	cumulated net losses	cumulative net loss ratio %	Dynamic Net Loss Ratio
1	0	0,00 €	0,00 €	1.541.102.469,44 €	0,00%	0,00 €	0,00 €	0,00 €	0,00%	n/a
2										
3										
4										
5										
6										
7										
8										
9										
10										
11										
12										
13										
14										
15										
16										
17										
18										
19										
20										
21										
22										
23										
24										
25										
26										
27										
28										
29										
30										
31										
32										
33										
34										
35										
36										
37										
38										
39										
40										
41										
42										
43										
44										
45										
46										
47										
48										
49										
50										
51										
52										
53										
54										
55										
56										
57										
58										
59										
60										
61										
62										
63										
64										
65										
66										
67										
68										
69										
70										
71										
72										
73										
74										
75										
76										
77										
78										
79										
80										

* starting after the end of the Replenishment Period until and including the 25th Payment Date following the end of the Replenishment Period

**SC Germany Consumer 2024-1
Monthly Investor Report**

4. Concentration Limits



Calculation Date	12.06.2024				
Payment Date	14.06.2024				
Period No	1				
Monthly Period	Jun 2024				
Interest Period from	23.05.2024	to	14.06.2024	=	22 days
Collection Period from	01.05.2024	to	31.05.2024		

Current Transaction Status

Portfolio Concentrations	Minimum-Trigger	Maximum-Trigger	Current Value	Trigger Breach
Average Yield (applicable for Total Portfolio)	8,30%	-	8,63%	no
Borrower Exposure (applicable for Total Portfolio)	-	200.000,00 €	135.540,71 €	no
WA Remaining Term		85,00	81,17	no
		Maximum-Trigger	Current Value	Trigger Breach
Purchase Shortfall Event				no
Period before previous period		150.000.000,00 €	0,00 €	
Previous period		150.000.000,00 €	76,72 €	
Current period		150.000.000,00 €	4,51 €	
Termination/Servicer Termination Event				no
Event of Default / Termination Event, as defined in the Interest Rate Swap				no
Sequential Payment Trigger Event				no
Cumulative Net Loss Ratio				
- from the first Payment Date in Jun 2024 until (and including) the Payment Date in Dec 2024		1,00%		no
- from the Payment Date in Jan 2025 until (and including) the Payment Date in Jun 2025		2,25%		no
- from the Payment Date in Jul 2025 until (and including) the Payment Date in Dec 2025		3,50%	0,00%	no
- from the Payment Date in Jan 2026 until (and including) the Payment Date in Sep 2026		4,25%		no
- from the Payment Date in Oct 2026 onwards		5,00%		no
Debit balance PDL		7.500.000,00 €	- €	no
Aggregate Outstanding Portfolio Principal Amount is lower than 10 per cent of the Aggregate Outstanding Portfolio Principal Amount	10%		100,00%	no
Three Months Rolling Average Dynamic Net Loss Ratio *		0,42%	n/a	no
Tax Call Redemption date				no
Regulatory Change Event Redemption Date				no
Termination Event or Servicer Termination Event				no
Early Amortisation Event				
Cumulative Net Loss Ratio				
- prior to or on 30 November 2024		1,00%	0,00%	no
Purchase Shortfall Event				no
Termination Event or Servicer Termination Event				no
Event of Default / Termination Event, as defined in the Interest Rate Swap				no
Any debit of F PDL higher than EUR 0 on two consecutive Payment Dates				
Previous period		0,00 €	0,00 €	no
Current period			0,00 €	

* starting after the end of the Replenishment Period until and including the 25th Payment Date following the end of the Replenishment Period

**SC Germany Consumer 2024-1
Monthly Investor Report**

Reporting Date	12.06.2024				
Payment Date	14.06.2024				
Period No	1				
Monthly Period	Jun 2024				
Interest Period from	23.05.2024	to	14.06.2024	=	22 days
Collection Period from	01.05.2024	to	31.05.2024		

5. Outstanding Notes



1. Note Balance	All notes	Class A	Class B	Class C	Class D	Class E	Class F
General Note Information							
ISIN Code		XS2798860891	XS2798860206	XS2798860388	XS2798860461	XS2798860545	XS2798860628
Currency		EUR	EUR	EUR	EUR	EUR	EUR
Initial Tranching	in %	83,10%	5,60%	5,20%	2,30%	2,60%	1,20%
Legal Maturity		Jan 2038	Jan 2038	Jan 2038	Jan 2038	Jan 2038	Jan 2038
Expected Maturity		Mrz 2031	Mrz 2031	Mrz 2031	Mrz 2031	Mrz 2031	Mai 2026
Original Rating (DBRS / Moody's)		AAA (sf) / Aaa (sf)	AA (sf) / Aa1 (sf)	A (sf) / A1 (sf)	BBB (high) (sf) / Baa2 (sf)	BB (high) (sf) / Ba1 (sf)	BB (high) (sf) / Ba2 (sf)
Current Rating (DBRS / Moody's)*		AAA (sf)Aaa (sf)	AA (sf)Aa1 (sf)	A (sf)A1 (sf)	BBB (high) (sf)Baa2 (sf)	BB (high) (sf)Ba1 (sf)	BB (high) (sf)Ba2 (sf)
Initial Notes Aggregate Principal Outstanding Balance	1.500.000.000 €	1.246.500.000,00 €	84.000.000,00 €	78.000.000,00 €	34.500.000,00 €	39.000.000,00 €	18.000.000,00 €
Initial Nominal per Note		100.000,00 €	100.000,00 €	100.000,00 €	100.000,00 €	100.000,00 €	100.000,00 €
Initial Number of Notes per Class		12.465	840	780	345	390	180
Current Note Information							
Class Principal Outstanding Balance Beginning of Period	1.500.000.000,00 €	1.246.500.000,00 €	84.000.000,00 €	78.000.000,00 €	34.500.000,00 €	39.000.000,00 €	18.000.000,00 €
Replenishment	41.102.546,16 €						
Amortisation	750.000,00 €						
Redemption per Class		- €	- €	- €	- €	- €	750.000,00 €
Redemption per Note		- €	- €	- €	- €	- €	4.166,67 €
Class Principal Outstanding Balance End of Period	1.499.250.000,00 €	1.246.500.000,00 €	84.000.000,00 €	78.000.000,00 €	34.500.000,00 €	39.000.000,00 €	17.250.000,00 €
Current Tranching		83,1%	5,6%	5,2%	2,3%	2,6%	1,2%
Current Pool Factor	1,00	1,00	1,00	1,00	1,00	1,00	0,96
2. Payments to Investors per Note							
Interest Rate Basis: 1 M-Euribor / Fixed / Floating	3,830%	1mE+65bp	1mE+100bp	1mE+130bp	1mE+175bp	1mE+360bp	1mE+480bp
Day/Count Convention		act/360	act/360	act/360	act/360	act/360	act/360
Interest Days	22						
Principal Outstanding per Note Beginning of Period		100.000,00 €	100.000,00 €	100.000,00 €	100.000,00 €	100.000,00 €	100.000,00 €
Class F only: Accrued Target Amortisation Amounts							4.166,67 €
> Principal Repayment per Note		- €	- €	- €	- €	- €	4.166,67 €
Principal Outstanding per Note End of Period		100.000,00 €	100.000,00 €	100.000,00 €	100.000,00 €	100.000,00 €	95.833,33 €
> Interest accrued for the period	-	3.411.919,80 €	247.892,40 €	244.483,20 €	117.624,30 €	177.056,10 €	94.919,40 €
Interest Payment		3.411.919,80 €	247.892,40 €	244.483,20 €	117.624,30 €	177.056,10 €	94.919,40 €
Interest Payment per Note		273,72 €	295,11 €	313,44 €	340,94 €	453,99 €	527,33 €
3. Credit Enhancements							
Initial total CE (Subordination, Reserve)		18,40%	12,80%	7,60%	5,30%	2,70%	1,50%
Current CE		18,40%	12,80%	7,60%	5,30%	2,70%	1,55%

* Last rating action as of 23.05.2024

**SC Germany Consumer 2024-1
Monthly Investor Report**

6. Original Principal Balance



Calculation Date	12.06.2024				
Payment Date	14.06.2024				
Period No	1				
Monthly Period	Jun 2024				
Interest Period	from	23.05.2024	to	14.06.2024	= 22 days
Collection Period	from	01.05.2024	to	31.05.2024	

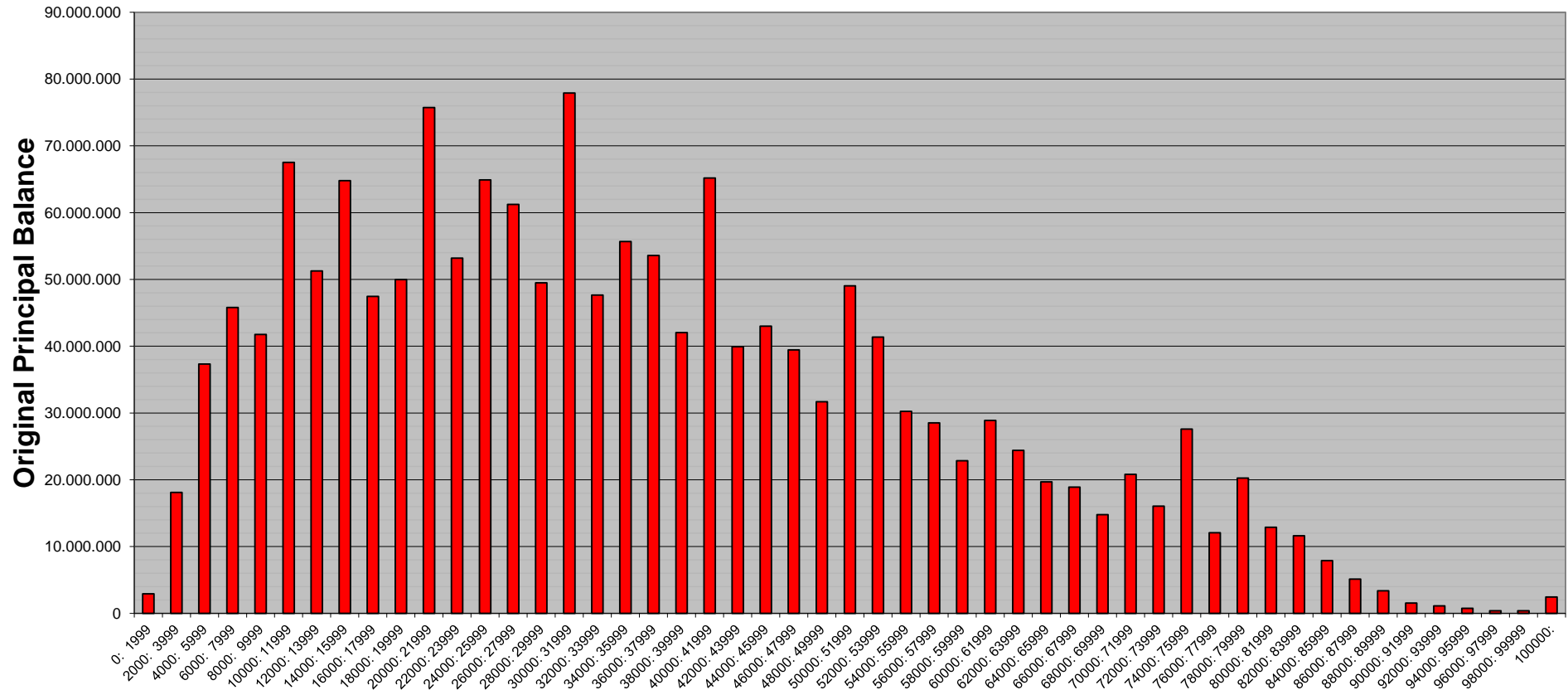
Original Principal Balance (Ranges in EUR)	Original Principal Balance in EUR	Percentage of Total Balance	Number of Loans	Percentage of Total Loans
0: 1999	2.919.187,80	0,18%	2.263	2,82%
2000: 3999	18.095.816,83	1,10%	6.433	8,03%
4000: 5999	37.328.585,30	2,26%	7.648	9,54%
6000: 7999	45.780.217,49	2,77%	6.636	8,28%
8000: 9999	41.759.746,97	2,53%	4.725	5,90%
10000: 11999	67.524.180,21	4,09%	6.360	7,94%
12000: 13999	51.279.948,47	3,11%	3.986	4,97%
14000: 15999	64.791.722,13	3,93%	4.303	5,37%
16000: 17999	47.467.171,80	2,88%	2.798	3,49%
18000: 19999	49.967.214,61	3,03%	2.640	3,29%
20000: 21999	75.722.865,45	4,59%	3.658	4,56%
22000: 23999	53.191.403,19	3,22%	2.319	2,89%
24000: 25999	64.904.682,24	3,93%	2.604	3,25%
26000: 27999	61.225.492,40	3,71%	2.285	2,85%
28000: 29999	49.482.076,34	3,00%	1.710	2,13%
30000: 31999	77.914.579,06	4,72%	2.530	3,16%
32000: 33999	47.653.693,89	2,89%	1.446	1,80%
34000: 35999	55.661.777,29	3,37%	1.592	1,99%
36000: 37999	53.593.624,60	3,25%	1.453	1,81%
38000: 39999	42.045.231,09	2,55%	1.080	1,35%
40000: 41999	65.172.887,65	3,95%	1.593	1,99%
42000: 43999	39.911.777,68	2,42%	929	1,16%
44000: 45999	43.006.193,15	2,61%	956	1,19%
46000: 47999	39.454.145,10	2,39%	840	1,05%
48000: 49999	31.676.546,52	1,92%	647	0,81%
50000: 51999	49.033.429,39	2,97%	970	1,21%
52000: 53999	41.373.209,76	2,51%	785	0,98%
54000: 55999	30.235.128,95	1,83%	550	0,69%
56000: 57999	28.512.997,14	1,73%	500	0,62%
58000: 59999	22.862.201,32	1,39%	388	0,48%
60000: 61999	28.890.152,09	1,75%	476	0,59%
62000: 63999	24.413.788,67	1,48%	388	0,48%
64000: 65999	19.691.818,62	1,19%	303	0,38%
66000: 67999	18.905.090,54	1,15%	282	0,35%
68000: 69999	14.768.682,50	0,89%	214	0,27%
70000: 71999	20.831.551,23	1,26%	294	0,37%
72000: 73999	16.043.393,34	0,97%	220	0,27%
74000: 75999	27.582.855,13	1,67%	368	0,46%
76000: 77999	12.075.835,59	0,73%	157	0,20%
78000: 79999	20.244.161,43	1,23%	257	0,32%
80000: 81999	12.879.036,44	0,78%	159	0,20%
82000: 83999	11.618.362,06	0,70%	140	0,17%
84000: 85999	7.892.362,38	0,48%	93	0,12%
86000: 87999	5.120.921,75	0,31%	59	0,07%
88000: 89999	3.370.298,76	0,20%	38	0,05%
90000: 91999	1.543.520,66	0,09%	17	0,02%
92000: 93999	1.115.837,51	0,07%	12	0,01%
94000: 95999	761.922,96	0,05%	8	0,01%
96000: 97999	388.819,67	0,02%	4	0,00%
98000: 99999	396.412,50	0,02%	4	0,00%
100000:	2.438.638,87	0,15%	22	0,03%
Total	1.650.521.196,52	100,00%	80.142	100,00%

Statistics in EUR	
Average Amount	20.594,96

**SC Germany Consumer 2024-1
Monthly Investor Report**

6.1 Original PB (Graph)

Calculation Date	12.06.2024		
Payment Date	14.06.2024		
Period No	1		
Monthly Period	Jun 2024		
Interest Period	from	23.05.2024	to 14.06.2024 = 22 days
Collection Period	from	01.05.2024	to 31.05.2024



**SC Germany Consumer 2024-1
Monthly Investor Report**

7. Current Principal Balance



Calculation Date	12.06.2024			
Payment Date	14.06.2024			
Period No	1			
Monthly Period	Jun 2024			
Interest Period	from	23.05.2024	to	14.06.2024 = 22 days
Collection Period	from	01.05.2024	to	31.05.2024

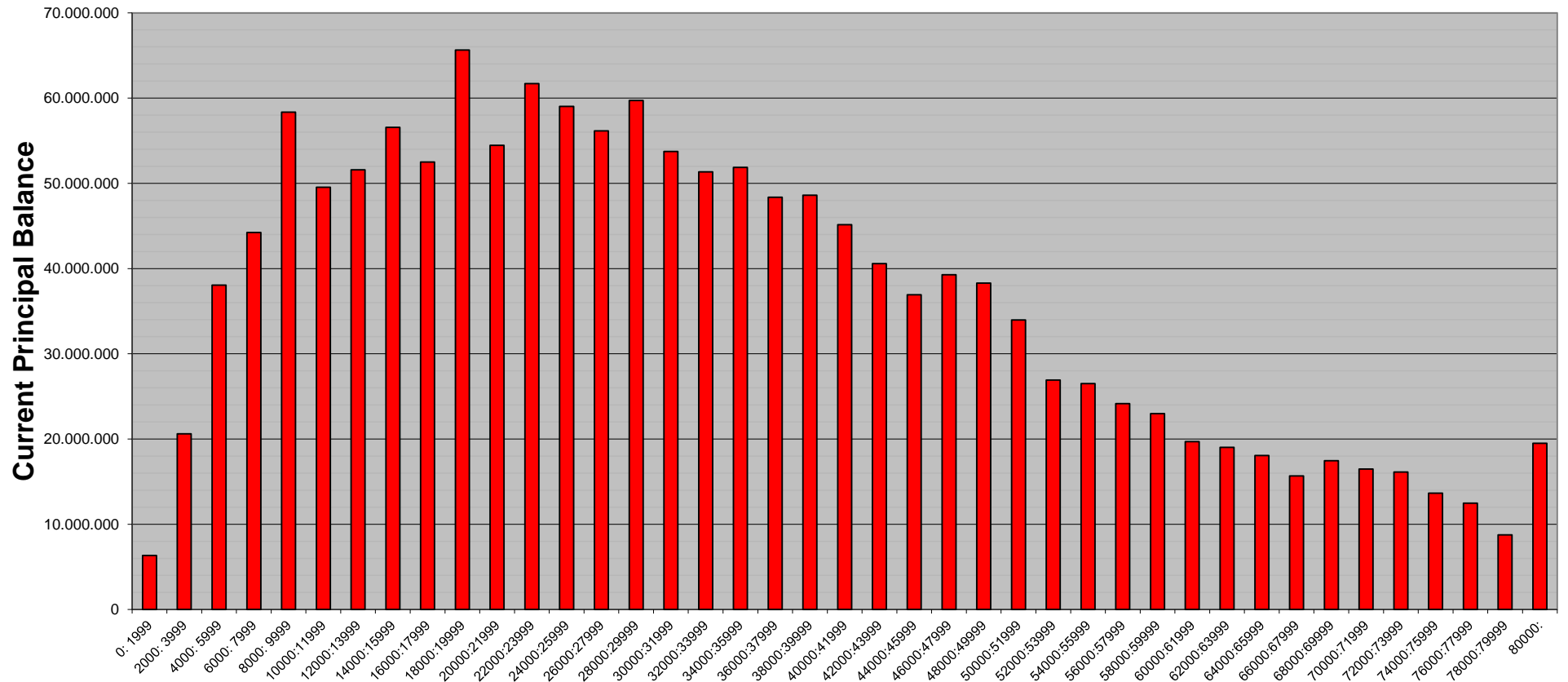
Current Principal Balance (Ranges in EUR)	Current Principal Balance in EUR	Percentage of Total Balance	Number of Loans	Percentage of Total Loans
0: 1999	6.339.076,77	0,42%	5.433	6,78%
2000: 3999	20.601.582,96	1,37%	6.863	8,56%
4000: 5999	38.046.046,69	2,54%	7.670	9,57%
6000: 7999	44.237.848,48	2,95%	6.320	7,89%
8000: 9999	58.356.666,80	3,89%	6.441	8,04%
10000:11999	49.551.514,07	3,30%	4.521	5,64%
12000:13999	51.593.453,26	3,44%	3.968	4,95%
14000:15999	56.559.704,88	3,77%	3.788	4,73%
16000:17999	52.495.805,18	3,50%	3.087	3,85%
18000:19999	65.632.359,95	4,38%	3.453	4,31%
20000:21999	54.454.672,44	3,63%	2.599	3,24%
22000:23999	61.702.090,39	4,11%	2.683	3,35%
24000:25999	59.020.306,47	3,93%	2.365	2,95%
26000:27999	56.154.439,25	3,74%	2.079	2,59%
28000:29999	59.732.496,66	3,98%	2.059	2,57%
30000:31999	53.745.046,11	3,58%	1.736	2,17%
32000:33999	51.337.035,14	3,42%	1.557	1,94%
34000:35999	51.865.491,71	3,46%	1.484	1,85%
36000:37999	48.365.228,21	3,22%	1.308	1,63%
38000:39999	48.606.212,24	3,24%	1.246	1,55%
40000:41999	45.147.039,31	3,01%	1.102	1,38%
42000:43999	40.576.842,41	2,71%	944	1,18%
44000:45999	36.921.699,77	2,46%	820	1,02%
46000:47999	39.279.861,23	2,62%	837	1,04%
48000:49999	38.302.640,10	2,55%	782	0,98%
50000:51999	33.962.518,79	2,26%	666	0,83%
52000:53999	26.907.863,88	1,79%	508	0,63%
54000:55999	26.501.844,02	1,77%	482	0,60%
56000:57999	24.154.706,53	1,61%	424	0,53%
58000:59999	22.988.735,64	1,53%	390	0,49%
60000:61999	19.702.446,34	1,31%	323	0,40%
62000:63999	19.013.447,69	1,27%	302	0,38%
64000:65999	18.055.856,73	1,20%	278	0,35%
66000:67999	15.679.974,15	1,05%	234	0,29%
68000:69999	17.453.029,22	1,16%	253	0,32%
70000:71999	16.468.039,29	1,10%	232	0,29%
72000:73999	16.136.439,16	1,08%	221	0,28%
74000:75999	13.635.881,18	0,91%	182	0,23%
76000:77999	12.461.202,44	0,83%	162	0,20%
78000:79999	8.758.941,77	0,58%	111	0,14%
80000:	19.493.908,18	1,30%	229	0,29%
Total	1.499.999.995,49	100,00%	80.142	100,00%

Statistics in EUR	
Average Amount	18.716,78

SC Germany Consumer 2024-1
Monthly Investor Report

7.1 Current PB (Graph)

Calculation Date	12.06.2024		
Payment Date	14.06.2024		
Period No	1		
Monthly Period	Jun 2024		
Interest Period	from	23.05.2024	to 14.06.2024 = 22 days
Collection Period	from	01.05.2024	to 31.05.2024



**SC Germany Consumer 2024-1
Monthly Investor Report**

8. Borrower Concentration



Calculation Date			12.06.2024		
Payment Date			14.06.2024		
Period No			1		
Monthly Period			Jun 2024		
Interest Period	from	23.05.2024	to	14.06.2024	= 22 days
Collection Period	from	01.05.2024	to	31.05.2024	

No	Current Principal Balance in EUR	Percentage of Total Balance	Number of Loans
1	135.540,71	0,0090%	2
2	120.734,01	0,0080%	1
3	117.751,86	0,0079%	1
4	115.966,38	0,0077%	1
5	109.095,26	0,0073%	1
6	107.645,17	0,0072%	1
7	107.312,39	0,0072%	1
8	105.529,01	0,0070%	1
9	97.395,40	0,0065%	1
10	97.145,76	0,0065%	1
11	96.874,09	0,0065%	1
12	96.175,51	0,0064%	1
13	94.956,79	0,0063%	1
14	94.864,87	0,0063%	1
15	94.532,24	0,0063%	1
16	93.910,22	0,0063%	1
17	93.284,24	0,0062%	1
18	93.117,64	0,0062%	1
19	92.761,02	0,0062%	1
20	92.569,29	0,0062%	1
21	91.944,50	0,0061%	1
22	91.540,24	0,0061%	1
23	90.845,71	0,0061%	1
24	90.552,87	0,0060%	1
25	90.165,17	0,0060%	1
	2.512.210,35	0,1675%	26

**SC Germany Consumer 2024-1
Monthly Investor Report**

9. Geographical Distribution



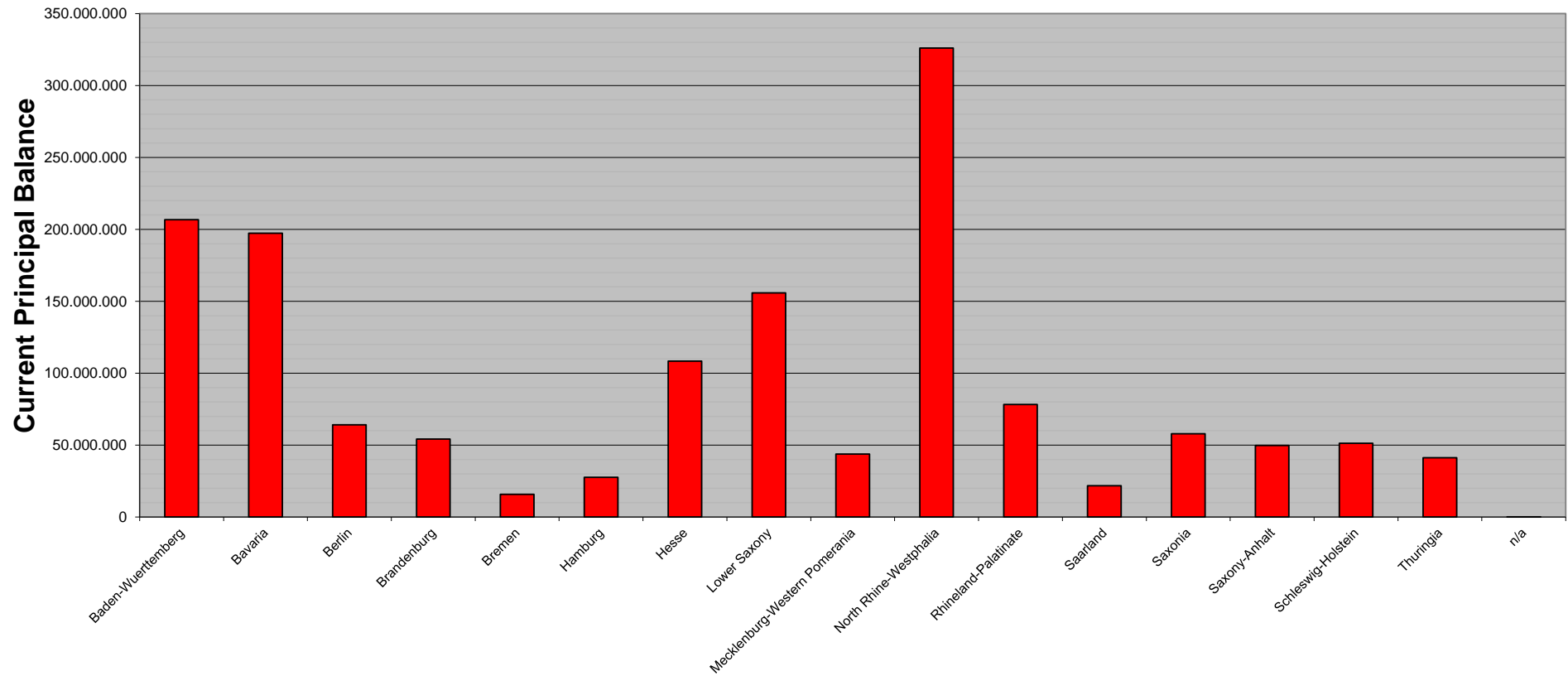
Calculation Date			12.06.2024		
Payment Date			14.06.2024		
Period No			1		
Monthly Period			Jun 2024		
Interest Period	from	23.05.2024	to	14.06.2024	= 22 days
Collection Period	from	01.05.2024	to	31.05.2024	

<i>State</i>	<i>Current Principal Balance in EUR</i>	<i>Percentage of Total Balance</i>	<i>Number of Loans</i>	<i>Percentage of Total Loans</i>
Baden-Wuerttemberg	206.698.816,03	13,78%	10.125	12,63%
Bavaria	197.279.470,67	13,15%	10.503	13,11%
Berlin	64.114.484,20	4,27%	3.242	4,05%
Brandenburg	54.194.051,43	3,61%	3.120	3,89%
Bremen	15.741.840,17	1,05%	830	1,04%
Hamburg	27.588.125,85	1,84%	1.438	1,79%
Hesse	108.428.999,49	7,23%	5.611	7,00%
Lower Saxony	155.820.123,27	10,39%	8.450	10,54%
Mecklenburg-Western Pomerania	43.754.912,98	2,92%	2.544	3,17%
North Rhine-Westphalia	326.016.797,21	21,73%	16.963	21,17%
Rhineland-Palatinate	78.218.695,72	5,21%	4.219	5,26%
Saarland	21.818.374,76	1,45%	1.296	1,62%
Saxonia	57.950.476,26	3,86%	3.539	4,42%
Saxony-Anhalt	49.751.561,25	3,32%	2.918	3,64%
Schleswig-Holstein	51.342.182,43	3,42%	2.942	3,67%
Thuringia	41.214.758,15	2,75%	2.400	2,99%
n/a	66.325,62	0,00%	2	0,00%
Total	1.499.999.995,49	100,00%	80.142	100,00%

SC Germany Consumer 2024-1
Monthly Investor Report

9.1 Geographical Distribution (Graph)

Calculation Date	12.06.2024		
Payment Date	14.06.2024		
Period No	1		
Monthly Period	Jun 2024		
Interest Period	from	23.05.2024	to 14.06.2024 = 22 days
Collection Period	from	01.05.2024	to 31.05.2024



**SC Germany Consumer 2024-1
Monthly Investor Report**

10. Collateral



Calculation Date			12.06.2024		
Payment Date			14.06.2024		
Period No			1		
Monthly Period			Jun 2024		
Interest Period	from	23.05.2024	to	14.06.2024	= 22 days
Collection Period	from	01.05.2024	to	31.05.2024	

<i>Collateral</i>	<i>Current Principal Balance in EUR</i>	<i>Percentage of Total Balance</i>	<i>Number of Loans</i>	<i>Percentage of Total Loans</i>
secured	12.377.765,13	0,83%	376	0,47%
unsecured	1.487.622.230,36	99,17%	79.766	99,53%
Total	1.499.999.995,49	100,00%	80.142	100,00%

**SC Germany Consumer 2024-1
Monthly Investor Report**

11. Insurances



Calculation Date			12.06.2024		
Payment Date			14.06.2024		
Period No			1		
Monthly Period			Jun 2024		
Interest Period	from	23.05.2024	to	14.06.2024	= 22 days
Collection Period	from	01.05.2024	to	31.05.2024	

<i>Payment Protection Insurance</i>	<i>Current Principal Balance in EUR</i>	<i>Percentage of Total Balance</i>	<i>Number of Loans</i>	<i>Percentage of Total Loans</i>
No	373.765.129,73	24,92%	27.374	34,16%
Yes	1.126.234.865,76	75,08%	52.768	65,84%
Total	1.499.999.995,49	100,00%	80.142	100,00%

**SC Germany Consumer 2024-1
Monthly Investor Report**

12. Payment Methods



Calculation Date			12.06.2024		
Payment Date			14.06.2024		
Period No			1		
Monthly Period			Jun 2024		
Interest Period	from	23.05.2024	to	14.06.2024	= 22 days
Collection Period	from	01.05.2024	to	31.05.2024	

<i>Payment Method</i>	<i>Current Principal Balance in EUR</i>	<i>Percentage of Total Balance</i>	<i>Number of Loans</i>	<i>Percentage of Total Loans</i>
Direct Debit	1.491.013.778,58	99,40%	79.640	99,37%
Other	8.986.216,91	0,60%	502	0,63%
Total	1.499.999.995,49	100,00%	80.142	100,00%

<i>Cycle of Payment</i>	<i>Current Principal Balance in EUR</i>	<i>Percentage of Total Balance</i>	<i>Number of Loans</i>	<i>Percentage of Total Loans</i>
15th of month	359.050.263,62	23,94%	20.222	25,23%
1st of month	1.140.949.731,87	76,06%	59.920	74,77%
Total	1.499.999.995,49	100,00%	80.142	100,00%

**SC Germany Consumer 2024-1
Monthly Investor Report**

13. Effective Interest Rate



Calculation Date			12.06.2024		
Payment Date			14.06.2024		
Period No			1		
Monthly Period			Jun 2024		
Interest Period	from	23.05.2024	to	14.06.2024	= 22 days
Collection Period	from	01.05.2024	to	31.05.2024	

Yield Range *	Current Principal Balance in EUR	Percentage of Total Balance	Number of Loans	Percentage of Total Loans
0: 0	1.334,37	0,00%	3	0,00%
1: 1	1.234.570,12	0,08%	177	0,22%
2: 2	18.621.159,32	1,24%	1.435	1,79%
3: 3	16.100.034,20	1,07%	1.073	1,34%
4: 4	31.246.382,39	2,08%	1.839	2,29%
5: 5	75.988.111,73	5,07%	3.591	4,48%
6: 6	137.258.756,44	9,15%	6.199	7,74%
7: 7	276.944.688,45	18,46%	12.163	15,18%
8: 8	386.000.661,35	25,73%	18.930	23,62%
9: 9	327.165.068,95	21,81%	19.099	23,83%
10:10	133.938.855,32	8,93%	8.745	10,91%
11:11	71.067.360,18	4,74%	4.916	6,13%
12:12	16.492.057,24	1,10%	1.294	1,61%
13:	7.940.955,43	0,53%	678	0,85%
Total	1.499.999.995,49	100,00%	80.142	100,00%

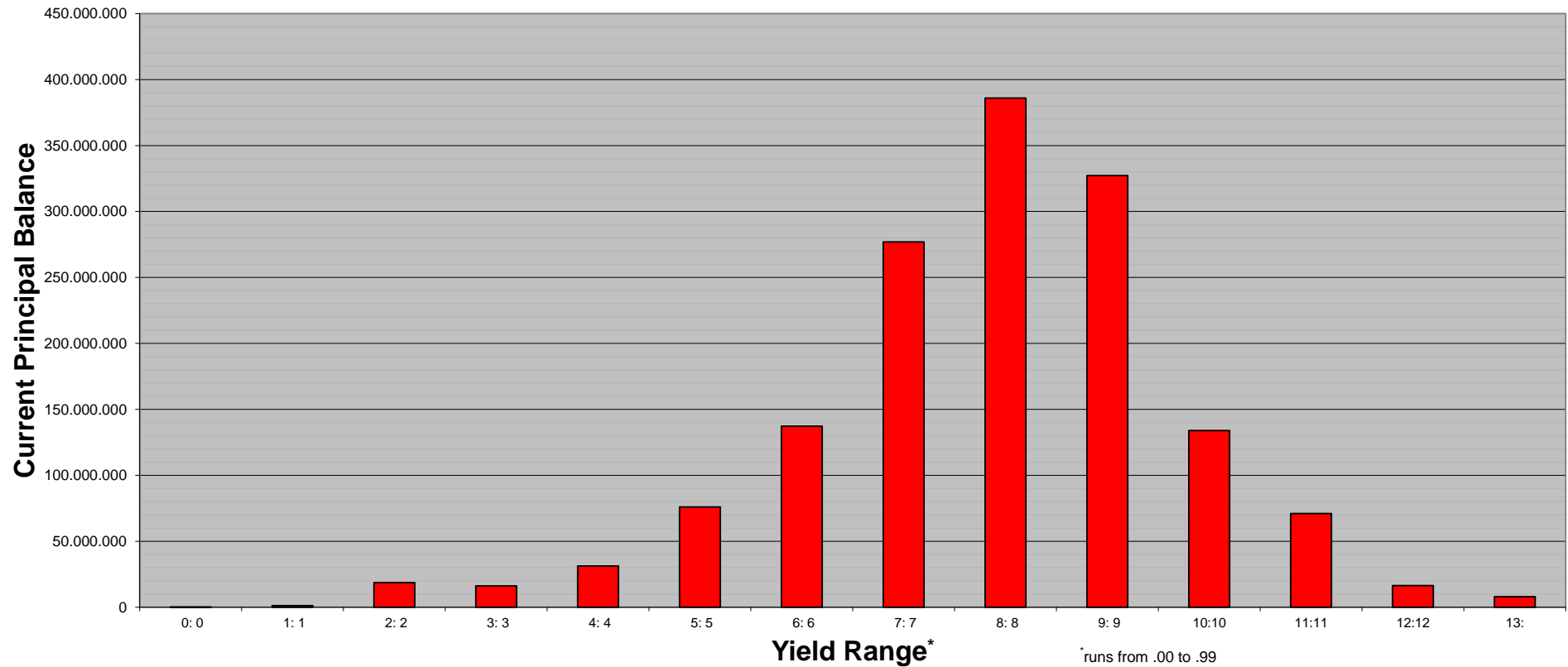
Statistics		in %
WA Interest	8,63%	

* runs from .00 to .99

**SC Germany Consumer 2024-1
Monthly Investor Report**

13.1 Effective Interest Rate (Graph)

Calculation Date	12.06.2024	
Payment Date	14.06.2024	
Period No	1	
Monthly Period	Jun 2024	
Interest Period	from 23.05.2024	to 14.06.2024 = 22 days
Collection Period	from 01.05.2024	to 31.05.2024



SC Germany Consumer 2024-1
Monthly Investor Report

14. Seasoning



Calculation Date	12.06.2024	
Payment Date	14.06.2024	
Period No	1	
Monthly Period	Jun 2024	
Interest Period	from 23.05.2024	to 14.06.2024 = 22 days
Collection Period	from 01.05.2024	to 31.05.2024

Seasoning in Months	Current Principal Balance in EUR	Percentage of Total Balance	Number of Loans	Percentage of Total Loans
0: 2	36.219.259,45	2,41%	1.890	2,36%
3: 5	415.358.116,79	27,69%	20.639	25,75%
6: 8	301.624.563,07	20,11%	17.050	21,27%
9:11	386.988.304,55	25,80%	20.386	25,44%
12:14	133.719.274,52	8,91%	7.004	8,74%
15:17	77.834.080,55	5,19%	4.066	5,07%
18:20	52.771.161,51	3,52%	2.931	3,66%
21:23	39.704.383,89	2,65%	2.453	3,06%
24:26	25.945.291,27	1,73%	1.465	1,83%
27:29	15.366.797,03	1,02%	1.007	1,26%
30:32	8.651.287,14	0,58%	665	0,83%
33:35	2.041.736,33	0,14%	147	0,18%
36:38	1.181.857,84	0,08%	98	0,12%
39:41	570.425,01	0,04%	67	0,08%
42:44	858.969,33	0,06%	85	0,11%
45:47	273.566,77	0,02%	31	0,04%
48:50	166.961,40	0,01%	30	0,04%
51:53	230.006,21	0,02%	39	0,05%
54:56	202.672,03	0,01%	34	0,04%
57:59	82.595,01	0,01%	9	0,01%
60:62	75.273,83	0,01%	12	0,01%
63:65	47.568,52	0,00%	7	0,01%
66:68	42.704,59	0,00%	7	0,01%
69:71	14.535,93	0,00%	4	0,00%
72:74	6.387,54	0,00%	4	0,00%
75:77	742,27	0,00%	2	0,00%
78:80	3.517,18	0,00%	1	0,00%
81:	17.955,93	0,00%	9	0,01%
Total	1.499.999.995,49	100,00%	80.142	100,00%

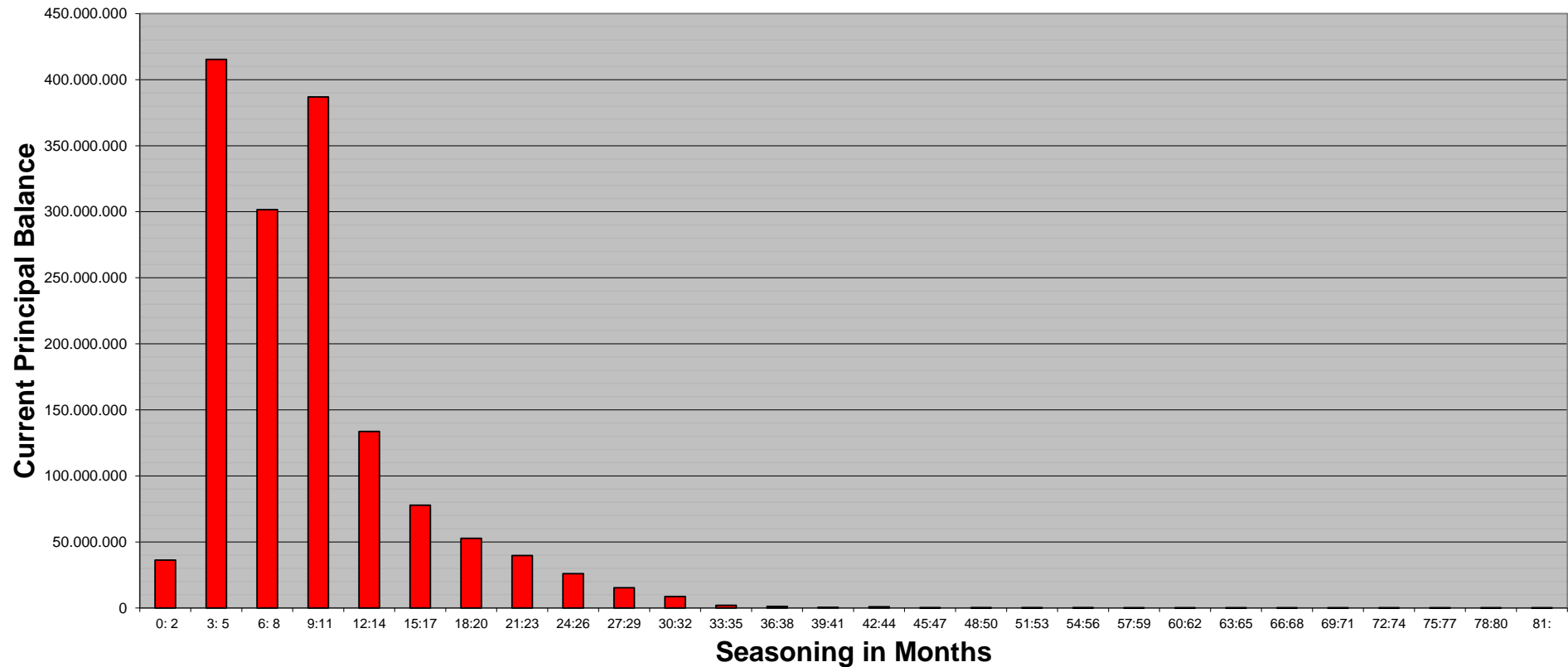
Statistics

WA Seasoning	9,31
--------------	------

**SC Germany Consumer 2024-1
Monthly Investor Report**

14.1 Seasoning (Graph)

Calculation Date	12.06.2024	
Payment Date	14.06.2024	
Period No	1	
Monthly Period	Jun 2024	
Interest Period	from 23.05.2024	to 14.06.2024 = 22 days
Collection Period	from 01.05.2024	to 31.05.2024



**SC Germany Consumer 2024-1
Monthly Investor Report**

15. Remaining Term



Calculation Date			12.06.2024		
Payment Date			14.06.2024		
Period No			1		
Monthly Period			Jun 2024		
Interest Period	from	23.05.2024	to	14.06.2024	= 22 days
Collection Period	from	01.05.2024	to	31.05.2024	

<i>Remaining Term in Months</i>	<i>Current Principal Balance in EUR</i>	<i>Percentage of Total Balance</i>	<i>Number of Loans</i>	<i>Percentage of Total Loans</i>
0: 6	979.317,10	0,07%	1.209	1,51%
7: 13	3.448.058,18	0,23%	1.713	2,14%
14: 20	6.872.259,48	0,46%	2.278	2,84%
21: 27	9.750.018,73	0,65%	2.221	2,77%
28: 34	17.790.017,41	1,19%	3.161	3,94%
35: 41	20.822.890,04	1,39%	2.769	3,46%
42: 48	31.024.620,63	2,07%	3.419	4,27%
49: 55	36.218.220,79	2,41%	3.327	4,15%
56: 62	45.460.390,86	3,03%	3.477	4,34%
63: 69	65.171.786,45	4,34%	4.251	5,30%
70: 76	119.120.474,38	7,94%	6.586	8,22%
77: 83	192.361.782,38	12,82%	9.023	11,26%
84: 90	527.048.580,74	35,14%	20.724	25,86%
91: 97	423.901.694,25	28,26%	15.983	19,94%
98:	29.884,07	0,00%	1	0,00%
Total	1.499.999.995,49	100,00%	80.142	100,00%

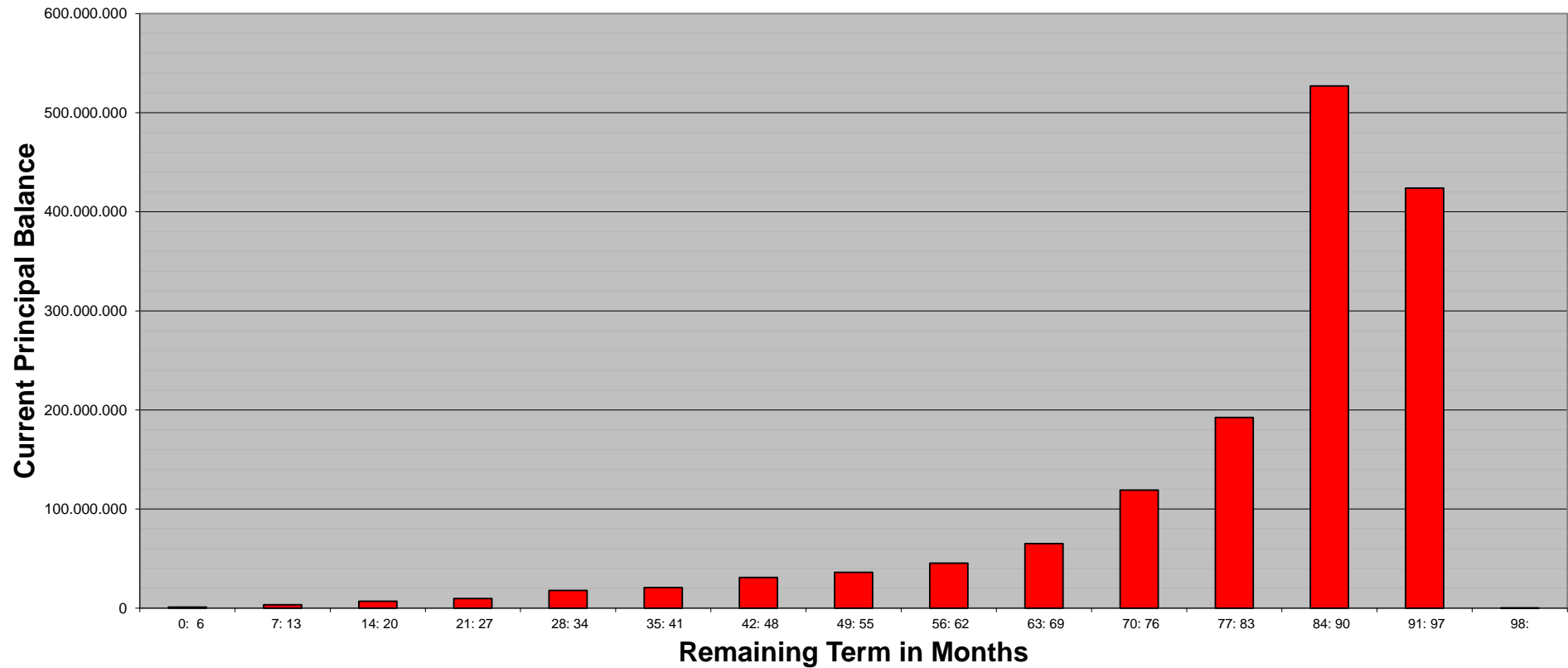
Statistics

WA Remaining Term	81,17
-------------------	-------

**SC Germany Consumer 2024-1
Monthly Investor Report**

15.1 Remaining Term (Graph)

Calculation Date	12.06.2024	
Payment Date	14.06.2024	
Period No	1	
Monthly Period	Jun 2024	
Interest Period	from 23.05.2024	to 14.06.2024 = 22 days
Collection Period	from 01.05.2024	to 31.05.2024



**SC Germany Consumer 2024-1
Monthly Investor Report**

16. Original Term



Calculation Date	12.06.2024	
Payment Date	14.06.2024	
Period No	1	
Monthly Period	Jun 2024	
Interest Period	from 23.05.2024	to 14.06.2024 = 22 days
Collection Period	from 01.05.2024	to 31.05.2024

<i>Original Term in Months</i>	<i>Current Principal Balance in EUR</i>	<i>Percentage of Total Balance</i>	<i>Number of Loans</i>	<i>Percentage of Total Loans</i>
0: 13	1.477.961,50	0,10%	1.196	1,49%
14: 20	2.105.385,95	0,14%	1.011	1,26%
21: 27	7.934.678,78	0,53%	2.733	3,41%
28: 34	2.292.300,44	0,15%	416	0,52%
35: 41	19.017.427,12	1,27%	4.037	5,04%
42: 48	6.690.548,78	0,45%	709	0,88%
49: 55	35.946.023,63	2,40%	4.995	6,23%
56: 62	53.233.576,78	3,55%	5.239	6,54%
63: 69	11.940.007,13	0,80%	730	0,91%
70: 76	57.233.873,53	3,82%	4.348	5,43%
77: 83	20.067.428,47	1,34%	930	1,16%
84: 90	138.086.701,04	9,21%	9.169	11,44%
91: 97	985.852.548,37	65,72%	38.751	48,35%
98:104	157.937.464,72	10,53%	5.868	7,32%
105:111	183.156,33	0,01%	9	0,01%
112:	912,92	0,00%	1	0,00%
Total	1.499.999.995,49	100,00%	80.142	100,00%

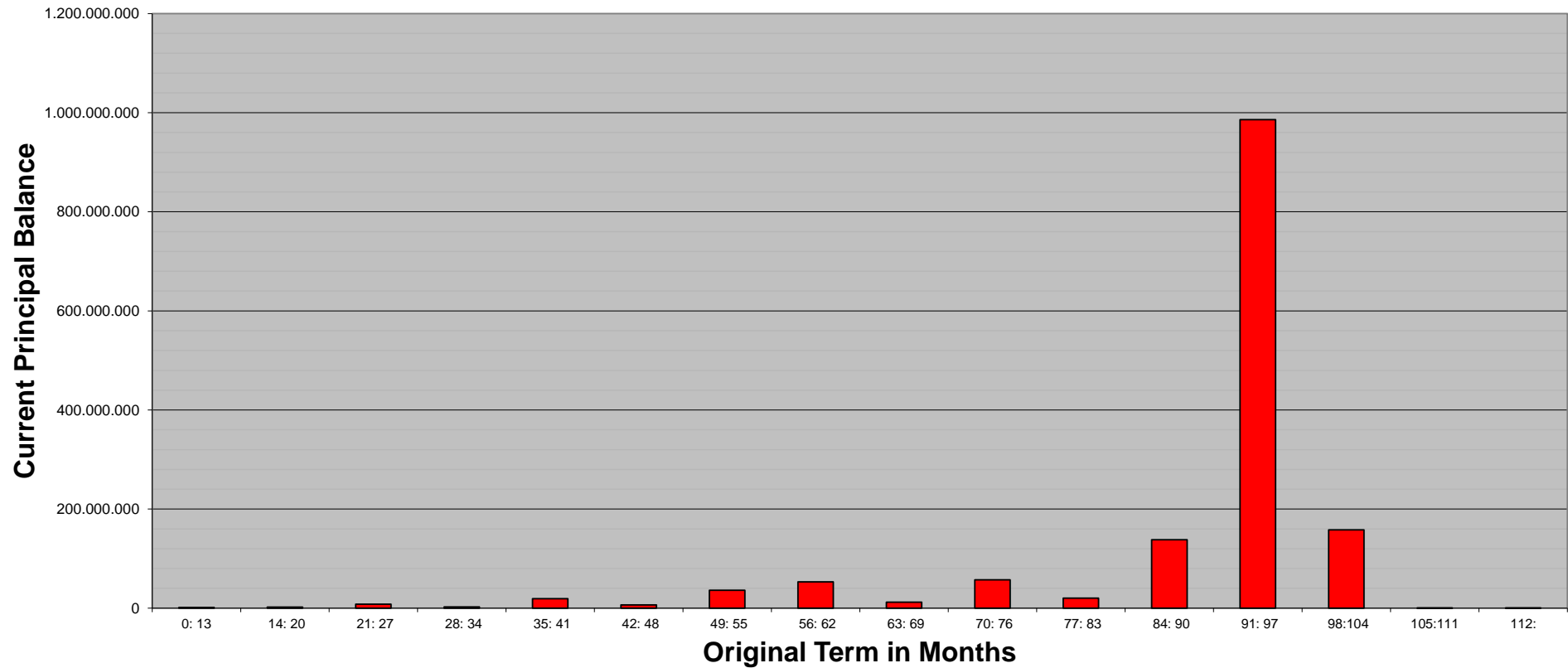
Statistics

WA Original Term	90,48
------------------	-------

**SC Germany Consumer 2024-1
Monthly Investor Report**

16.1 Original Term (Graph)

Calculation Date			12.06.2024			
Payment Date			14.06.2024			
Period No			1			
Monthly Period			Jun 2024			
Interest Period	from	23.05.2024	to	14.06.2024	=	22 days
Collection Period	from	01.05.2024	to	31.05.2024		



**SC Germany Consumer 2024-1
Monthly Investor Report**

17. Loan Concentration

Calculation Date			12.06.2024			
Payment Date			14.06.2024			
Period No			1			
Monthly Period			Jun 2024			
Interest Period	from	23.05.2024	to	14.06.2024	=	22 days
Collection Period	from	01.05.2024	to	31.05.2024		



<i>Loan Concentration</i>	<i>Current Principal Balance in EUR</i>	<i>Percentage of Total Balance</i>	<i>Number of Loans</i>	<i>Percentage of Total Loans</i>	<i>Number of Debtors</i>	<i>Percentage of Total Debtors</i>
1: 1	1.474.804.781,74	98,32%	77.976	97,30%	77.976	98,65%
2: 2	24.821.709,60	1,65%	2.088	2,61%	1.044	1,32%
3: 3	373.504,15	0,02%	78	0,10%	26	0,03%
4: 4	0,00	0,00%	0	0,00%	0	0,00%
5: 5	0,00	0,00%	0	0,00%	0	0,00%
6: 6	0,00	0,00%	0	0,00%	0	0,00%
7: 7	0,00	0,00%	0	0,00%	0	0,00%
Total	1.499.999.995,49	100,00%	80.142	100,00%	79.046	100,00%

SC Germany Consumer 2024-1
Monthly Investor Report

18. Amortisation Profile



Calculation Date	12.06.2024				
Payment Date	14.06.2024				
Period No	1				
Monthly Period	Jun 2024				
Interest Period	from	23.05.2024	to	14.06.2024	= 22 days
Collection Period	from	01.05.2024	to	31.05.2024	

Amortisation profile

Collection Period	Outstanding Volume	Collection Period	Outstanding Volume
1	1.499.999.995,49 €	51	657.854.720,54 €
2	1.484.537.261,73 €	52	640.149.249,52 €
3	1.468.947.013,48 €	53	622.441.893,19 €
4	1.453.285.851,10 €	54	604.740.668,78 €
5	1.437.554.425,25 €	55	587.031.164,92 €
6	1.421.760.189,54 €	56	569.323.143,58 €
7	1.405.905.683,80 €	57	551.618.961,18 €
8	1.389.996.592,88 €	58	533.903.842,26 €
9	1.374.020.514,26 €	59	516.245.522,05 €
10	1.357.978.262,08 €	60	498.661.623,90 €
11	1.341.883.906,76 €	61	481.047.605,40 €
12	1.325.754.467,96 €	62	463.409.796,21 €
13	1.309.550.658,02 €	63	445.744.248,79 €
14	1.293.279.364,73 €	64	428.090.188,99 €
15	1.276.934.900,14 €	65	410.456.147,49 €
16	1.260.528.129,88 €	66	392.841.677,89 €
17	1.244.068.337,64 €	67	375.243.327,62 €
18	1.227.566.276,65 €	68	357.699.510,10 €
19	1.211.007.347,30 €	69	340.219.588,33 €
20	1.194.395.639,16 €	70	322.770.257,22 €
21	1.177.723.038,01 €	71	305.446.630,44 €
22	1.160.993.125,05 €	72	288.264.456,94 €
23	1.144.233.659,11 €	73	271.141.057,63 €
24	1.127.449.586,46 €	74	254.072.508,22 €
25	1.110.588.335,89 €	75	237.132.959,00 €
26	1.093.643.383,36 €	76	220.419.377,04 €
27	1.076.625.340,29 €	77	203.943.352,16 €
28	1.059.542.903,82 €	78	187.760.974,54 €
29	1.042.423.129,37 €	79	171.848.110,83 €
30	1.025.270.119,80 €	80	156.190.223,72 €
31	1.008.072.188,14 €	81	140.771.040,56 €
32	990.831.817,46 €	82	125.523.701,22 €
33	973.554.277,33 €	83	110.683.931,21 €
34	956.229.347,13 €	84	96.395.594,14 €
35	938.882.921,03 €	85	82.528.955,44 €
36	921.545.581,88 €	86	69.046.122,40 €
37	904.151.250,50 €	87	56.198.748,21 €
38	886.687.562,57 €	88	44.552.656,95 €
39	869.164.897,54 €	89	34.404.810,34 €
40	851.610.348,82 €	90	25.758.567,59 €
41	834.040.106,58 €	91	18.309.069,33 €
42	816.465.204,92 €	92	12.058.597,10 €
43	798.877.570,94 €	93	6.893.639,77 €
44	781.268.774,80 €	94	2.621.009,78 €
45	763.642.517,33 €	95	275.133,03 €
46	745.990.456,27 €	96	11.264,57 €
47	728.378.426,73 €	97	1.657,26 €
48	710.819.087,08 €	98	474,87 €
49	693.212.561,79 €	99	- €
50	675.558.549,00 €	100	- €

SC Germany Consumer 2024-1
Monthly Investor Report

19. Priority of Payments + Transaction Costs



Calculation Date	12.06.2024				
Payment Date	14.06.2024				
Period No	1				
Monthly Period	Jun 2024				
Interest Period	from	23.05.2024	to	14.06.2024	= 22 days
Collection Period	from	01.05.2024	to	31.05.2024	

Pre-Enforcement Available Interest Amount

Interest Collections	+	10.202.745,55 €
Other Interest Payments by the Seller to the Issuer	+	- €
Recoveries received by the Seller	+	- €
Interest Earned on Transaction Account and Purchase Shortfall Account	+	482,52 €
Amounts standing to the Commingling Reserve Account	+	- €
Amounts standing to the credit of the Liquidity Reserve Account	+	22.521.713,14 €
Amounts standing to the credit of the Expenses Advance Account	+	- €
Interests paid by the Interest Swap Counterparty to the Issuer	+	1.088.083,34 €
Principal Addition Amounts	+	- €
Other Amounts paid to the Issuer	+	- €
Remaining Pre-Enforcement Available Principal Amount	+	- €
Available Interest Amount	=	33.813.024,55 €

*excl. any interest earned on any balance credited to the Commingling Reserve Account

Pre-Enforcement Available Principal Amount

Principal Collections (including Deemed Collections)	+	41.102.473,95 €
Other principal amount paid by the Seller to the Issuer	+	- €
Final Repurchase Price	+	- €
Amounts standing to the credit of the Commingling Reserve Account	+	- €
Amounts standing to the credit of the Set-Off Reserve Account	+	- €
Amounts standing to the credit of the Purchase Shortfall Account	+	76,72 €
Mezzanine Loan Disbursement Amount paid by the Originator to the Issuer	+	- €
Principal Deficiency Sub-Ledger	+	- €
Other Amounts paid to the Issuer	+	- €
Available Principal Amount	=	41.102.550,67 €

Pre-Enforcement Interest Priority of Payments

Available Interest Amount	33.813.024,55 €
Senior Expenses and Taxes	- 19.500,00 €
Replacement Servicer Fee Reserve Shortfall	- - €
Swap Interest Payment other than subordinated Payments	- - €
Interest on Class A Notes	- 3.411.919,80 €
Interest on Class B (If Most Senior Note or Class B PDL < 25%)	- 247.892,40 €
Interest on Class C (If Most Senior Note or Class C PDL < 25%)	- 244.483,20 €
Interest on Class D (If Most Senior Note or Class D PDL < 25%)	- 117.624,30 €
Interest on Class E (If Most Senior Note or Class E PDL < 25%)	- 177.056,10 €
Interest on Class F (If Most Senior Note or Class F PDL < 25%)	- 94.919,40 €
Liquidity Reserve Amount Replenishment	- 22.500.000,00 €
Crediting the PDLs until cleared	- - €
Interest Class B (if not paid above)	- - €
Interest Class C (if not paid above)	- - €
Interest Class D (if not paid above)	- - €
Interest Class E (if not paid above)	- - €
Interest Class F (if not paid above)	- - €
Target Principal Redemption Amount Class F	- 750.000,00 €
Mezzanine Loan Interest	- - €
Termination Payment [Re. Swap Agreement]	- - €
Interests Liquidity Reserve Loan	- 13.750,00 €
Principal Of Liquidity Reserve Loan	- - €
Interests Expense Advance Loan	- 305,56 €
Principal Of Expenses Advance Loan	- 500.000,00 €
Credit the Replacement Servicer Fee Reserve [If RSF Reserve Funding Failure occurred]	- - €
Any Remaining Amount To The Seller	= 5.735.573,79 €

Pre-Enforcement Principal Priority of Payments

Available Principal Amount	41.102.550,67 €
Senior Expense Deficit	- - €
Net Note Available Principal Proceeds	= 41.102.550,67 €
Replenishment	- 41.102.546,16 €
Purchase Shortfall Amount	- 4,51 €
Class A: Sequential Principal	- - €
After Pro Rata Payment Trigger Event: Class A Pro Rata Principal Payment Amount	- - €
After Pro Rata Payment Trigger Event: Class B Pro Rata Principal Payment Amount	- - €
After Pro Rata Payment Trigger Event: Class C Pro Rata Principal Payment Amount	- - €
After Pro Rata Payment Trigger Event: Class D Pro Rata Principal Payment Amount	- - €
After Pro Rata Payment Trigger Event: Class E Pro Rata Principal Payment Amount	- - €
On or after to Sequential Payment Trigger Event: Redemption Class A	- - €
Full Redemption Class B - F (on or after Regulatory Change Event)	- - €
On or after Sequential Payment Trigger Event: Redemption Class B	- - €
On or after Sequential Payment Trigger Event: Redemption Class C	- - €
On or after Sequential Payment Trigger Event: Redemption Class D	- - €
On or after Sequential Payment Trigger Event: Redemption Class E	- - €
On or after Sequential Payment Trigger Event: Redemption Class F	- - €
Mezzanine Loan Principal	- - €
Clearing of rounding differences	- - €
Transaction Account Remaining Amount	= - €

Transaction Costs

	Total	Class A	Class B	Class C	Class D	Class E	Class F	Liquidity Reserve Loan
Senior Expenses	19.500,00 €							
Interest accrued for the Period	4.307.645,20 €	3.411.919,80 €	247.892,40 €	244.483,20 €	117.624,30 €	177.056,10 €	94.919,40 €	13.750,00 €
Cumulative Interest accrued	4.307.645,20 €	3.411.919,80 €	247.892,40 €	244.483,20 €	117.624,30 €	177.056,10 €	94.919,40 €	13.750,00 €
Interest Payments	4.307.645,20 €	3.411.919,80 €	247.892,40 €	244.483,20 €	117.624,30 €	177.056,10 €	94.919,40 €	13.750,00 €
Cumulative Interest Payments	4.307.645,20 €	3.411.919,80 €	247.892,40 €	244.483,20 €	117.624,30 €	177.056,10 €	94.919,40 €	13.750,00 €
Unpaid Interest for the Period	- €	- €	- €	- €	- €	- €	- €	- €
Cumulative Unpaid Interest	- €	- €	- €	- €	- €	- €	- €	- €
Liquidity Reserve Loan only: Outstanding Amount	22.500.000,00 €							22.500.000,00 €

**SC Germany Consumer 2024-1
Monthly Investor Report**

20. Retention



Calculation Date	12.06.2024				
Payment Date	14.06.2024				
Period No	1				
Monthly Period	Jun 2024				
Interest Period	from	23.05.2024	to	14.06.2024	= 22 days
Collection Period	from	01.05.2024	to	31.05.2024	

For the purposes of compliance with the requirements of Article 6(3)(c) of the Securitisation Regulation, the Seller will retain, in its capacity as originator within the meaning of the Securitisation Regulation, on an ongoing basis for the life of the transaction, such net economic interest through an interest in randomly selected exposures.

Amount of randomly Selected Exposures 75.149.973,27 €

**SC Germany Consumer 2024-1
Monthly Investor Report**

21. Counterparties



Calculation Date	12.06.2024	
Payment Date	14.06.2024	
Period No	1	
Monthly Period	Jun 2024	
Interest Period	from 23.05.2024	to 14.06.2024
Collection Period	from 01.05.2024	to 31.05.2024
	=	22 days

Joint Lead Managers

Banco Santander S.A.
Ciudad Grupo Santander
Avenida de Cantabria s/n
Edificio Encinar
28660, Boadilla del Monte
Madrid
Spain

ING Bank N.V.
Bijlmerdreef 106
1102 CT Amsterdam
The Netherlands

Société Générale S.A.
29 Boulevard Haussmann
75009 Paris
France

**Corporate Administrator
& Back-Up Servicer Facilitator**

Circumference FS (Luxembourg) S.A.
22-24 Boulevard Royal
L-2449 Luxembourg
Grand Duchy of Luxembourg

Luxembourg Listing Agent

Bank of New York Mellon SA-NV/Luxembourg
2-4 rue Eugène Ruppert
L-2453 Luxembourg
Grand Duchy of Luxembourg

**Principal Paving Agent, Calculation Agent,
Cash Administrator, Interest Determination Agent**

Citibank, N.A. London Branch
Citigroup Centre
Canada Square
Canary Wharf
London E14 5LB
United Kingdom

Account Bank

Citibank Europe plc, Germany Branch
Reuterweg 16
60323 Frankfurt am Main
Germany

Transaction Security Trustee

Circumference Services S.à r.l.
22-24 Boulevard Royal
L-2449 Luxembourg
Grand Duchy of Luxembourg

Interest Swap Counterparty

DZ Bank AG
Platz der Republik
60325 Frankfurt am Main
Germany

Data Trustee

Oversea FS B.V.
Museumsaan 23581 HK, Utrecht
3581 HK Utrecht
The Netherlands

Rating Agencies

Moody's Investors Service España, S.A.
Príncipe de Vergara, 131 - 6º Floor
28002 Madrid
Spain

DBRS Ratings Ltd.
Structured Finance
1 Minister Court, 10th floor, Mincing Lane
EC3R 7 AA London
United Kingdom

Long Term	Moody's			DBRS			Counterparty status
	Short Term	Outlook	Long Term	Short Term	Outlook		
A2	P-1	POS	AH	R-1M	STABLE	performing	
Baa1	-	STABLE	AH	R-1M	STABLE	performing	
A1	P-1	STABLE	AH	R-1M	STABLE	performing	
-	-	-	-	-	-	performing	
-	P-1	NEG	AA	R-1H	STABLE	performing	
Aa3	P-1	STABLE	-	-	-	performing	
-	P-1	STABLE	AAL	R-1M	STABLE	performing	
-	-	-	-	-	-	performing	
Aa2	P-1	STABLE	AAL	R-1M	STABLE	performing	
-	-	-	-	-	-	performing	

Ratings as of 31.05.2024, data source: Bloomberg

SC Germany Consumer 2024-1 Monthly Investor Report

22. Issuer Information



Calculation Date		12.06.2024			
Payment Date		14.06.2024			
Period No		1			
Monthly Period		Jun 2024			
Interest Period	from	23.05.2024	to	14.06.2024	= 22 days
Collection Period	from	01.05.2024	to	31.05.2024	

Deal Name:

SC Germany Consumer 2024-1

Issuer:

SC GERMANY S.A., COMPARTMENT CONSUMER 2024-1

The Managing Directors
22-24 Boulevard Royal
L-2449 Luxembourg,
Grand Duchy of Luxembourg

LEI:

54930010DV9V1WKUO071

Seller of the Receivables:

Santander Consumer Bank AG

Servicer Name:

Santander Consumer Bank AG

Reporting Entity:

Santander Consumer Bank AG

Capital Markets
Santander-Platz 1
41061 Mönchengladbach
Germany
eMail abs_ger@santander.de
fax +49 (0) 2161 690 7077

SPV-Administrator:

Circumference FS (Luxembourg) S.A.

22-24 Boulevard Royal
L-2449 Luxembourg,
Grand Duchy of Luxembourg

**SC Germany Consumer 2024-1
Monthly Investor Report**

23. Swap Counterparty Data

Calculation Date	12.06.2024				
Payment Date	14.06.2024				
Period No	1				
Monthly Period	Jun 2024				
Interest Period	from	23.05.2024	to	14.06.2024	= 22 days
Collection Period	from	01.05.2024	to	31.05.2024	



Swap Counterparty

Swap Counterparty DZ Bank AG
Swap Rating Trigger Breach no

Rating Trigger & Current Ratings	Consequenses	Moody's			DBRS		Trigger breach
		Long Term (CRA)	Short Term	Outlook	"Critical obligations rating" or higher of "issuer rating" and "senior unsecured debt rating"	Outlook	
1st Rating Trigger	Collateral, Guarantee or Replacement	A3			A		no
2nd Rating Trigger	Replacement	Baa1			BBB		no
Current Counterparty Ratings		Aa2(cr)	P-1	STABLE	AAL	R-1M	

Current Swap Data

Swap Type Fixed Floating Interest Rate Swap
Notional Amount 1.500.000.000,00 €
Fixed Rate 2,6400%
Floating Rate (Euribor) 3,8300%
Net Swap Payments - 1.088.083,34 €
Notional Amount next period 1.499.250.000,00 €

Swap Counterparty Details

DZ Bank AG
Kapitalmärkte Handel / ABS-Emissionen
Platz der Republik
60265 Frankfurt am Main
Germany
Email: structured.products@dzbank.de

Counterparty Replacement

Old Counterparty DZ Bank AG
Current Counterparty DZ Bank AG

Swap Collateral

Begining of Period - €
Cash Outflow - €
Cash Inflow - €
End of Period - €

Ratings as of 31.05.2024, data source: Bloomberg

**SC Germany Consumer 2024-1
Monthly Investor Report**

24. Santander Consumer Bank



Calculation Date	12.06.2024				
Payment Date	14.06.2024				
Period No	1				
Monthly Period	Jun 2024				
Interest Period	from	23.05.2024	to	14.06.2024	= 22 days
Collection Period	from	01.05.2024	to	31.05.2024	

Contact Details

Team ABS abs_qer@santander.de

Ratings Santander

- Banco Santander S.A.**
- Santander Consumer Finance S.A.**
- Santander Consumer Bank AG**

Moody's			DBRS		
Long Term	Short Term	Outlook	Long Term	Short Term	Outlook
A3(cr)	P-2(cr)	POS	AH	R-1M	STABLE
A3(cr)	P-2(cr)	POS	-	-	-
A1(cr)	P-1(cr)	STABLE	-	-	-

Ratings as of 31.05.2024, data source: Bloomberg

**SC Germany Consumer 2024-1
Monthly Investor Report**

25. Glossary



Calculation Date		12.06.2024				
Payment Date		14.06.2024				
Period No		1				
Monthly Period		Jun 2024				
Interest Period	from	23.05.2024	to	14.06.2024	=	22 days
Collection Period	from	01.05.2024	to	31.05.2024		

Aggregate Outstanding Principal Amount:

Shall mean in respect of all Purchased Receivables at any time, the aggregate of the Outstanding Principal Amounts of all Purchased Receivables which, as of such time, are not defaulted receivables.

Defaulted Contracts/Defaults:

Shall mean as of any date, any purchased receivable which has been declared due and payable in full in accordance to the Credit and Collection Policy which in principal is between 120 and 180 calendar days after the due date.

Delinquent Receivable:

Shall mean as of any date, any purchased receivable which is more than 30 days overdue and not a defaulted contract.

Excess Spread:

Excess Spread equals WA Portfolio Yield minus Fixed Swap Rate minus WA Notes Margin

Legal Maturity:

Final Payment date on which each Class A Note will be redeemed in full.

Expected Maturity:

Maturity date of the notes under the assumption of inter alia (a) a 27 % constant prepayment rate, (b) an exercised Clean-Up Call at 10%,

Payment Protection Insurance:

Insurance, composed of life insurance and/or accident insurance and/or temporary disability insurance and/or unemployment insurance, which covers the risk that a Debtor in its capacity as insured person is unable to pay the Loan Instalments owed by such Debtor life insurance

Recoveries:

Any amount received on defaulted contracts

Set-Off Reserves (X/Y):

Protection against set-off risks due to (X) capitalized service fees (e.g. Payment Protection Insurance, Gap Insurance, Repair Cost Insurance) and (Y) deposits