

SC Germany Consumer 2023-1 Monthly Investor Report



STS Verification
International



ABS Issuer
of the Year

Santander Germany

WINNER



GlobalCapital
EUROPEAN
SECURITIZATION
AWARDS

ABS Issuer of the Year
Santander Consumer Bank AG

WINNER



GlobalCapital
EUROPEAN
SECURITIZATION
AWARDS

ABS ISSUER OF THE YEAR

WINNER

SC Germany Consumer 2023-1 Monthly Investor Report

Cover Sheet Monthly Investor Report



Calculation Date	12.12.2024				
Payment Date	16.12.2024				
Period No	16				
Monthly Period	Dec 2024				
Interest Period	from 14.11.2024	to 16.12.2024	=	32 days	
Collection Period	from 01.11.2024	to 30.11.2024			

Index	Page
1. Portfolio Information	1
1.1 Portfolio Information per period	2
2. Reserve Accounts	3
3.1 Delinquency Data	4
3.2 Default Data	5
3.3 Defaults & Recoveries per period	6
4. Concentration Limits	7
5. Outstanding Notes	8
6. Original Principal Balance	9
6.1 Original PB (Graph)	10
7. Current Principal Balance	11
7.1 Current PB (Graph)	12
8. Borrower Concentration	13
9. Geographical Distribution	14
9.1 Geographical (Graph)	15
10. Collateral	16
11. Insurances	17
12. Payment Methods	18
13. Effective Interest Rate	19
13.1 Effective Interest Rate (Graph)	20
14. Seasoning	21
14.1 Seasoning (Graph)	22
15. Remaining Term	23
15.1 Remaining Term (Graph)	24
16. Original Term	25
16.1 Original Term (Graph)	26
17. Loan Concentration	27
18. Amortisation Profiles	28
19. Priority of Payments + Transaction Costs	29
20. Retention	30
21. Counterparties	31
21.1 Issuer Information	32
23. Swap Counterparty	33
24. Santander Consumer Bank	34
25. Glossary	35

**SC Germany Consumer 2023-1
Monthly Investor Report**

1. Portfolio Information



Calculation Date	12.12.2024				
Payment Date	16.12.2024				
Period No	16				
Monthly Period	Dec 2024				
Interest Period from	14.11.2024	to	16.12.2024	=	32 days
Collection Period from	01.11.2024	to	30.11.2024		

Outstanding Receivables	No. of Contracts	current period	previous period
		Aggregate Outstanding Principal Amount	Aggregate Outstanding Principal Amount
Beginning of Period	46.244	723.934.669,34 €	749.195.329,34 €
Scheduled Principal Payments		10.391.715,34 €	10.816.233,13 €
Prepayment Principal		9.366.010,91 €	12.190.468,27 €
Total Principal Collections		19.757.726,25 €	23.006.701,40 €
Total Interest Collections		4.396.820,91 €	4.550.386,61 €
Defaults		1.638.800,47 €	2.253.958,60 €
Replenishment Amount		- €	- €
End of Period		702.538.142,62 €	723.934.669,34 €
Purchase Shortfall Amount		4,14 €	75,02 €
Total Assets (End of Period)	45.260	702.538.146,76 €	723.934.744,36 €
Current Prepayment Rate (annualised)		14,5%	
Current Poolfactor		87,1%	

**SC Germany Consumer 2023-1
Monthly Investor Report**

1.1 Portfolio Information per period

Calculation Date	12.12.2024		
Payment Date	16.12.2024		
Period No	16		
Monthly Period	Dec 2024		
Interest Period	from	14.11.2024	to 16.12.2024 = 32 days
Collection Period	from	01.11.2024	to 30.11.2024



Collection Period	Outstanding BOP	Scheduled Principal Payments	Prepayment Principal	Total Principal Collections	Prepayment Rate
1	799.999.981,56 €	10.261.648,47 €	12.394.844,21 €	22.656.492,68 €	17,09%
2	799.999.981,56 €	10.582.715,70 €	9.485.939,22 €	20.068.654,92 €	13,34%
3	799.999.941,96 €	10.289.028,23 €	9.151.176,25 €	19.440.204,48 €	12,90%
4	799.999.971,16 €	9.939.918,83 €	10.413.806,88 €	20.353.725,71 €	14,55%
5	799.999.965,69 €	9.871.476,79 €	6.550.441,01 €	16.421.917,80 €	9,40%
6	799.999.978,48 €	10.979.167,32 €	15.537.572,99 €	26.516.740,31 €	20,97%
7	799.999.981,27 €	11.106.669,15 €	12.924.974,65 €	24.031.643,80 €	17,75%
8	799.999.972,77 €	11.483.029,04 €	12.487.025,30 €	23.970.054,34 €	17,20%
9	799.999.975,18 €	11.025.237,62 €	14.344.913,09 €	25.370.150,71 €	19,52%
10	799.999.960,76 €	11.163.027,21 €	12.122.966,33 €	23.285.993,54 €	16,74%
11	799.999.954,81 €	11.145.369,15 €	12.397.144,78 €	23.542.513,93 €	17,09%
12	799.999.976,96 €	12.305.618,01 €	15.468.810,66 €	27.774.428,67 €	20,89%
13	799.999.953,43 €	11.190.351,49 €	13.033.181,79 €	24.223.533,28 €	17,89%
14	773.493.852,49 €	10.673.564,68 €	12.207.476,80 €	22.881.041,48 €	17,38%
15	749.195.329,34 €	10.816.233,13 €	12.190.468,27 €	23.006.701,40 €	17,87%
16	723.934.669,34 €	10.391.715,34 €	9.366.010,91 €	19.757.726,25 €	14,47%
17					
18					
19					
20					
21					
22					
23					
24					
25					
26					
27					
28					
29					
30					
31					
32					
33					
34					
35					
36					
37					
38					
39					
40					
41					
42					
43					
44					
45					
46					
47					
48					
49					
50					
51					
52					
53					
54					
55					
56					
57					
58					
59					
60					
61					
62					
63					
64					
65					
66					
67					
68					
69					
70					
71					
72					
73					
74					
75					
76					
77					
78					
79					
80					

**SC Germany Consumer 2023-1
Monthly Investor Report**

2. Reserve Accounts



Calculation Date	12.12.2024				
Payment Date	16.12.2024				
Period No	16				
Monthly Period	Dec 2024				
Interest Period	from	14.11.2024	to	16.12.2024	= 32 days
Collection Period	from	01.11.2024	to	30.11.2024	

Reserve Accounts

Liquidity Reserve

	in %		Trigger Event y/n
Beginning of Period	1,3%	9.092.860,25 €	
Cash Outflow		9.092.860,25 €	
of which Liquidity Reserve Excess Amount		- €	
of which added to Priority of Payments		- €	
Cash Inflow		8.964.783,28 €	
End of Period	1,3%	8.964.783,28 €	
Required Liquidity Reserve Amount	1,5%	10.556.621,44 €	

Commingling Reserve

	in %		Trigger Event y/n
Beginning of Period		n/a	no
Cash Outflow		n/a	
of which Commingling Reserve Excess Amount			
of which drawn from the commingling reserve and applied to PoP			
Cash Inflow		n/a	
End of Period		n/a	
Commingling Reserve Required Amount		- €	

Set-Off Reserve

	in %		Trigger Event y/n
Beginning of Period		n/a	no
Cash Outflow		n/a	
of which Set-Off Reserve Excess Amount			
of which drawn from the set-off reserve and applied to PoP			
Cash Inflow		n/a	
End of Period		n/a	
Set-Off Reserve Required Amount		- €	

In case of Rating Trigger breach: Set-Off Reserve Required Amount

**SC Germany Consumer 2023-1
Monthly Investor Report**

3.1 Delinquency Data



Calculation Date	12.12.2024				
Payment Date	16.12.2024				
Period No	16				
Monthly Period	Dec 2024				
Interest Period	from	14.11.2024	to	16.12.2024	= 32 days
Collection Period	from	01.11.2024	to	30.11.2024	

Delinquency Data and Ratios

Collection Period	Outstanding BOP	Days past due				not delinquent	Days past due			
		1-30	31-60	61-90	>90		1-30	31-60	61-90	>90
1	799.999.981,56 €	0,00 €	0,00 €	0,00 €	0,00 €	100,00%	0,00%	0,00%	0,00%	0,00%
2	799.999.981,56 €	300.686,16 €	1.480.295,14 €	1.104.548,65 €	30.223,25 €	99,64%	0,04%	0,19%	0,14%	0,00%
3	799.999.941,96 €	1.500.995,62 €	1.592.449,73 €	535.431,58 €	967.777,77 €	99,43%	0,19%	0,20%	0,07%	0,12%
4	799.999.971,16 €	654.632,58 €	1.880.033,26 €	2.290.342,96 €	2.123.217,06 €	99,13%	0,08%	0,24%	0,29%	0,27%
5	799.999.965,69 €	2.088.424,78 €	1.048.972,35 €	2.036.381,93 €	3.247.767,98 €	98,95%	0,26%	0,13%	0,25%	0,41%
6	799.999.978,48 €	2.775.795,73 €	3.043.261,33 €	2.079.886,02 €	2.578.179,84 €	98,69%	0,35%	0,38%	0,26%	0,32%
7	799.999.981,27 €	1.164.177,04 €	2.617.418,49 €	3.057.357,74 €	4.809.039,37 €	98,54%	0,15%	0,33%	0,38%	0,60%
8	799.999.972,77 €	2.710.748,80 €	3.310.713,44 €	793.492,26 €	4.478.472,58 €	98,59%	0,34%	0,41%	0,10%	0,56%
9	799.999.975,18 €	3.535.515,87 €	3.393.550,14 €	2.922.140,91 €	3.294.778,98 €	98,36%	0,44%	0,42%	0,37%	0,41%
10	799.999.960,76 €	2.751.827,06 €	1.334.554,38 €	5.194.079,08 €	3.296.587,69 €	98,43%	0,34%	0,17%	0,65%	0,41%
11	799.999.954,81 €	1.263.148,75 €	2.701.830,53 €	2.935.515,35 €	5.468.424,45 €	98,45%	0,16%	0,34%	0,37%	0,68%
12	799.999.976,96 €	3.005.727,01 €	3.245.004,32 €	2.556.197,75 €	3.853.833,82 €	98,42%	0,38%	0,41%	0,32%	0,48%
13	799.999.953,43 €	1.121.534,93 €	3.290.506,59 €	2.995.097,03 €	4.900.308,80 €	98,46%	0,14%	0,41%	0,37%	0,61%
14	773.493.852,49 €	3.390.296,77 €	1.251.038,01 €	3.405.899,31 €	4.651.112,39 €	98,36%	0,44%	0,16%	0,44%	0,60%
15	749.195.329,34 €	3.688.258,37 €	1.471.123,59 €	3.254.532,10 €	5.336.618,76 €	98,16%	0,49%	0,20%	0,43%	0,71%
16	723.934.669,34 €	1.225.837,21 €	4.062.349,35 €	3.277.623,85 €	5.009.666,30 €	98,12%	0,17%	0,56%	0,45%	0,69%
17										
18										
19										
20										
21										
22										
23										
24										
25										
26										
27										
28										
29										
30										
31										
32										
33										
34										
35										
36										
37										
38										
39										
40										
41										
42										
43										
44										
45										
46										
47										
48										
49										
50										
51										
52										
53										
54										
55										
56										
57										
58										
59										
60										
61										
62										
63										
64										
65										
66										
67										
68										
69										
70										
71										
72										
73										
74										
75										
76										
77										
78										
79										
80										

**SC Germany Consumer 2023-1
Monthly Investor Report**

3.2 Default Data



Calculation Date	12.12.2024				
Payment Date	16.12.2024				
Period No	16				
Monthly Period	Dec 2024				
Interest Period from	14.11.2024	to	16.12.2024	=	32 days
Collection Period from	01.11.2024	to	30.11.2024		

Default Data and Ratios

	Amount	Number of Loans
Current Default		
Current Period Gross Default	1.638.800,47 €	
Current Period Recoveries	29.155,90 €	
Current Period Net Default	1.609.644,57 €	
New Number of Defaulted Contracts		94
Cumulative Default		
Cumulative Gross Default	22.810.153,32 €	
Cumulative Recoveries	126.765,91 €	
Cumulative Net Losses	22.683.387,41 €	
Total Number of Defaulted Contracts		1.068

Principal Deficiency Ledgers

Class A PDL Sub-Ledger		
Class A PDL BoP	- €	
Class A Amount debited to the PDL	- €	
Class A Amount credited to the PDL	- €	
Class A PDL EoP	- €	
Class B PDL Sub-Ledger		
Class B PDL BoP	- €	
Class B Amount debited to the PDL	- €	
Class B Amount credited to the PDL	- €	
Class B PDL EoP	- €	
Class C PDL Sub-Ledger		
Class C PDL BoP	- €	
Class C Amount debited to the PDL	- €	
Class C Amount credited to the PDL	- €	
Class C PDL EoP	- €	
Class D PDL Sub-Ledger		
Class D PDL BoP	- €	
Class D Amount debited to the PDL	- €	
Class D Amount credited to the PDL	- €	
Class D PDL EoP	- €	
Class E PDL Sub-Ledger		
Class E PDL BoP	- €	
Class E Amount debited to the PDL	- €	
Class E Amount credited to the PDL	- €	
Class E PDL EoP	- €	
Class F PDL Sub-Ledger		
Class F PDL BoP	- €	
Class F Amount debited to the PDL	- €	
Class F Amount credited to the PDL	- €	
Class F PDL EoP	- €	
OC PDL Sub-Ledger		
OC PDL BoP	- €	
OC Amount debited to the PDL	1.638.800,47 €	
OC Amount credited to the PDL	1.638.800,47 €	
OC PDL EoP	- €	

SC Germany Consumer 2023-1
Monthly Investor Report

Calculation Date	12.12.2024				
Payment Date	16.12.2024				
Period No	16				
Monthly Period	Dec 2024				
Interest Period	from	14.11.2024	to	16.12.2024	= 32 days
Collection Period	from	01.11.2024	to	30.11.2024	

3.3 Defaults & Recoveries per period



Default/Recovery Data and Ratios

3 Months Rolling Average Dynamic Net Loss Ratio % * 0,22%

Collection Period	Number of defaulted contracts	Defaults in collection period	cumulated Defaults since cut-off	cumulated amount of purchased receivables	Cumulated Default Ratio %	Recoveries in collection period	cumulated Recoveries since cut-off	cumulated net losses	cumulative net loss ratio %	Dynamic Net Loss Ratio
1	0	0,00 €	0,00 €	822.656.474,24 €	0,00%	0,00 €	0,00 €	0,00 €	0,00%	n/a
2	0	0,00 €	0,00 €	842.725.089,56 €	0,00%	0,00 €	0,00 €	0,00 €	0,00%	0,00%
3	6	277.861,92 €	277.861,92 €	862.443.185,16 €	0,03%	-741,14 €	-741,14 €	278.603,06 €	0,03%	0,03%
4	40	657.619,94 €	935.481,86 €	883.454.525,34 €	0,11%	-1.902,33 €	-2.643,47 €	938.125,33 €	0,11%	0,08%
5	74	874.440,48 €	1.809.922,34 €	900.750.896,41 €	0,20%	-4.553,34 €	-7.196,81 €	1.817.119,15 €	0,20%	0,11%
6	121	899.526,81 €	2.709.449,15 €	928.167.166,32 €	0,29%	-1.486,95 €	-8.683,76 €	2.718.132,91 €	0,29%	0,11%
7	199	1.864.992,84 €	4.574.441,99 €	954.063.794,46 €	0,48%	-3.874,74 €	-12.558,50 €	4.587.000,49 €	0,48%	0,23%
8	275	1.721.018,44 €	6.295.460,43 €	979.754.869,65 €	0,64%	-7.015,00 €	-19.573,50 €	6.315.033,93 €	0,64%	0,22%
9	370	2.055.289,17 €	8.350.749,60 €	1.007.180.295,11 €	0,83%	2.033,10 €	-17.540,40 €	8.368.290,00 €	0,83%	0,26%
10	454	1.963.230,39 €	10.313.979,99 €	1.032.429.513,09 €	1,00%	14.644,48 €	-2.895,92 €	10.316.875,91 €	1,00%	0,24%
11	560	2.496.297,40 €	12.810.277,39 €	1.058.468.346,57 €	1,21%	-9.644,29 €	-12.540,21 €	12.822.817,60 €	1,21%	0,31%
12	669	2.407.067,53 €	15.217.344,92 €	1.088.649.819,24 €	1,40%	29.897,93 €	17.357,72 €	15.199.987,20 €	1,40%	0,30%
13	791	2.282.567,66 €	17.499.912,58 €	1.088.649.819,24 €	1,61%	-1.560,44 €	15.797,28 €	17.484.115,30 €	1,61%	0,29%
14	869	1.417.481,67 €	18.917.394,25 €	1.088.649.819,24 €	1,74%	40.791,87 €	56.589,15 €	18.860.805,10 €	1,73%	0,17%
15	974	2.253.958,60 €	21.171.352,85 €	1.088.649.819,24 €	1,94%	41.020,86 €	97.610,01 €	21.073.742,84 €	1,94%	0,29%
16	1.068	1.638.800,47 €	22.810.153,32 €	1.088.649.819,24 €	2,10%	29.155,90 €	126.765,91 €	22.683.387,41 €	2,08%	0,21%
17										
18										
19										
20										
21										
22										
23										
24										
25										
26										
27										
28										
29										
30										
31										
32										
33										
34										
35										
36										
37										
38										
39										
40										
41										
42										
43										
44										
45										
46										
47										
48										
49										
50										
51										
52										
53										
54										
55										
56										
57										
58										
59										
60										
61										
62										
63										
64										
65										
66										
67										
68										
69										
70										
71										
72										
73										
74										
75										
76										
77										
78										
79										
80										

* trigger applies for the first 25 Payment Dates following the end of the Replenishment Period

**SC Germany Consumer 2023-1
Monthly Investor Report**

4. Concentration Limits



Calculation Date	12.12.2024				
Payment Date	16.12.2024				
Period No	16				
Monthly Period	Dec 2024				
Interest Period from	14.11.2024	to	16.12.2024	=	32 days
Collection Period from	01.11.2024	to	30.11.2024		

	Current Transaction Status			Amortising
Portfolio Concentrations	Minimum-Trigger	Maximum-Trigger	Current Value	Trigger Breach
Average Yield (applicable for Total Portfolio)	7,30%	-	-	
Borrower Exposure (applicable for Total Portfolio)	-	200.000,00 €	-	
WA Remaining Term		85,00	-	
		Maximum-Trigger	Current Value	Trigger Breach
Purchase Shortfall Event				
Period before previous period		78.320.000,00 €	-	
Previous period		78.320.000,00 €	-	
Current period		78.320.000,00 €	-	
Termination/Service Termination Event				no
Event of Default / Termination Event, as defined in the Interest Rate Swap				no
Sequential Payment Trigger Event				no
Cumulative Net Loss Ratio				
- from the first Payment Date in Sep 2023 until (and including) the Payment Date in Aug 2024		2,00%		no
- from the Payment Date in Sep 2024 until (and including) the Payment Date in Aug 2025		3,50%	2,08%	no
- from the Payment Date in Sep 2025 until (and including) the Payment Date in Aug 2026		4,25%		no
- from the Payment Date in Sep 2026 onwards		5,00%		no
Debit balance PDL		16.000.000,00 €	- €	no
Aggregate Outstanding Portfolio Principal Amount is lower than 10 per cent of the Aggregate Outstanding Portfolio Principal Amount	10%		87,82%	no
Three Months Rolling Average Dynamic Net Loss Ratio *		0,42%	0,22%	no
Tax Call Redemption date				no
Regulatory Change Event Redemption Date				no
Termination Event or Service Termination Event				no
Early Amortisation Event				
Cumulative Net Loss Ratio				
- prior to or on 31 July 2024		2,00%	-	
Purchase Shortfall Event				
Termination Event or Service Termination Event				
Event of Default / Termination Event, as defined in the Interest Rate Swap				
Any debit of OC PDL equal to or higher than 0.25% on two consecutive Payment Dates				
Previous period				
Current period		0,25%	-	

* trigger applies for the first 25 Payment Dates following the end of the Replenishment Period

**SC Germany Consumer 2023-1
Monthly Investor Report**

Reporting Date	12.12.2024				
Payment Date	16.12.2024				
Period No	16				
Monthly Period	Dec 2024				
Interest Period from	14.11.2024	to	16.12.2024	=	32 days
Collection Period from	01.11.2024	to	30.11.2024		

5. Outstanding Notes



1. Note Balance	All notes	Class A	Class B	Class C	Class D	Class E	Class F
General Note Information							
ISIN Code		XS2639842348	XS2639842694	XS2639843072	XS2639843403	XS2639843742	XS2639844047
Currency		EUR	EUR	EUR	EUR	EUR	EUR
Initial Tranching	in %	75,70%	5,00%	5,30%	5,20%	5,30%	1,40%
Legal Maturity		Sep 2037	Sep 2037	Sep 2037	Sep 2037	Sep 2037	Sep 2037
Expected Maturity		Sep 2034	Sep 2034	Sep 2034	Sep 2034	Sep 2034	Sep 2034
Original Rating (DBRS / Fitch / Moody's)		AAA (sf)/AAA (sf)/Aaa (sf)	AA (sf)/AA (sf)/Aa1 (sf)	A (high) (sf)/A (sf)/Aa3 (sf)	A (low) (sf)/BBB (sf)/Baa1 (sf)	BBB (low) (sf)/BB (sf)/Ba1 (sf)	BB (high) (sf)/BB (sf)/Ba3 (sf)
Current Rating (DBRS / Fitch / Moody's)*		AAA (sf)/AAA (sf)/Aaa (sf)	AA (sf)/AA (sf)/Aa1 (sf)	A (high) (sf)/A (sf)/Aa3 (sf)	A (low) (sf)/BBB (sf)/Baa1 (sf)	BBB (low) (sf)/BB (sf)/Ba1 (sf)	BB (high) (sf)/BB (sf)/Ba3 (sf)
Initial Notes Aggregate Principal Outstanding Balance	783.200.000 €	605.600.000,00 €	40.000.000,00 €	42.400.000,00 €	41.600.000,00 €	42.400.000,00 €	11.200.000,00 €
Initial Nominal per Note		100.000,00 €	100.000,00 €	100.000,00 €	100.000,00 €	100.000,00 €	100.000,00 €
Initial Number of Notes per Class		6.056	400	424	416	424	112
Current Note Information							
Class Principal Outstanding Balance Beginning of Period	703.774.762,80 €	545.930.171,44 €	36.058.796,00 €	38.222.323,76 €	37.501.147,84 €	38.222.323,76 €	7.840.000,00 €
Replenishment	- €						
Amortisation	21.396.597,60 €						
Redemption per Class		16.784.688,48 €	1.108.632,00 €	1.175.149,92 €	1.152.977,28 €	1.175.149,92 €	- €
Redemption per Note		2.771,58 €	2.771,58 €	2.771,58 €	2.771,58 €	2.771,58 €	- €
Class Principal Outstanding Balance End of Period	682.378.165,20 €	529.145.482,96 €	34.950.164,00 €	37.047.173,84 €	36.348.170,56 €	37.047.173,84 €	7.840.000,00 €
Current Tranching		77,5%	5,1%	5,4%	5,3%	5,4%	1,1%
Current Pool Factor	0,87	0,87	0,87	0,87	0,87	0,87	0,70
2. Payments to Investors per Note							
Interest Rate Basis: 1 M-Euribor / Fixed / Floating	3,090%	1mE+72bp	1mE+155bp	1mE+270bp	1mE+415bp	1mE+675bp	1mE+875bp
Day/Count Convention		act/360	act/360	act/360	act/360	act/360	act/360
Interest Days	30						
Principal Outstanding per Note Beginning of Period		90.146,99 €	90.146,99 €	90.146,99 €	90.146,99 €	90.146,99 €	70.000,00 €
Class F only: Accrued Target Amortisation Amounts							50.000,00 €
> Principal Repayment per Note		2.771,58 €	2.771,58 €	2.771,58 €	2.771,58 €	2.771,58 €	- €
Principal Outstanding per Note End of Period		87.375,41 €	87.375,41 €	87.375,41 €	87.375,41 €	87.375,41 €	70.000,00 €
> Interest accrued for the period	-	1.847.927,84 €	148.660,00 €	196.651,20 €	241.275,84 €	334.251,92 €	82.498,08 €
Interest Payment		1.847.927,84 €	148.660,00 €	196.651,20 €	241.275,84 €	334.251,92 €	82.498,08 €
Interest Payment per Note		305,14 €	371,65 €	463,80 €	579,99 €	788,33 €	736,59 €
3. Credit Enhancements							
Initial total CE (Subordination, Reserve)		25,77%	20,77%	15,47%	10,27%	4,97%	3,57%
Current CE		25,96%	20,98%	15,71%	10,53%	5,26%	4,15%

* Last rating action as of 24.08.2023

**SC Germany Consumer 2023-1
Monthly Investor Report**

6. Original Principal Balance



Calculation Date	12.12.2024				
Payment Date	16.12.2024				
Period No	16				
Monthly Period	Dec 2024				
Interest Period	from	14.11.2024	to	16.12.2024	= 32 days
Collection Period	from	01.11.2024	to	30.11.2024	

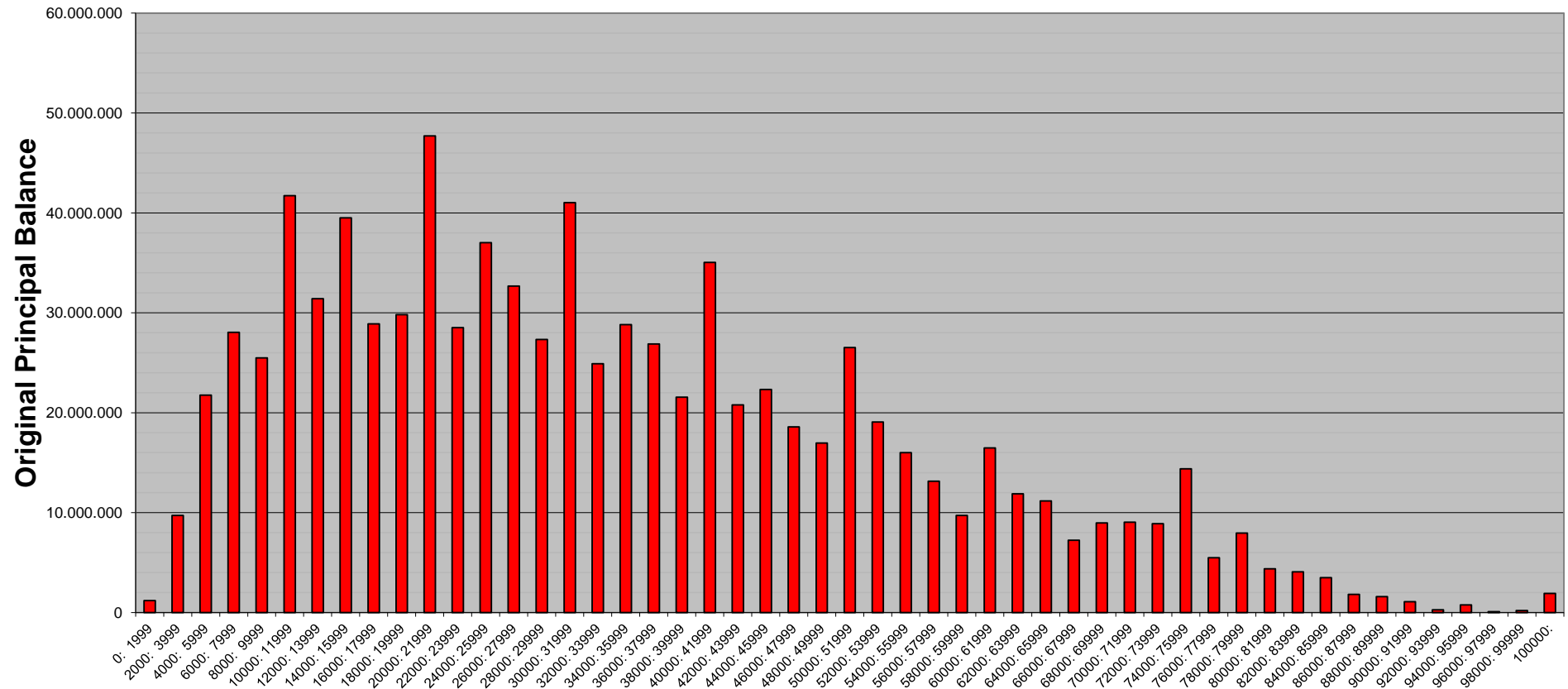
Original Principal Balance (Ranges in EUR)	Original Principal Balance in EUR	Percentage of Total Balance	Number of Loans	Percentage of Total Loans
0: 1999	1.190.694,12	0,13%	902	1,99%
2000: 3999	9.726.082,74	1,09%	3.421	7,56%
4000: 5999	21.765.550,46	2,44%	4.445	9,82%
6000: 7999	28.051.086,52	3,14%	4.050	8,95%
8000: 9999	25.482.895,47	2,85%	2.892	6,39%
10000: 11999	41.729.718,00	4,67%	3.932	8,69%
12000: 13999	31.409.766,57	3,52%	2.444	5,40%
14000: 15999	39.506.854,61	4,42%	2.623	5,80%
16000: 17999	28.884.000,35	3,23%	1.704	3,76%
18000: 19999	29.811.132,17	3,34%	1.579	3,49%
20000: 21999	47.711.201,63	5,34%	2.307	5,10%
22000: 23999	28.510.959,79	3,19%	1.243	2,75%
24000: 25999	37.026.254,10	4,14%	1.487	3,29%
26000: 27999	32.681.502,21	3,66%	1.219	2,69%
28000: 29999	27.335.883,99	3,06%	946	2,09%
30000: 31999	41.033.911,13	4,59%	1.336	2,95%
32000: 33999	24.902.566,86	2,79%	756	1,67%
34000: 35999	28.824.208,91	3,23%	825	1,82%
36000: 37999	26.886.192,36	3,01%	729	1,61%
38000: 39999	21.546.019,78	2,41%	553	1,22%
40000: 41999	35.037.560,52	3,92%	858	1,90%
42000: 43999	20.784.970,70	2,33%	484	1,07%
44000: 45999	22.334.569,75	2,50%	497	1,10%
46000: 47999	18.589.620,59	2,08%	396	0,87%
48000: 49999	16.972.947,86	1,90%	347	0,77%
50000: 51999	26.526.267,52	2,97%	526	1,16%
52000: 53999	19.066.586,82	2,13%	361	0,80%
54000: 55999	16.002.123,26	1,79%	291	0,64%
56000: 57999	13.152.592,20	1,47%	231	0,51%
58000: 59999	9.713.973,95	1,09%	165	0,36%
60000: 61999	16.475.323,72	1,84%	272	0,60%
62000: 63999	11.888.398,58	1,33%	189	0,42%
64000: 65999	11.174.990,49	1,25%	172	0,38%
66000: 67999	7.246.322,93	0,81%	108	0,24%
68000: 69999	8.962.367,24	1,00%	130	0,29%
70000: 71999	9.048.196,01	1,01%	128	0,28%
72000: 73999	8.901.637,09	1,00%	122	0,27%
74000: 75999	14.387.178,54	1,61%	192	0,42%
76000: 77999	5.483.340,44	0,61%	71	0,16%
78000: 79999	7.946.464,51	0,89%	101	0,22%
80000: 81999	4.372.760,13	0,49%	54	0,12%
82000: 83999	4.068.599,85	0,46%	49	0,11%
84000: 85999	3.488.922,54	0,39%	41	0,09%
86000: 87999	1.822.930,90	0,20%	21	0,05%
88000: 89999	1.600.948,05	0,18%	18	0,04%
90000: 91999	1.090.265,14	0,12%	12	0,03%
92000: 93999	279.422,80	0,03%	3	0,01%
94000: 95999	758.393,99	0,08%	8	0,02%
96000: 97999	96.459,59	0,01%	1	0,00%
98000: 99999	198.134,50	0,02%	2	0,00%
100000:	1.906.775,96	0,21%	17	0,04%
Total	893.395.527,94	100,00%	45.260	100,00%

Statistics in EUR	
Average Amount	19.739,19

**SC Germany Consumer 2023-1
Monthly Investor Report**

6.1 Original PB (Graph)

Calculation Date	12.12.2024				
Payment Date	16.12.2024				
Period No	16				
Monthly Period	Dec 2024				
Interest Period	from	14.11.2024	to	16.12.2024	= 32 days
Collection Period	from	01.11.2024	to	30.11.2024	



**SC Germany Consumer 2023-1
Monthly Investor Report**

7. Current Principal Balance



Calculation Date	12.12.2024			
Payment Date	16.12.2024			
Period No	16			
Monthly Period	Dec 2024			
Interest Period	from	14.11.2024	to	16.12.2024 = 32 days
Collection Period	from	01.11.2024	to	30.11.2024

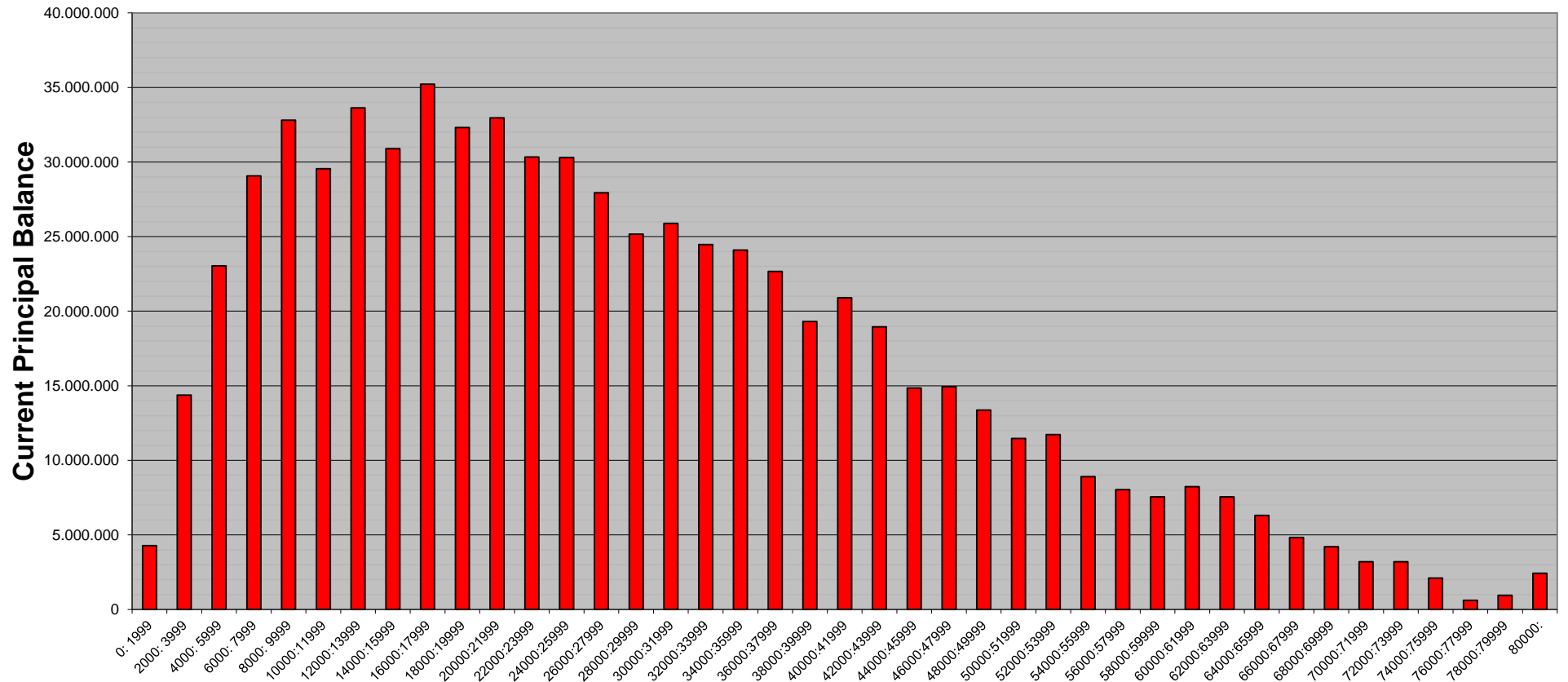
Current Principal Balance (Ranges in EUR)	Current Principal Balance in EUR	Percentage of Total Balance	Number of Loans	Percentage of Total Loans
0: 1999	4.281.667,67	0,61%	4.106	9,07%
2000: 3999	14.369.696,13	2,05%	4.759	10,51%
4000: 5999	23.038.788,38	3,28%	4.654	10,28%
6000: 7999	29.067.705,89	4,14%	4.164	9,20%
8000: 9999	32.804.701,97	4,67%	3.674	8,12%
10000:11999	29.554.076,91	4,21%	2.694	5,95%
12000:13999	33.627.989,46	4,79%	2.594	5,73%
14000:15999	30.898.014,25	4,40%	2.062	4,56%
16000:17999	35.216.686,35	5,01%	2.072	4,58%
18000:19999	32.306.377,43	4,60%	1.703	3,76%
20000:21999	32.954.246,91	4,69%	1.568	3,46%
22000:23999	30.331.514,97	4,32%	1.321	2,92%
24000:25999	30.299.530,32	4,31%	1.212	2,68%
26000:27999	27.931.137,69	3,98%	1.036	2,29%
28000:29999	25.158.840,40	3,58%	867	1,92%
30000:31999	25.886.394,90	3,68%	836	1,85%
32000:33999	24.461.960,33	3,48%	741	1,64%
34000:35999	24.093.093,69	3,43%	689	1,52%
36000:37999	22.671.495,01	3,23%	613	1,35%
38000:39999	19.310.998,40	2,75%	496	1,10%
40000:41999	20.895.309,39	2,97%	510	1,13%
42000:43999	18.945.047,45	2,70%	441	0,97%
44000:45999	14.848.008,11	2,11%	330	0,73%
46000:47999	14.928.184,50	2,12%	318	0,70%
48000:49999	13.367.351,67	1,90%	273	0,60%
50000:51999	11.470.767,45	1,63%	225	0,50%
52000:53999	11.731.745,15	1,67%	221	0,49%
54000:55999	8.899.335,56	1,27%	162	0,36%
56000:57999	8.028.754,71	1,14%	141	0,31%
58000:59999	7.549.995,08	1,07%	128	0,28%
60000:61999	8.229.426,44	1,17%	135	0,30%
62000:63999	7.552.547,92	1,08%	120	0,27%
64000:65999	6.300.592,78	0,90%	97	0,21%
66000:67999	4.824.460,71	0,69%	72	0,16%
68000:69999	4.207.200,22	0,60%	61	0,13%
70000:71999	3.198.546,71	0,46%	45	0,10%
72000:73999	3.203.704,16	0,46%	44	0,10%
74000:75999	2.102.789,61	0,30%	28	0,06%
76000:77999	614.041,63	0,09%	8	0,02%
78000:79999	943.995,10	0,13%	12	0,03%
80000:	2.431.421,21	0,35%	28	0,06%
Total	702.538.142,62	100,00%	45.260	100,00%

Statistics in EUR	
Average Amount	15.522,27

**SC Germany Consumer 2023-1
Monthly Investor Report**

7.1 Current PB (Graph)

Calculation Date	12.12.2024		
Payment Date	16.12.2024		
Period No	16		
Monthly Period	Dec 2024		
Interest Period	from	14.11.2024	to 16.12.2024 = 32 days
Collection Period	from	01.11.2024	to 30.11.2024



**SC Germany Consumer 2023-1
Monthly Investor Report**

8. Borrower Concentration



Calculation Date	12.12.2024	
Payment Date	16.12.2024	
Period No	16	
Monthly Period	Dec 2024	
Interest Period	from 14.11.2024	to 16.12.2024 = 32 days
Collection Period	from 01.11.2024	to 30.11.2024

No	Current Principal Balance in EUR	Percentage of Total Balance	Number of Loans
1	114.380,40	0,0163%	1
2	105.681,31	0,0150%	1
3	95.792,70	0,0136%	1
4	95.385,02	0,0136%	1
5	92.673,44	0,0132%	1
6	90.899,29	0,0129%	1
7	89.938,23	0,0128%	1
8	88.880,46	0,0127%	1
9	88.880,28	0,0127%	1
10	88.223,10	0,0126%	1
11	87.394,88	0,0124%	1
12	87.001,29	0,0124%	1
13	85.802,66	0,0122%	2
14	84.375,61	0,0120%	1
15	84.028,90	0,0120%	1
16	83.617,14	0,0119%	1
17	82.662,93	0,0118%	1
18	82.389,10	0,0117%	2
19	82.264,94	0,0117%	1
20	82.079,95	0,0117%	2
21	81.584,07	0,0116%	1
22	81.574,24	0,0116%	1
23	81.286,09	0,0116%	1
24	81.180,79	0,0116%	1
25	81.132,48	0,0115%	1
	2.199.109,30	0,3130%	28

**SC Germany Consumer 2023-1
Monthly Investor Report**

9. Geographical Distribution



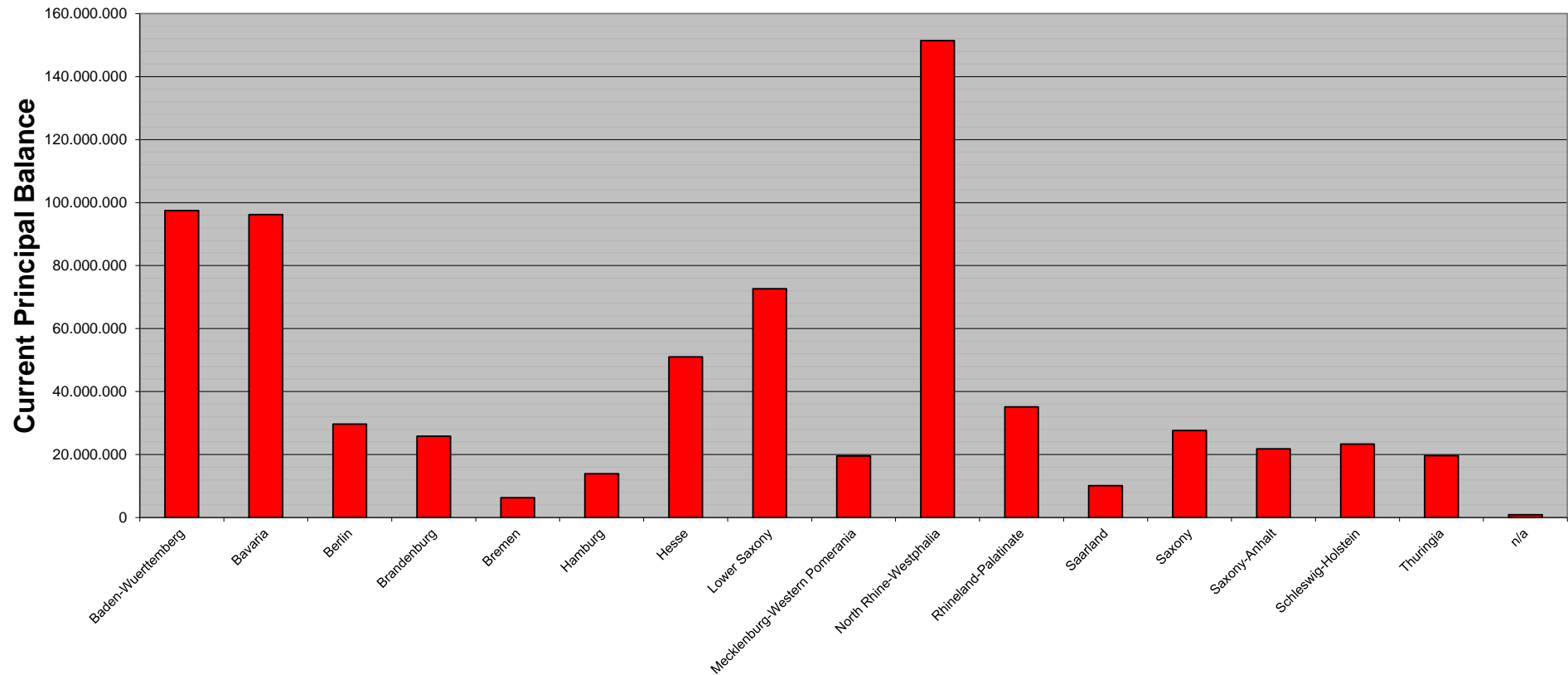
Calculation Date			12.12.2024		
Payment Date			16.12.2024		
Period No			16		
Monthly Period			Dec 2024		
Interest Period	from	14.11.2024	to	16.12.2024	= 32 days
Collection Period	from	01.11.2024	to	30.11.2024	

<i>State</i>	<i>Current Principal Balance in EUR</i>	<i>Percentage of Total Balance</i>	<i>Number of Loans</i>	<i>Percentage of Total Loans</i>
Baden-Wuerttemberg	97.484.949,11	13,88%	5.791	12,79%
Bavaria	96.213.983,37	13,70%	5.980	13,21%
Berlin	29.659.216,25	4,22%	1.787	3,95%
Brandenburg	25.819.815,22	3,68%	1.786	3,95%
Bremen	6.278.907,60	0,89%	384	0,85%
Hamburg	13.909.849,38	1,98%	846	1,87%
Hesse	51.028.152,87	7,26%	3.170	7,00%
Lower Saxony	72.665.544,57	10,34%	4.657	10,29%
Mecklenburg-Western Pomerania	19.535.899,81	2,78%	1.327	2,93%
North Rhine-Westphalia	151.430.379,63	21,55%	9.971	22,03%
Rhineland-Palatinate	35.135.567,07	5,00%	2.269	5,01%
Saarland	10.103.860,32	1,44%	676	1,49%
Saxony	27.634.909,14	3,93%	2.016	4,45%
Saxony-Anhalt	21.785.199,51	3,10%	1.584	3,50%
Schleswig-Holstein	23.315.639,56	3,32%	1.629	3,60%
Thuringia	19.674.107,67	2,80%	1.339	2,96%
n/a	862.161,54	0,12%	48	0,11%
Total	702.538.142,62	100,00%	45.260	100,00%

**SC Germany Consumer 2023-1
Monthly Investor Report**

9.1 Geographical Distribution (Graph)

Calculation Date	12.12.2024		
Payment Date	16.12.2024		
Period No	16		
Monthly Period	Dec 2024		
Interest Period	from	14.11.2024	to 16.12.2024 = 32 days
Collection Period	from	01.11.2024	to 30.11.2024



**SC Germany Consumer 2023-1
Monthly Investor Report**

10. Collateral



Calculation Date			12.12.2024		
Payment Date			16.12.2024		
Period No			16		
Monthly Period			Dec 2024		
Interest Period	from	14.11.2024	to	16.12.2024	= 32 days
Collection Period	from	01.11.2024	to	30.11.2024	

<i>Collateral</i>	<i>Current Principal Balance in EUR</i>	<i>Percentage of Total Balance</i>	<i>Number of Loans</i>	<i>Percentage of Total Loans</i>
secured	8.227.938,32	1,17%	272	0,60%
unsecured	694.310.204,30	98,83%	44.988	99,40%
Total	702.538.142,62	100,00%	45.260	100,00%

**SC Germany Consumer 2023-1
Monthly Investor Report**

11. Insurances



Calculation Date			12.12.2024		
Payment Date			16.12.2024		
Period No			16		
Monthly Period			Dec 2024		
Interest Period	from	14.11.2024	to	16.12.2024	= 32 days
Collection Period	from	01.11.2024	to	30.11.2024	

<i>Payment Protection Insurance</i>	<i>Current Principal Balance in EUR</i>	<i>Percentage of Total Balance</i>	<i>Number of Loans</i>	<i>Percentage of Total Loans</i>
No	220.829.902,03	31,43%	17.348	38,33%
Yes	481.708.240,59	68,57%	27.912	61,67%
Total	702.538.142,62	100,00%	45.260	100,00%

**SC Germany Consumer 2023-1
Monthly Investor Report**

12. Payment Methods



Calculation Date			12.12.2024		
Payment Date			16.12.2024		
Period No			16		
Monthly Period			Dec 2024		
Interest Period	from	14.11.2024	to	16.12.2024	= 32 days
Collection Period	from	01.11.2024	to	30.11.2024	

<i>Payment Method</i>	<i>Current Principal Balance in EUR</i>	<i>Percentage of Total Balance</i>	<i>Number of Loans</i>	<i>Percentage of Total Loans</i>
Direct Debit	678.783.671,95	96,62%	43.940	97,08%
Other	23.754.470,67	3,38%	1.320	2,92%
Total	702.538.142,62	100,00%	45.260	100,00%

<i>Cycle of Payment</i>	<i>Current Principal Balance in EUR</i>	<i>Percentage of Total Balance</i>	<i>Number of Loans</i>	<i>Percentage of Total Loans</i>
15th of month	176.891.639,38	25,18%	11.509	25,43%
1st of month	525.646.503,24	74,82%	33.751	74,57%
Total	702.538.142,62	100,00%	45.260	100,00%

**SC Germany Consumer 2023-1
Monthly Investor Report**

13. Effective Interest Rate



Calculation Date			12.12.2024		
Payment Date			16.12.2024		
Period No			16		
Monthly Period			Dec 2024		
Interest Period	from	14.11.2024	to	16.12.2024	= 32 days
Collection Period	from	01.11.2024	to	30.11.2024	

Yield Range *	Current Principal Balance in EUR	Percentage of Total Balance	Number of Loans	Percentage of Total Loans
0: 0	30.950,81	0,00%	34	0,08%
1: 1	2.207.933,70	0,31%	309	0,68%
2: 2	25.333.947,11	3,61%	2.128	4,70%
3: 3	19.278.341,55	2,74%	1.497	3,31%
4: 4	37.178.083,72	5,29%	2.455	5,42%
5: 5	69.379.402,21	9,88%	3.908	8,63%
6: 6	94.654.670,19	13,47%	5.493	12,14%
7: 7	145.356.585,04	20,69%	8.824	19,50%
8: 8	167.773.456,39	23,88%	9.916	21,91%
9: 9	91.608.379,10	13,04%	6.643	14,68%
10:10	32.877.908,01	4,68%	2.455	5,42%
11:11	11.964.504,30	1,70%	1.049	2,32%
12:12	3.163.346,23	0,45%	293	0,65%
13:	1.730.634,26	0,25%	256	0,57%
Total	702.538.142,62	100,00%	45.260	100,00%

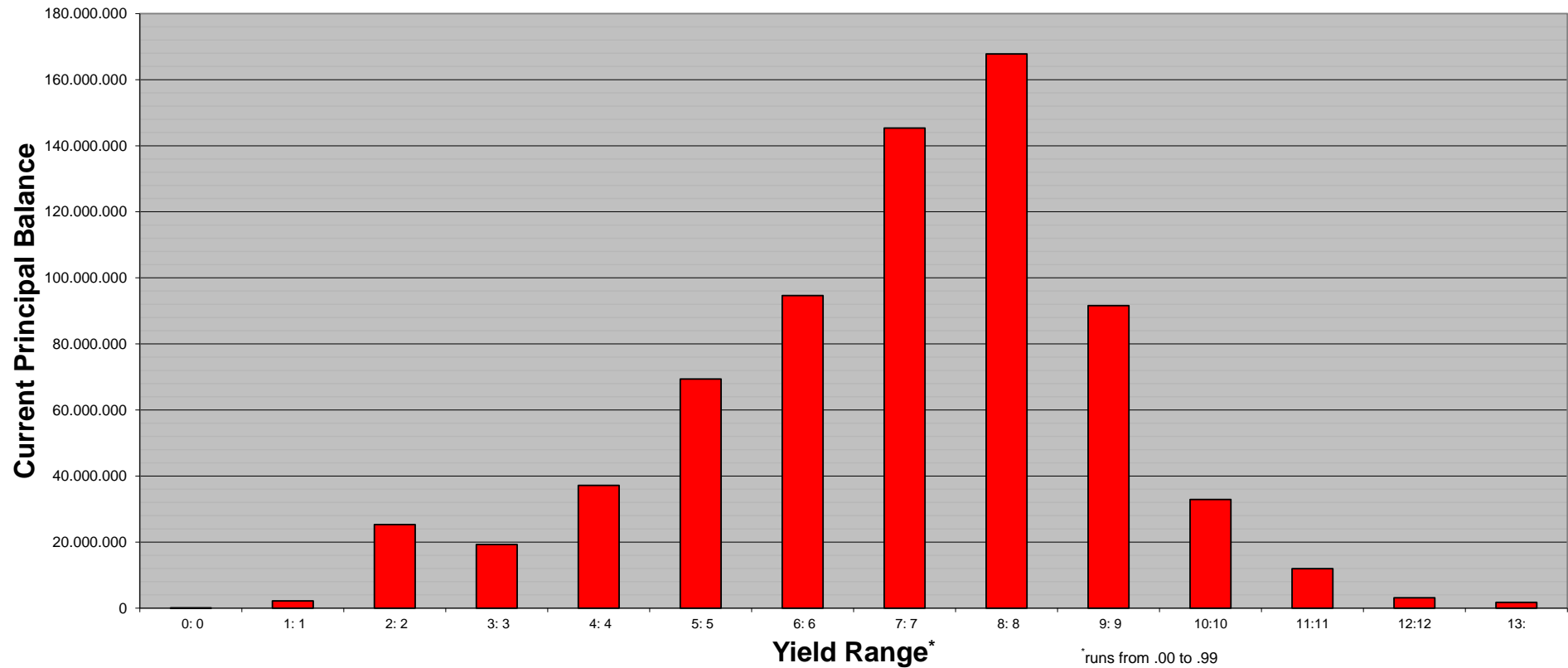
Statistics		in %
WA Interest		7,70%

* runs from .00 to .99

**SC Germany Consumer 2023-1
Monthly Investor Report**

13.1 Effective Interest Rate (Graph)

Calculation Date	12.12.2024	
Payment Date	16.12.2024	
Period No	16	
Monthly Period	Dec 2024	
Interest Period	from 14.11.2024	to 16.12.2024 = 32 days
Collection Period	from 01.11.2024	to 30.11.2024



**SC Germany Consumer 2023-1
Monthly Investor Report**

14. Seasoning



Calculation Date	12.12.2024	
Payment Date	16.12.2024	
Period No	16	
Monthly Period	Dec 2024	
Interest Period	from 14.11.2024	to 16.12.2024 = 32 days
Collection Period	from 01.11.2024	to 30.11.2024

Seasoning in Months	Current Principal Balance in EUR	Percentage of Total Balance	Number of Loans	Percentage of Total Loans
0: 2	0,00	0,00%	0	0,00%
3: 5	564.948,60	0,08%	31	0,07%
6: 8	45.509.155,84	6,48%	2.836	6,27%
9:11	19.259.928,32	2,74%	1.303	2,88%
12:14	28.846.977,13	4,11%	2.181	4,82%
15:17	63.591.616,24	9,05%	4.287	9,47%
18:20	198.250.081,85	28,22%	11.927	26,35%
21:23	122.065.274,05	17,37%	7.294	16,12%
24:26	80.613.216,78	11,47%	5.092	11,25%
27:29	61.940.139,41	8,82%	4.219	9,32%
30:32	40.334.160,30	5,74%	2.642	5,84%
33:35	22.070.047,57	3,14%	1.664	3,68%
36:38	12.739.566,91	1,81%	1.127	2,49%
39:41	2.616.790,70	0,37%	241	0,53%
42:44	1.816.371,09	0,26%	140	0,31%
45:47	1.073.382,01	0,15%	100	0,22%
48:50	700.023,41	0,10%	80	0,18%
51:53	158.774,04	0,02%	15	0,03%
54:56	100.295,25	0,01%	19	0,04%
57:59	96.469,35	0,01%	18	0,04%
60:62	65.028,90	0,01%	13	0,03%
63:65	20.735,99	0,00%	6	0,01%
66:68	62.044,95	0,01%	10	0,02%
69:71	17.492,48	0,00%	6	0,01%
72:74	19.217,68	0,00%	2	0,00%
75:77	-6,35	0,00%	1	0,00%
78:80	2.472,46	0,00%	2	0,00%
81:	3.937,66	0,00%	4	0,01%
Total	702.538.142,62	100,00%	45.260	100,00%

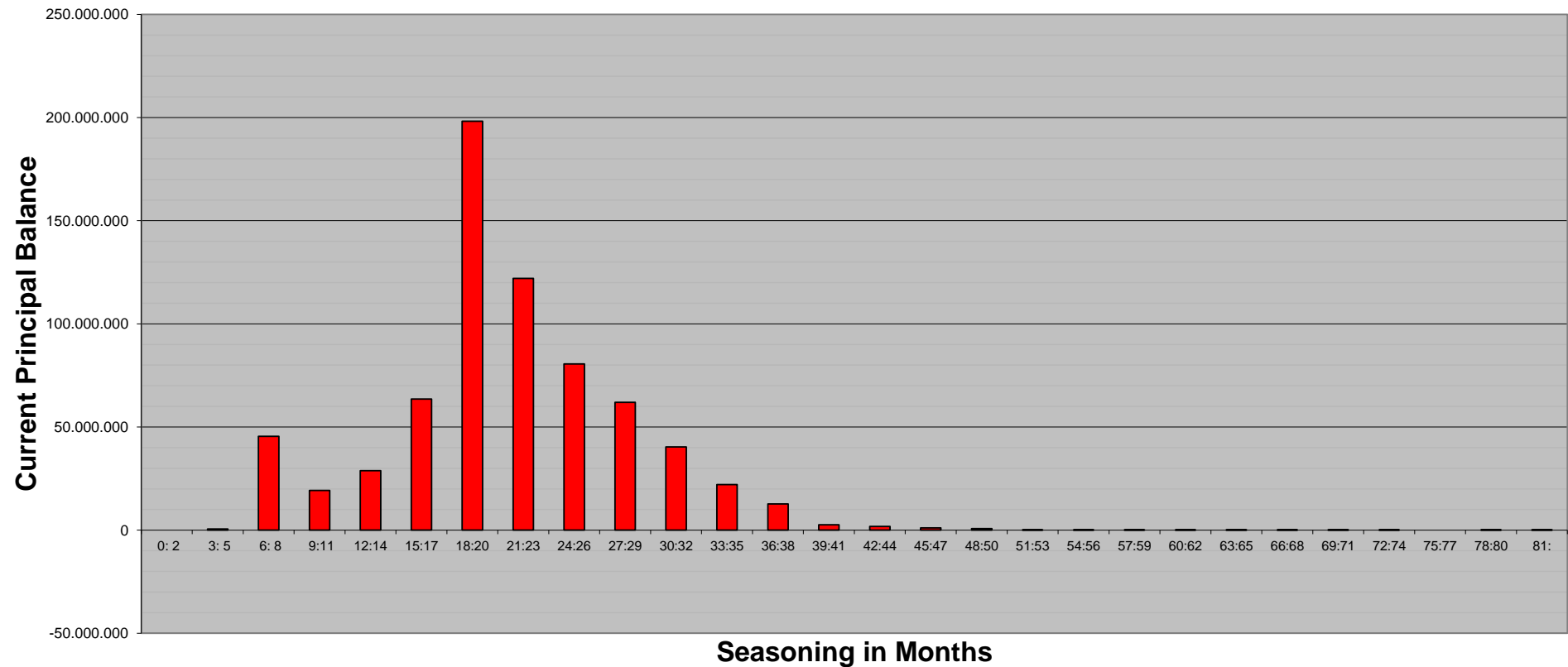
Statistics

WA Seasoning	21,09
--------------	-------

**SC Germany Consumer 2023-1
Monthly Investor Report**

14.1 Seasoning (Graph)

Calculation Date			12.12.2024			
Payment Date			16.12.2024			
Period No			16			
Monthly Period			Dec 2024			
Interest Period	from	14.11.2024	to	16.12.2024	=	32 days
Collection Period	from	01.11.2024	to	30.11.2024		



**SC Germany Consumer 2023-1
Monthly Investor Report**

15. Remaining Term



Calculation Date			12.12.2024			
Payment Date			16.12.2024			
Period No			16			
Monthly Period			Dec 2024			
Interest Period	from	14.11.2024	to	16.12.2024	=	32 days
Collection Period	from	01.11.2024	to	30.11.2024		

<i>Remaining Term in Months</i>	<i>Current Principal Balance in EUR</i>	<i>Percentage of Total Balance</i>	<i>Number of Loans</i>	<i>Percentage of Total Loans</i>
0: 6	867.877,66	0,12%	1.243	2,75%
7: 13	2.562.190,85	0,36%	1.334	2,95%
14: 20	6.083.380,26	0,87%	1.804	3,99%
21: 27	7.803.747,30	1,11%	1.652	3,65%
28: 34	13.164.054,47	1,87%	2.152	4,75%
35: 41	16.532.486,57	2,35%	1.966	4,34%
42: 48	20.021.310,11	2,85%	2.116	4,68%
49: 55	32.497.043,05	4,63%	2.781	6,14%
56: 62	41.870.321,78	5,96%	2.970	6,56%
63: 69	99.451.913,56	14,16%	5.731	12,66%
70: 76	165.497.332,21	23,56%	7.933	17,53%
77: 83	215.899.693,53	30,73%	10.000	22,09%
84: 90	70.757.516,45	10,07%	3.162	6,99%
91: 97	9.455.847,03	1,35%	415	0,92%
98:	73.427,79	0,01%	1	0,00%
Total	702.538.142,62	100,00%	45.260	100,00%

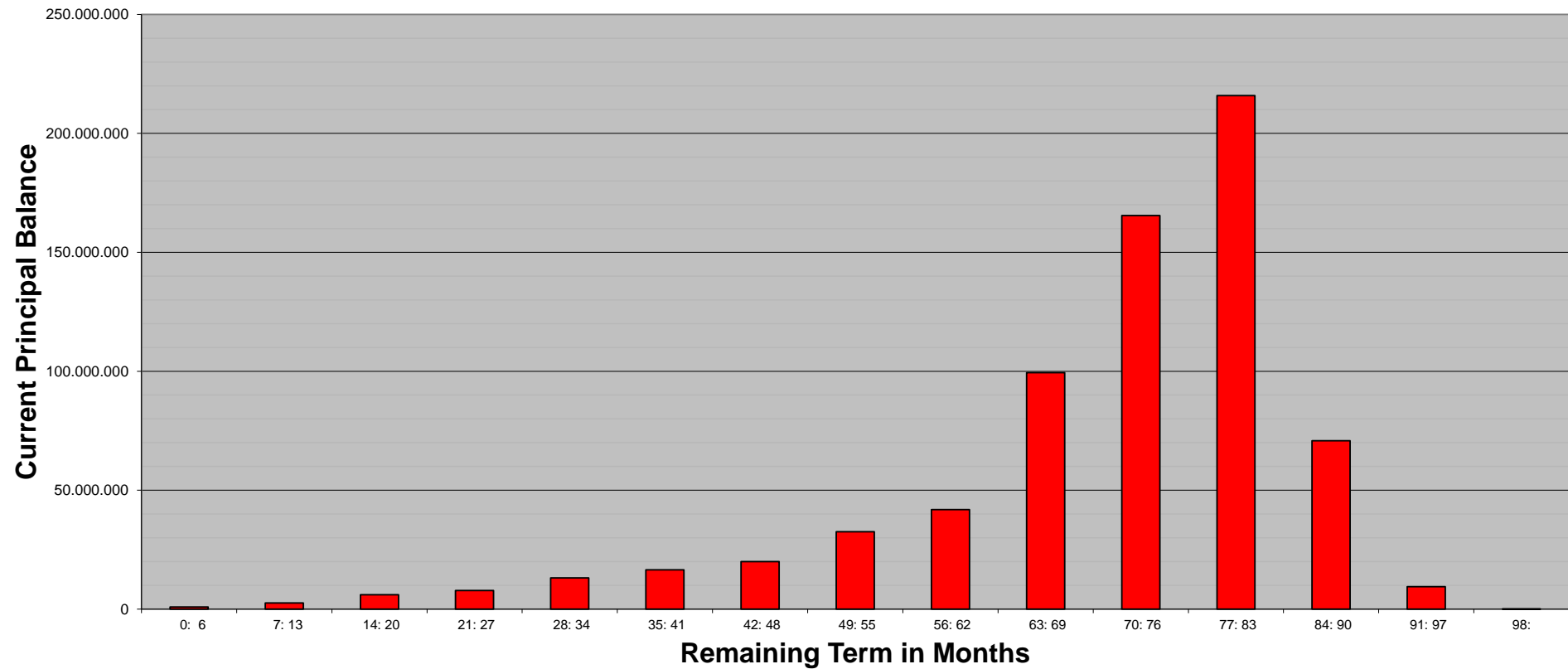
Statistics

WA Remaining Term	70,24
-------------------	-------

**SC Germany Consumer 2023-1
Monthly Investor Report**

15.1 Remaining Term (Graph)

Calculation Date	12.12.2024	
Payment Date	16.12.2024	
Period No	16	
Monthly Period	Dec 2024	
Interest Period	from 14.11.2024	to 16.12.2024 = 32 days
Collection Period	from 01.11.2024	to 30.11.2024



**SC Germany Consumer 2023-1
Monthly Investor Report**

16. Original Term



Calculation Date			12.12.2024		
Payment Date			16.12.2024		
Period No			16		
Monthly Period			Dec 2024		
Interest Period	from	14.11.2024	to	16.12.2024	= 32 days
Collection Period	from	01.11.2024	to	30.11.2024	

<i>Original Term in Months</i>	<i>Current Principal Balance in EUR</i>	<i>Percentage of Total Balance</i>	<i>Number of Loans</i>	<i>Percentage of Total Loans</i>
0: 13	95.980,99	0,01%	104	0,23%
14: 20	245.258,87	0,03%	270	0,60%
21: 27	1.641.260,94	0,23%	1.136	2,51%
28: 34	862.521,46	0,12%	325	0,72%
35: 41	7.009.091,43	1,00%	2.320	5,13%
42: 48	2.856.811,27	0,41%	508	1,12%
49: 55	15.258.553,78	2,17%	3.009	6,65%
56: 62	24.317.079,76	3,46%	3.152	6,96%
63: 69	6.936.383,19	0,99%	623	1,38%
70: 76	29.926.978,54	4,26%	2.762	6,10%
77: 83	10.984.007,94	1,56%	649	1,43%
84: 90	77.914.604,12	11,09%	5.969	13,19%
91: 97	365.680.222,28	52,05%	18.097	39,98%
98:104	149.134.670,19	21,23%	6.044	13,35%
105:111	9.201.449,74	1,31%	282	0,62%
112:	473.268,12	0,07%	10	0,02%
Total	702.538.142,62	100,00%	45.260	100,00%

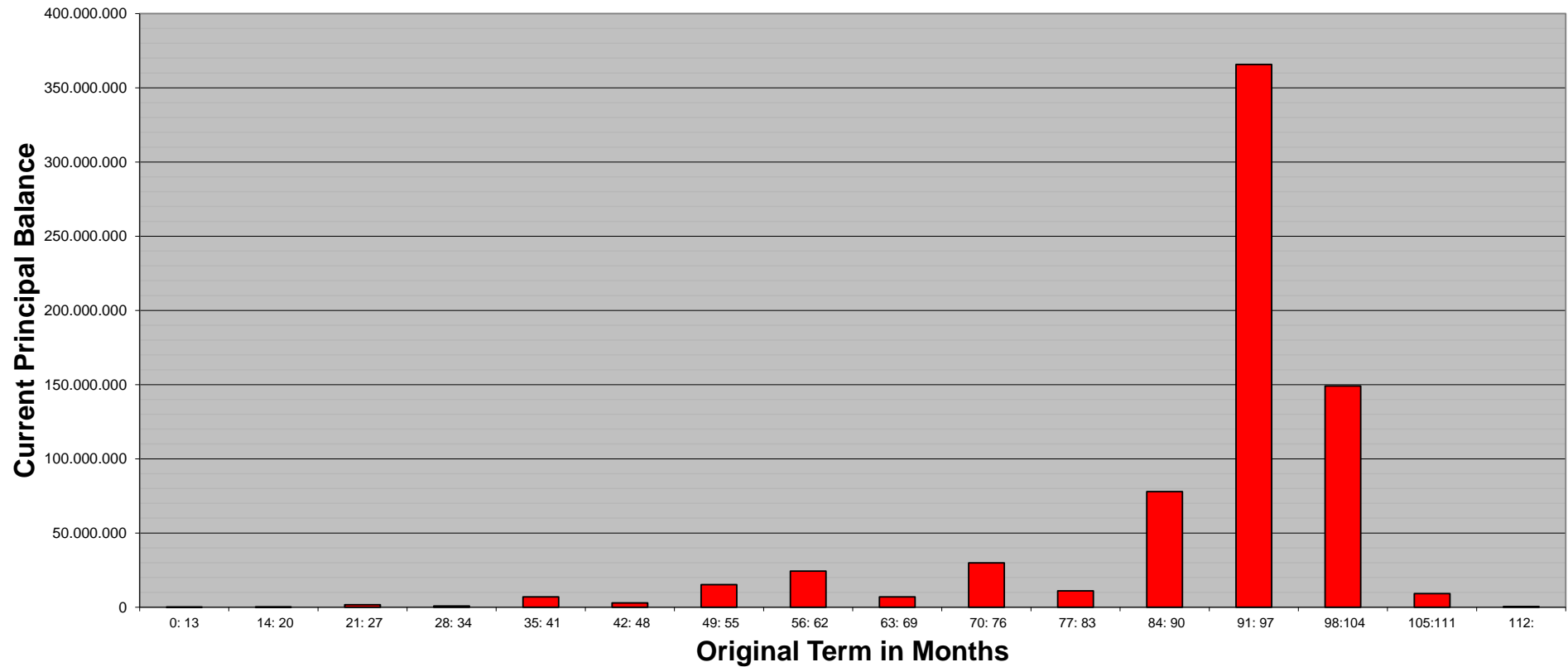
Statistics

WA Original Term	91,33
------------------	-------

**SC Germany Consumer 2023-1
Monthly Investor Report**

16.1 Original Term (Graph)

Calculation Date	12.12.2024	
Payment Date	16.12.2024	
Period No	16	
Monthly Period	Dec 2024	
Interest Period	from 14.11.2024	to 16.12.2024 = 32 days
Collection Period	from 01.11.2024	to 30.11.2024



**SC Germany Consumer 2023-1
Monthly Investor Report**

17. Loan Concentration

Calculation Date			12.12.2024			
Payment Date			16.12.2024			
Period No			16			
Monthly Period			Dec 2024			
Interest Period	from	14.11.2024	to	16.12.2024	=	32 days
Collection Period	from	01.11.2024	to	30.11.2024		



<i>Loan Concentration</i>	<i>Current Principal Balance in EUR</i>	<i>Percentage of Total Balance</i>	<i>Number of Loans</i>	<i>Percentage of Total Loans</i>	<i>Number of Debtors</i>	<i>Percentage of Total Debtors</i>
1: 1	691.789.539,16	98,47%	44.269	97,81%	44.269	98,90%
2: 2	10.588.252,06	1,51%	964	2,13%	482	1,08%
3: 3	160.351,40	0,02%	27	0,06%	9	0,02%
4: 4	0,00	0,00%	0	0,00%	0	0,00%
5: 5	0,00	0,00%	0	0,00%	0	0,00%
6: 6	0,00	0,00%	0	0,00%	0	0,00%
7:	0,00	0,00%	0	0,00%	0	0,00%
Total	702.538.142,62	100,00%	45.260	100,00%	44.760	100,00%

SC Germany Consumer 2023-1
Monthly Investor Report

18. Amortisation Profile



Calculation Date	12.12.2024				
Payment Date	16.12.2024				
Period No	16				
Monthly Period	Dec 2024				
Interest Period	from	14.11.2024	to	16.12.2024	= 32 days
Collection Period	from	01.11.2024	to	30.11.2024	

Amortisation profile

Collection Period	Outstanding Volume	Collection Period	Outstanding Volume
1	702.538.142,62 €	51	232.864.851,51 €
2	693.378.197,21 €	52	223.583.558,05 €
3	684.203.727,57 €	53	214.333.464,14 €
4	675.000.738,38 €	54	205.118.321,25 €
5	665.775.671,68 €	55	195.958.052,92 €
6	656.533.244,53 €	56	186.878.087,62 €
7	647.280.496,22 €	57	177.888.436,98 €
8	638.014.936,74 €	58	168.927.671,50 €
9	628.737.684,24 €	59	159.999.328,78 €
10	619.428.343,22 €	60	151.125.077,64 €
11	610.096.164,87 €	61	142.317.956,97 €
12	600.743.611,44 €	62	133.603.259,12 €
13	591.365.116,21 €	63	124.994.654,41 €
14	581.970.791,44 €	64	116.434.350,34 €
15	572.560.805,77 €	65	107.995.303,11 €
16	563.124.356,40 €	66	99.715.755,12 €
17	553.674.325,84 €	67	91.643.453,57 €
18	544.217.307,34 €	68	83.779.761,08 €
19	534.761.730,53 €	69	76.216.327,74 €
20	525.311.006,15 €	70	68.839.262,29 €
21	515.876.311,71 €	71	61.690.913,81 €
22	506.426.079,51 €	72	54.853.056,49 €
23	496.962.465,33 €	73	48.306.900,69 €
24	487.479.563,14 €	74	42.035.524,75 €
25	477.976.690,97 €	75	36.093.864,42 €
26	468.468.425,96 €	76	30.364.058,10 €
27	458.958.649,68 €	77	25.113.095,02 €
28	449.432.344,37 €	78	20.477.849,66 €
29	439.913.181,53 €	79	16.485.322,74 €
30	430.393.078,54 €	80	13.182.080,74 €
31	420.886.241,55 €	81	10.882.343,35 €
32	411.398.529,49 €	82	8.901.244,78 €
33	401.938.766,32 €	83	7.222.645,45 €
34	392.472.041,34 €	84	5.794.208,06 €
35	383.002.726,99 €	85	4.575.583,98 €
36	373.535.858,54 €	86	3.532.496,67 €
37	364.070.014,31 €	87	2.659.861,39 €
38	354.611.184,76 €	88	1.884.180,43 €
39	345.152.492,65 €	89	1.203.191,88 €
40	335.681.040,56 €	90	607.057,40 €
41	326.223.522,23 €	91	263.558,64 €
42	316.789.011,22 €	92	119.110,84 €
43	307.392.714,74 €	93	72.722,28 €
44	298.028.587,30 €	94	42.356,90 €
45	288.708.950,37 €	95	20.317,49 €
46	279.387.802,58 €	96	8.610,98 €
47	270.071.551,69 €	97	2.886,23 €
48	260.757.041,91 €	98	1.101,80 €
49	251.446.898,82 €	99	- €
50	242.151.272,62 €	100	- €

SC Germany Consumer 2023-1
Monthly Investor Report

19. Priority of Payments + Transaction Costs



Calculation Date	12.12.2024				
Payment Date	16.12.2024				
Period No	16				
Monthly Period	Dec 2024				
Interest Period	from	14.11.2024	to	16.12.2024	= 32 days
Collection Period	from	01.11.2024	to	30.11.2024	

Pre-Enforcement Available Interest Amount

Interest Collections	+	4.396.620,91 €
Other Interest Payments by the Seller to the Issuer	+	0,00 €
Recoveries received by the Seller	+	29.155,90 €
Interest Earned on Transaction Account and Purchase Shortfall Account	+	0,15 €
Amounts standing to the Commingling Reserve Account	+	0,00 €
Amounts standing to the credit of the Liquidity Reserve Account	+	9.092.860,25 €
Interests paid by the Interest Swap Counterparty to the Issuer	+	0,00 €
Principal Addition Amounts	+	0,00 €
Other Amounts paid to the Issuer	+	0,00 €
Remaining Pre-Enforcement Available Principal Amount	+	0,00 €
Available Interest Amount	=	13.518.837,21 €

Pre-Enforcement Available Principal Amount

Principal Collections (including Deemed Collections)	+	19.757.726,25 €
Other principal amount paid by the Seller to the Issuer	+	- €
Final Repurchase Price	+	- €
Amounts standing to the credit of the Commingling Reserve Account	+	- €
Amounts standing to the credit of the Set-Off Reserve Account	+	- €
Amounts standing to the credit of the Purchase Shortfall Account	+	75,02 €
Mezzanine Loan Disbursement Amount paid by the Originator to the Issuer	+	- €
Principal Deficiency Sub-Ledger	+	1.638.800,47 €
Other Amounts paid to the Issuer	+	- €
Available Principal Amount	=	21.396.601,74 €

*excl. any interest earned on any balance credited to the Commingling Reserve Account

Pre-Enforcement Interest Priority of Payments

Available Interest Amount	13.518.837,21 €
Senior Expenses and Taxes	- 179,67 €
Replacement Servicer Fee Reserve Shortfall	- 63.808,91 €
Swap Interest Payment other than subordinated Payments	- 1.847.927,84 €
Interest on Class A Notes	- 148.660,00 €
Interest on Class B (If Most Senior Note or Class B PDL < 25%)	- 196.651,20 €
Interest on Class C (If Most Senior Note or Class C PDL < 25%)	- 241.275,84 €
Interest on Class D (If Most Senior Note or Class D PDL < 25%)	- 334.251,92 €
Interest on Class E (If Most Senior Note or Class E PDL < 25%)	- 82.498,08 €
Liquidity Reserve Amount Replenishment (Part I)	- 7.037.747,63 €
Crediting the PDLs until cleared	- 1.638.800,47 €
Liquidity Reserve Amount Replenishment (Part II)	- 1.927.035,65 €
Interest Class B (if not paid above)	- - €
Interest Class C (if not paid above)	- - €
Interest Class D (if not paid above)	- - €
Interest Class E (if not paid above)	- - €
Interest Class F (if not paid above)	- - €
Target Principal Redemption Amount Class F	- - €
Mezzanine Loan Interest	- - €
Termination Payment [Re. Swap Agreement]	- - €
Interests Liquidity Reserve Loan	- - €
Principal Of Liquidity Reserve Loan	- - €
Any Remaining Amount To The Seller	= - €

Pre-Enforcement Principal Priority of Payments

Available Principal Amount	21.396.601,74 €
Senior Expense Deficit	- - €
Net Note Available Principal Proceeds	= 21.396.601,74 €
Replenishment	- - €
Purchase Shortfall Amount	- - €
Prior to Sequential Payment Trigger Event: Class A Pro Rata- Principal Payment Amount	- 16.784.688,48 €
Prior to Sequential Payment Trigger Event: Class B Pro Rata- Principal Payment Amount	- 1.108.632,00 €
Prior to Sequential Payment Trigger Event: Class C Pro Rata- Principal Payment Amount	- 1.175.149,92 €
Prior to Sequential Payment Trigger Event: Class D Pro Rata- Principal Payment Amount	- 1.152.977,28 €
Prior to Sequential Payment Trigger Event: Class E Pro Rata- Principal Payment Amount	- 1.175.149,92 €
On or after to Sequential Payment Trigger Event: Redemption Class A	- - €
Full Redemption Class B - F (after Regulatory Change Event)	- - €
Full Payment of Deferred Purchase Price	- - €
On or after to Sequential Payment Trigger Event: Redemption Class B	- - €
On or after to Sequential Payment Trigger Event: Redemption Class C	- - €
On or after to Sequential Payment Trigger Event: Redemption Class D	- - €
On or after to Sequential Payment Trigger Event: Redemption Class E	- - €
On or after to Sequential Payment Trigger Event: Redemption Class F	- - €
Mezzanine Loan Principal	- - €
On or after to Sequential Payment Trigger Event: Redemption of Deferred Purchase Price	- - €
Clearing of rounding differences	- 4,14 €
Transaction Account Remaining Amount	= - €

Transaction Costs

	Total	Class A	Class B	Class C	Class D	Class E	Class F	Liquidity Reserve Loan
Senior Expenses	179,67 €							
Interest accrued for the Period	2.861.670,21 €	1.847.927,84 €	148.660,00 €	196.651,20 €	241.275,84 €	334.251,92 €	82.498,08 €	10.405,33 €
Cumulative Interest accrued	53.121.754,40 €	35.117.593,36 €	2.756.516,00 €	3.563.703,04 €	4.290.411,84 €	5.823.941,04 €	1.413.377,28 €	156.211,84 €
Interest Payments	2.851.284,88 €	1.847.927,84 €	148.660,00 €	196.651,20 €	241.275,84 €	334.251,92 €	82.498,08 €	- €
Cumulative Interest Payments	53.022.253,40 €	35.117.593,36 €	2.756.516,00 €	3.563.703,04 €	4.290.411,84 €	5.823.941,04 €	1.413.377,28 €	56.710,84 €
Unpaid Interest for the Period	10.405,33 €	- €	- €	- €	- €	- €	- €	10.405,33 €
Cumulative Unpaid Interest	99.501,00 €	- €	- €	- €	- €	- €	- €	99.501,00 €
Liquidity Reserve Loan only: Outstanding Amount	11.706.000,00 €							11.706.000,00 €

**SC Germany Consumer 2023-1
Monthly Investor Report**

20. Retention



Calculation Date	12.12.2024	
Payment Date	16.12.2024	
Period No	16	
Monthly Period	Dec 2024	
Interest Period	from 14.11.2024	to 16.12.2024 = 32 days
Collection Period	from 01.11.2024	to 30.11.2024

For the purposes of compliance with the requirements of Article 6(3)(c) of the Securitisation Regulation, the Seller will retain, in its capacity as originator within the meaning of the Securitisation Regulation, on an ongoing basis for the life of the transaction, such net economic interest through an interest in randomly selected exposures.

Amount of randomly Selected Exposures 35.204.848,18 €

**SC Germany Consumer 2023-1
Monthly Investor Report**

21. Counterparties



Calculation Date	12.12.2024	
Payment Date	16.12.2024	
Period No	16	
Monthly Period	Dec 2024	
Interest Period	from 14.11.2024	to 16.12.2024
Collection Period	from 01.11.2024	to 30.11.2024
		= 32 days

Joint Lead Managers

Santander Corporate & Investment Banking
2 Triton Square
Regent's Place
London NW1 3AN
United Kingdom

Deutsche Bank AG
Taubusanlage 12
60325 Frankfurt am Main
Germany

ING Bank N.V.
Bijlmerdreef 106
1102 CT Amsterdam
The Netherlands

Corporate Administrator

Circumference FS (Luxembourg) S.A.
22-24 Boulevard Royal
L-2449 Luxembourg
Grand Duchy of Luxembourg

Luxembourg Listing Agent

Bank of New York Mellon SA-NV/Luxembourg
2-4 rue Eugène Ruppert
L-2453 Luxembourg
Grand Duchy of Luxembourg

**Principal Paying Agent, Calculation Agent,
Cash Administrator, Interest Determination Agent
& Back-Up Servicer Facilitator**

Bank of New York Mellon
One Canada Square
London E14 5AL
United Kingdom

Account Bank & Transaction Security Trustee

Bank of New York Mellon
Messe Turm, Friedrich-Ebert-Anlage 49
60327 Frankfurt am Main
Germany

Interest Swap Counterparty:

DZ Bank AG
Platz der Republik
60325 Frankfurt am Main
Germany

Data Trustee:

Oversea FS B.V.
Museumlaan 23581 HK, Utrecht
3581 HK Utrecht
The Netherlands

Rating Agencies:

Fitch Ratings
Neue Mainzer Strasse 46 - 50
60311 Frankfurt am Main
Germany

Moody's Investors Service España, S.A.
Principe de Vergara, 131 - 6º Floor
28002 Madrid
Spain

DBRS Ratings Ltd.
Structured Finance
1 Minister Court, 10th floor, Mincing Lane
EC3R 7 AA London
United Kingdom

Fitch			Moody's			DBRS			Counterparty status
Long Term	Short Term	Outlook	Long Term	Short Term	Outlook	Long Term	Short Term	Outlook	
A-	F2	STABLE	A2	P-1	POS	AH	R-1M	STABLE	performing
A-	F2	STABLE	A1	P-1	STABLE	A	R-1L	POS	performing
A+	F1	STABLE	Baa1	-	POS	AH	R-1M	STABLE	performing
-	-	-	-	-	-	-	-	-	performing
AA	F1+	STABLE	-	P-1	STABLE	AAH	R-1H	STABLE	performing
AA	F1+	STABLE	Aa1	P-1	STABLE	AAH	R-1H	STABLE	performing
AA	F1+	STABLE	Aa1	P-1	STABLE	AAH	R-1H	STABLE	performing
AA-	F1+	STABLE	Aa2	P-1	STABLE	AAL	R-1M	STABLE	performing
-	-	-	-	-	-	-	-	-	performing

Ratings as of 30.11.2024, data source: Bloomberg

SC Germany Consumer 2023-1 Monthly Investor Report

22. Issuer Information



Calculation Date		12.12.2024				
Payment Date		16.12.2024				
Period No		16				
Monthly Period		Dec 2024				
Interest Period	from	14.11.2024	to	16.12.2024	=	32 days
Collection Period	from	01.11.2024	to	30.11.2024		

Deal Name:

SC Germany Consumer 2023-1

Issuer:

SC GERMANY S.A., COMPARTMENT CONSUMER 2023-1

The Managing Directors
22-24 Boulevard Royal
L-2449 Luxembourg,
Grand Duchy of Luxembourg

LEI:

54930010DV9V1WKUO071

Seller of the Receivables:

Santander Consumer Bank AG

Servicer Name:

Santander Consumer Bank AG

Reporting Entity:

Santander Consumer Bank AG

Capital Markets
Santander-Platz 1
41061 Mönchengladbach
Germany
eMail abs_ger@santander.de

SPV-Administrator:

Circumference FS (Luxembourg) S.A.

22-24 Boulevard Royal
L-2449 Luxembourg,
Grand Duchy of Luxembourg

**SC Germany Consumer 2023-1
Monthly Investor Report**

23. Swap Counterparty Data



Calculation Date	12.12.2024				
Payment Date	16.12.2024				
Period No	16				
Monthly Period	Dec 2024				
Interest Period	from	14.11.2024	to	16.12.2024	=
Collection Period	from	01.11.2024	to	30.11.2024	32 days

Swap Counterparty

Swap Counterparty DZ Bank AG
Swap Rating Trigger Breach no

Rating Trigger & Current Ratings	Consequenses	Fitch			Moody's			DBRS		
		Long Term or Derivative Counterparty Rating	Short Term	Outlook	Long Term (CRA)	Short Term	Outlook	"Critical obligations rating" or higher of "issuer rating" and "senior unsecured debt rating"	Outlook	Trigger breach
1st Rating Trigger	Collateral, Guarantee or Replacement	A	F1		A3			A		no
2nd Rating Trigger	Replacement	BBB-	F3		Baa1			BBB		no
Current Counterparty Ratings		AA(dcr)	F1+	STABLE	Aa2(cr)	P-1	STABLE	AAL	STABLE	

Current Swap Data

Swap Type Fixed Floating Interest Rate Swap
Notional Amount 703.774.762,80 €
Fixed Rate 3,1900%
Floating Rate (Euribor) 3,0880%
Net Swap Payments 63.808,91 €
Notional Amount next period 682.378.165,20 €

Swap Counterparty Details

DZ Bank AG
Kapitalmärkte Handel / ABS-Emissionen
Platz der Republik
60265 Frankfurt am Main
Germany
Email: structured.products@dzbank.de

Counterparty Replacement

Old Counterparty
Current Counterparty

DZ Bank AG
DZ Bank AG

Swap Collateral

Beginning of Period - €
Cash Outflow - €
Cash Inflow - €
End of Period - €

Ratings as of 30.11.2024, data source: Bloomberg

In case of Fitch, only one required rating must be held

**SC Germany Consumer 2023-1
Monthly Investor Report**

24. Santander Consumer Bank



Calculation Date	12.12.2024	
Payment Date	16.12.2024	
Period No	16	
Monthly Period	Dec 2024	
Interest Period	from 14.11.2024	to 16.12.2024 = 32 days
Collection Period	from 01.11.2024	to 30.11.2024

Contact Details

Team ABS

abs_qer@santander.de

Ratings Santander

	Fitch			Moody's			DBRS		
	Long Term	Short Term	Outlook	Long Term	Short Term	Outlook	Long Term	Short Term	Outlook
Banco Santander S.A.	A	F1	STABLE	A3(cr)	P-2(cr)	POS	AH	R-1M	STABLE
Santander Consumer Finance S.A.	A	F1	STABLE	A3(cr)	P-2(cr)	POS	-	-	-
Santander Consumer Bank AG	A-	F2	STABLE	A1(cr)	P-1(cr)	STABLE	-	-	-

Ratings as of 30.11.2024, data source: Bloomberg

**SC Germany Consumer 2023-1
Monthly Investor Report**

25. Glossary



Calculation Date		12.12.2024				
Payment Date		16.12.2024				
Period No		16				
Monthly Period		Dec 2024				
Interest Period	from	14.11.2024	to	16.12.2024	=	32 days
Collection Period	from	01.11.2024	to	30.11.2024		

Aggregate Outstanding Principal Amount:

Shall mean in respect of all Purchased Receivables at any time, the aggregate of the Outstanding Principal Amounts of all Purchased Receivables which, as of such time, are not defaulted receivables.

Defaulted Contracts/Defaults:

Shall mean as of any date, any purchased receivable which has been declared due and payable in full in accordance to the Credit and Collection Policy which in principal is between 120 and 180 calendar days after the due date.

Delinquent Receivable:

Shall mean as of any date, any purchased receivable which is more than 30 days overdue and not a defaulted contract.

Excess Spread:

Excess Spread equals WA Portfolio Yield minus Fixed Swap Rate minus WA Notes Margin.

Legal Maturity:

Final Payment date on which each Class A Note will be redeemed in full.

Expected Maturity:

Maturity date of the notes under the assumption of inter alia (a) a 20 % constant prepayment rate, (b) an exercised Clean-Up Call at 10%.

Payment Protection Insurance:

Insurance, composed of life insurance and/or accident insurance and/or temporary disability insurance and/or unemployment insurance, which covers the risk that a Debtor in its capacity as insured person is unable to pay the Loan Instalments owed by such Debtor life insurance.

Recoveries:

Any amount received on defaulted contracts.

Set-Off Reserves (X/Y):

Protection against set-off risks due to (X) capitalized service fees (e.g. Payment Protection Insurance, Gap Insurance, Repair Cost Insurance) and (Y) deposits.