

# SC Germany Consumer 2023-1 Monthly Investor Report



ABS Issuer  
of the Year

Santander Germany

WINNER



GlobalCapital  
EUROPEAN  
SECURITIZATION  
AWARDS

ABS Issuer of the Year  
Santander Consumer Bank AG

WINNER



GlobalCapital  
EUROPEAN  
SECURITIZATION  
AWARDS

ABS ISSUER OF THE YEAR

WINNER



# SC Germany Consumer 2023-1 Monthly Investor Report

## Cover Sheet Monthly Investor Report



Calculation Date	12.09.2024				
Payment Date	16.09.2024				
Period No	13				
Monthly Period	Sep 2024				
Interest Period	from 14.08.2024	to	16.09.2024	=	33 days
Collection Period	from 01.08.2024	to	31.08.2024		

Index	Page
1. Portfolio Information	<a href="#">1</a>
1.1 Portfolio Information per period	<a href="#">2</a>
2. Reserve Accounts	<a href="#">3</a>
3.1 Delinquency Data	<a href="#">4</a>
3.2 Default Data	<a href="#">5</a>
3.3 Defaults & Recoveries per period	<a href="#">6</a>
4. Concentration Limits	<a href="#">7</a>
5. Outstanding Notes	<a href="#">8</a>
6. Original Principal Balance	<a href="#">9</a>
6.1 Original PB (Graph)	<a href="#">10</a>
7. Current Principal Balance	<a href="#">11</a>
7.1 Current PB (Graph)	<a href="#">12</a>
8. Borrower Concentration	<a href="#">13</a>
9. Geographical Distribution	<a href="#">14</a>
9.1 Geographical (Graph)	<a href="#">15</a>
10. Collateral	<a href="#">16</a>
11. Insurances	<a href="#">17</a>
12. Payment Methods	<a href="#">18</a>
13. Effective Interest Rate	<a href="#">19</a>
13.1 Effective Interest Rate (Graph)	<a href="#">20</a>
14. Seasoning	<a href="#">21</a>
14.1 Seasoning (Graph)	<a href="#">22</a>
15. Remaining Term	<a href="#">23</a>
15.1 Remaining Term (Graph)	<a href="#">24</a>
16. Original Term	<a href="#">25</a>
16.1 Original Term (Graph)	<a href="#">26</a>
17. Loan Concentration	<a href="#">27</a>
18. Amortisation Profiles	<a href="#">28</a>
19. Priority of Payments + Transaction Costs	<a href="#">29</a>
20. Retention	<a href="#">30</a>
21. Counterparties	<a href="#">31</a>
21. Issuer Information	<a href="#">32</a>
23. Swap Counterparty	<a href="#">33</a>
24. Santander Consumer Bank	<a href="#">34</a>
25. Glossary	<a href="#">35</a>

**SC Germany Consumer 2023-1  
Monthly Investor Report**

**1. Portfolio Information**



Calculation Date	12.09.2024	
Payment Date	16.09.2024	
Period No	13	
Monthly Period	Sep 2024	
Interest Period from	14.08.2024	to 16.09.2024 = 33 days
Collection Period from	01.08.2024	to 31.08.2024

Outstanding Receivables	No. of Contracts	current period	previous period
		Aggregate Outstanding Principal Amount	Aggregate Outstanding Principal Amount
<b>Beginning of Period</b>	<b>49.595</b>	<b>799.999.953,43 €</b>	<b>799.999.976,96 €</b>
Scheduled Principal Payments		11.190.351,49 €	12.305.618,01 €
Prepayment Principal		13.033.181,79 €	15.468.810,66 €
<b>Total Principal Collections</b>		<b>24.223.533,28 €</b>	<b>27.774.428,67 €</b>
<b>Total Interest Collections</b>		<b>4.865.697,87 €</b>	<b>4.823.414,91 €</b>
<b>Defaults</b>		<b>2.282.567,66 €</b>	<b>2.407.067,53 €</b>
<b>Replenishment Amount</b>		<b>- €</b>	<b>30.181.472,67 €</b>
<b>End of Period</b>		<b>773.493.852,49 €</b>	<b>799.999.953,43 €</b>
<b>Purchase Shortfall Amount</b>		<b>49,47 €</b>	<b>28,13 €</b>
<b>Total Assets (End of Period)</b>	<b>48.431</b>	<b>773.493.901,96 €</b>	<b>799.999.981,56 €</b>
<b>Current Prepayment Rate (annualised)</b>		17,9%	
<b>Current Poolfactor</b>		96,2%	

**SC Germany Consumer 2023-1  
Monthly Investor Report**

**1.1 Portfolio Information per period**



Calculation Date	12.09.2024				
Payment Date	16.09.2024				
Period No	13				
Monthly Period	Sep 2024				
Interest Period	from	14.08.2024	to	16.09.2024	= 33 days
Collection Period	from	01.08.2024	to	31.08.2024	

Collection Period	Outstanding BOP	Scheduled Principal Payments	Prepayment Principal	Total Principal Collections	Prepayment Rate
1	799.999.981,56 €	10.261.648,47 €	12.394.844,21 €	22.656.492,68 €	17,09%
2	799.999.981,56 €	10.582.715,70 €	9.485.939,22 €	20.068.654,92 €	13,34%
3	799.999.941,96 €	10.289.028,23 €	9.151.176,25 €	19.440.204,48 €	12,90%
4	799.999.971,16 €	9.939.918,83 €	10.413.806,88 €	20.353.725,71 €	14,55%
5	799.999.965,69 €	9.871.476,79 €	6.550.441,01 €	16.421.917,80 €	9,40%
6	799.999.978,48 €	10.979.167,32 €	15.537.572,99 €	26.516.740,31 €	20,97%
7	799.999.981,27 €	11.106.669,15 €	12.924.974,65 €	24.031.643,80 €	17,75%
8	799.999.972,77 €	11.483.029,04 €	12.487.025,30 €	23.970.054,34 €	17,20%
9	799.999.975,18 €	11.025.237,62 €	14.344.913,09 €	25.370.150,71 €	19,52%
10	799.999.960,76 €	11.163.027,21 €	12.122.966,33 €	23.285.993,54 €	16,74%
11	799.999.954,81 €	11.145.369,15 €	12.397.144,78 €	23.542.513,93 €	17,09%
12	799.999.976,96 €	12.305.618,01 €	15.468.810,66 €	27.774.428,67 €	20,89%
13	799.999.953,43 €	11.190.351,49 €	13.033.181,79 €	24.223.533,28 €	17,89%
14					
15					
16					
17					
18					
19					
20					
21					
22					
23					
24					
25					
26					
27					
28					
29					
30					
31					
32					
33					
34					
35					
36					
37					
38					
39					
40					
41					
42					
43					
44					
45					
46					
47					
48					
49					
50					
51					
52					
53					
54					
55					
56					
57					
58					
59					
60					
61					
62					
63					
64					
65					
66					
67					
68					
69					
70					
71					
72					
73					
74					
75					
76					
77					
78					
79					
80					

**SC Germany Consumer 2023-1  
Monthly Investor Report**

**2. Reserve Accounts**



Calculation Date	12.09.2024	
Payment Date	16.09.2024	
Period No	13	
Monthly Period	Sep 2024	
Interest Period from	14.08.2024	to 16.09.2024 = 33 days
Collection Period from	01.08.2024	to 31.08.2024

**Reserve Accounts**

**Liquidity Reserve**

	in %		Trigger Event y/n
Beginning of Period	1,3%	9.777.378,28 €	
Cash Outflow		9.777.378,28 €	
of which Liquidity Reserve Excess Amount		- €	
of which added to Priority of Payments		- €	
Cash Inflow		9.030.619,01 €	
End of Period	1,2%	9.030.619,01 €	
Required Liquidity Reserve Amount	1,6%	11.697.600,00 €	

**Commingling Reserve**

	in %		Trigger Event y/n
Beginning of Period		n/a	no
Cash Outflow		n/a	
of which Commingling Reserve Excess Amount			
of which drawn from the commingling reserve and applied to PoP			
Cash Inflow		n/a	
End of Period		n/a	
Commingling Reserve Required Amount		- €	

**Set-Off Reserve**

	in %		Trigger Event y/n
Beginning of Period		n/a	no
Cash Outflow		n/a	
of which Set-Off Reserve Excess Amount			
of which drawn from the set-off reserve and applied to PoP			
Cash Inflow		n/a	
End of Period		n/a	
Set-Off Reserve Required Amount		- €	

In case of Rating Trigger breach: Set-Off Reserve Required Amount

**SC Germany Consumer 2023-1  
Monthly Investor Report**

**3.1 Delinquency Data**



Calculation Date	12.09.2024			
Payment Date	16.09.2024			
Period No	13			
Monthly Period	Sep 2024			
Interest Period	from	14.08.2024	to	16.09.2024 = 33 days
Collection Period	from	01.08.2024	to	31.08.2024

**Delinquency Data and Ratios**

Collection Period	Outstanding BOP	Days past due				not delinquent	Days past due			
		1-30	31-60	61-90	>90		1-30	31-60	61-90	>90
1	799.999.981,56 €	0,00 €	0,00 €	0,00 €	0,00 €	100,00%	0,00%	0,00%	0,00%	0,00%
2	799.999.981,56 €	300.686,16 €	1.480.295,14 €	1.104.548,65 €	30.223,25 €	99,64%	0,04%	0,19%	0,14%	0,00%
3	799.999.941,96 €	1.500.995,62 €	1.592.449,73 €	535.431,58 €	967.777,77 €	99,43%	0,19%	0,20%	0,07%	0,12%
4	799.999.971,16 €	654.632,58 €	1.880.033,26 €	2.290.342,96 €	2.123.217,06 €	99,13%	0,08%	0,24%	0,29%	0,27%
5	799.999.965,69 €	2.088.424,78 €	1.048.972,35 €	2.036.381,93 €	3.247.767,98 €	98,95%	0,26%	0,13%	0,25%	0,41%
6	799.999.978,48 €	2.775.795,73 €	3.043.261,33 €	2.079.886,02 €	2.578.179,84 €	98,69%	0,35%	0,38%	0,26%	0,32%
7	799.999.981,27 €	1.164.177,04 €	2.617.418,49 €	3.057.357,74 €	4.809.039,37 €	98,54%	0,15%	0,33%	0,38%	0,60%
8	799.999.972,77 €	2.710.748,80 €	3.310.713,44 €	793.492,26 €	4.478.472,58 €	98,59%	0,34%	0,41%	0,10%	0,56%
9	799.999.975,18 €	3.535.515,87 €	3.393.550,14 €	2.922.140,91 €	3.294.778,98 €	98,36%	0,44%	0,42%	0,37%	0,41%
10	799.999.960,76 €	2.751.827,06 €	1.334.554,38 €	5.194.079,08 €	3.296.587,69 €	98,43%	0,34%	0,17%	0,65%	0,41%
11	799.999.954,81 €	1.263.148,75 €	2.701.830,53 €	2.935.515,35 €	5.468.424,45 €	98,45%	0,16%	0,34%	0,37%	0,68%
12	799.999.976,96 €	3.005.727,01 €	3.245.004,32 €	2.556.197,75 €	3.853.833,82 €	98,42%	0,38%	0,41%	0,32%	0,48%
13	799.999.953,43 €	1.121.534,93 €	3.290.506,59 €	2.995.097,03 €	4.900.308,80 €	98,46%	0,14%	0,41%	0,37%	0,61%
14										
15										
16										
17										
18										
19										
20										
21										
22										
23										
24										
25										
26										
27										
28										
29										
30										
31										
32										
33										
34										
35										
36										
37										
38										
39										
40										
41										
42										
43										
44										
45										
46										
47										
48										
49										
50										
51										
52										
53										
54										
55										
56										
57										
58										
59										
60										
61										
62										
63										
64										
65										
66										
67										
68										
69										
70										
71										
72										
73										
74										
75										
76										
77										
78										
79										
80										

**SC Germany Consumer 2023-1  
Monthly Investor Report**

**3.2 Default Data**



Calculation Date	12.09.2024			
Payment Date	16.09.2024			
Period No	13			
Monthly Period	Sep 2024			
Interest Period from	14.08.2024	to	16.09.2024	= 33 days
Collection Period from	01.08.2024	to	31.08.2024	

**Default Data and Ratios**

	Amount	Number of Loans
<b>Current Default</b>		
Current Period Gross Default	2.282.567,66 €	
Current Period Recoveries	- 1.560,44 €	
Current Period Net Default	2.284.128,10 €	
New Number of Defaulted Contracts		122
<b>Cumulative Default</b>		
Cumulative Gross Default	17.499.912,58 €	
Cumulative Recoveries	15.797,28 €	
Cumulative Net Losses	17.484.115,30 €	
Total Number of Defaulted Contracts		791

**Principal Deficiency Ledgers**

<b>Class A PDL Sub-Ledger</b>		
Class A PDL BoP	-	€
Class A Amount debited to the PDL	-	€
Class A Amount credited to the PDL	-	€
Class A PDL EoP	-	€
<b>Class B PDL Sub-Ledger</b>		
Class B PDL BoP	-	€
Class B Amount debited to the PDL	-	€
Class B Amount credited to the PDL	-	€
Class B PDL EoP	-	€
<b>Class C PDL Sub-Ledger</b>		
Class C PDL BoP	-	€
Class C Amount debited to the PDL	-	€
Class C Amount credited to the PDL	-	€
Class C PDL EoP	-	€
<b>Class D PDL Sub-Ledger</b>		
Class D PDL BoP	-	€
Class D Amount debited to the PDL	-	€
Class D Amount credited to the PDL	-	€
Class D PDL EoP	-	€
<b>Class E PDL Sub-Ledger</b>		
Class E PDL BoP	-	€
Class E Amount debited to the PDL	-	€
Class E Amount credited to the PDL	-	€
Class E PDL EoP	-	€
<b>Class F PDL Sub-Ledger</b>		
Class F PDL BoP	-	€
Class F Amount debited to the PDL	-	€
Class F Amount credited to the PDL	-	€
Class F PDL EoP	-	€
<b>OC PDL Sub-Ledger</b>		
OC PDL BoP	-	€
OC Amount debited to the PDL	2.282.567,66 €	
OC Amount credited to the PDL	2.282.567,66 €	
OC PDL EoP	-	€

**SC Germany Consumer 2023-1  
Monthly Investor Report**

Calculation Date	12.09.2024				
Payment Date	16.09.2024				
Period No	13				
Monthly Period	Sep 2024				
Interest Period	from	14.08.2024	to	16.09.2024	= 33 days
Collection Period	from	01.08.2024	to	31.08.2024	

**3.3 Defaults & Recoveries per period**



**Default/Recovery Data and Ratios**

3 Months Rolling Average Dynamic Net Loss Ratio % \* **0,30%**

Collection Period	Number of defaulted contracts	Defaults in collection period	cumulated Defaults since cut-off	cumulated amount of purchased receivables	Cumulated Default Ratio %	Recoveries in collection period	cumulated Recoveries since cut-off	cumulated net losses	cumulative net loss ratio %	Dynamic Net Loss Ratio
1	0	0,00 €	0,00 €	822.656.474,24 €	0,00%	0,00 €	0,00 €	0,00 €	0,00%	n/a
2	0	0,00 €	0,00 €	842.725.089,56 €	0,00%	0,00 €	0,00 €	0,00 €	0,00%	0,00%
3	6	277.861,92 €	277.861,92 €	862.443.185,16 €	0,03%	-741,14 €	-741,14 €	278.603,06 €	0,03%	0,03%
4	40	657.619,94 €	935.481,86 €	883.454.525,34 €	0,11%	-1.902,33 €	-2.643,47 €	938.125,33 €	0,11%	0,08%
5	74	874.440,48 €	1.809.922,34 €	900.750.896,41 €	0,20%	-4.553,34 €	-7.196,81 €	1.817.119,15 €	0,20%	0,11%
6	121	899.526,81 €	2.709.449,15 €	928.167.166,32 €	0,29%	-1.486,95 €	-8.683,76 €	2.718.132,91 €	0,29%	0,11%
7	199	1.864.992,84 €	4.574.441,99 €	954.063.794,46 €	0,48%	-3.874,74 €	-12.558,50 €	4.587.000,49 €	0,48%	0,23%
8	275	1.721.018,44 €	6.295.460,43 €	979.754.869,65 €	0,64%	-7.015,00 €	-19.573,50 €	6.315.033,93 €	0,64%	0,22%
9	370	2.055.289,17 €	8.350.749,60 €	1.007.180.295,11 €	0,83%	2.033,10 €	-17.540,40 €	8.368.290,00 €	0,83%	0,26%
10	454	1.963.230,39 €	10.313.979,99 €	1.032.429.513,09 €	1,00%	14.644,48 €	-2.895,92 €	10.316.875,91 €	1,00%	0,24%
11	560	2.496.297,40 €	12.810.277,39 €	1.058.468.346,57 €	1,21%	-9.644,29 €	-12.540,21 €	12.822.817,60 €	1,21%	0,31%
12	669	2.407.067,53 €	15.217.344,92 €	1.088.649.819,24 €	1,40%	29.897,93 €	17.357,72 €	15.199.987,20 €	1,40%	0,30%
13	791	2.282.567,66 €	17.499.912,58 €	1.088.649.819,24 €	1,61%	-1.560,44 €	15.797,28 €	17.484.115,30 €	1,61%	0,29%
14										
15										
16										
17										
18										
19										
20										
21										
22										
23										
24										
25										
26										
27										
28										
29										
30										
31										
32										
33										
34										
35										
36										
37										
38										
39										
40										
41										
42										
43										
44										
45										
46										
47										
48										
49										
50										
51										
52										
53										
54										
55										
56										
57										
58										
59										
60										
61										
62										
63										
64										
65										
66										
67										
68										
69										
70										
71										
72										
73										
74										
75										
76										
77										
78										
79										
80										

\* trigger applies for the first 25 Payment Dates following the end of the Replenishment Period



**SC Germany Consumer 2023-1  
Monthly Investor Report**

**4. Concentration Limits**



Calculation Date	12.09.2024	
Payment Date	16.09.2024	
Period No	13	
Monthly Period	Sep 2024	
Interest Period from	14.08.2024	to 16.09.2024 = 33 days
Collection Period from	01.08.2024	to 31.08.2024

**Current Transaction Status**

**Amortising**

**Portfolio Concentrations**

	Minimum-Trigger	Maximum-Trigger	Current Value	Trigger Breach
Average Yield (applicable for Total Portfolio)	7,30%	-	-	
Borrower Exposure (applicable for Total Portfolio)	-	200.000,00 €	-	
WA Remaining Term		85,00	-	

**Maximum-Trigger      Current Value      Trigger Breach**

**Purchase Shortfall Event**

Period before previous period		78.320.000,00 €	-	
Previous period		78.320.000,00 €	-	
Current period		78.320.000,00 €	-	

**Termination/Servicer Termination Event**

**Event of Default / Termination Event, as defined in the Interest Rate Swap**

**Sequential Payment Trigger Event**

Cumulative Net Loss Ratio				
- from the first Payment Date in Sep 2023 until (and including) the Payment Date in Aug 2024		2,00%		no
- from the Payment Date in Sep 2024 until (and including) the Payment Date in Aug 2025		3,50%		no
- from the Payment Date in Sep 2025 until (and including) the Payment Date in Aug 2026		4,25%	1,61%	no
- from the Payment Date in Sep 2026 onwards		5,00%		no
Debit balance PDL		16.000.000,00 €	- €	no
Aggregate Outstanding Portfolio Principal Amount is lower than 10 per cent of the Aggregate Outstanding Portfolio Principal Amount	10%		96,69%	no
Three Months Rolling Average Dynamic Net Loss Ratio *		0,42%	0,30%	no
Tax Call Redemption date				no
Regulatory Change Event Redemption Date				no
Termination Event or Servicer Termination Event				no

**Early Amortisation Event**

Cumulative Net Loss Ratio				
- prior to or on 31 July 2024		2,00%	-	
Purchase Shortfall Event				
Termination Event or Servicer Termination Event				
Event of Default / Termination Event, as defined in the Interest Rate Swap				
Any debit of OC PDL equal to or higher than 0.25% on two consecutive Payment Dates				
Previous period		0,25%	-	
Current period			-	

\* trigger applies for the first 25 Payment Dates following the end of the Replenishment Period

**SC Germany Consumer 2023-1  
Monthly Investor Report**

**5. Outstanding Notes**



Reporting Date	12.09.2024				
Payment Date	16.09.2024				
Period No	13				
Monthly Period	Sep 2024				
Interest Period from	14.08.2024	to	16.09.2024	=	33 days
Collection Period from	01.08.2024	to	31.08.2024		

1. Note Balance	All notes	Class A	Class B	Class C	Class D	Class E	Class F
<b>General Note Information</b>							
ISIN Code		XS2639842348	XS2639842694	XS2639843072	XS2639843403	XS2639843742	XS2639844047
Currency		EUR	EUR	EUR	EUR	EUR	EUR
Initial Tranching	in %	75,70%	5,00%	5,30%	5,20%	5,30%	1,40%
Legal Maturity		Sep 2037	Sep 2037	Sep 2037	Sep 2037	Sep 2037	Sep 2037
Expected Maturity		Sep 2034	Sep 2034	Sep 2034	Sep 2034	Sep 2034	Sep 2034
Original Rating (DBRS / Fitch / Moody's)		AAA (sf)/AAA (sf)/Aaa (sf)	AA (sf)/AA (sf)/Aa1 (sf)	A (high) (sf)/A (sf)/Aa3 (sf)	A (low) (sf)/BBB (sf)/Baa1 (sf)	BBB (low) (sf)/BB (sf)/Ba1 (sf)	BB (high) (sf)/BB (sf)/Ba3 (sf)
Current Rating (DBRS / Fitch / Moody's)*		AAA (sf)/AAA (sf)/Aaa (sf)	AA (sf)/AA (sf)/Aa1 (sf)	A (high) (sf)/A (sf)/Aa3 (sf)	A (low) (sf)/BBB (sf)/Baa1 (sf)	BBB (low) (sf)/BB (sf)/Ba1 (sf)	BB (high) (sf)/BB (sf)/Ba3 (sf)
Initial Notes Aggregate Principal Outstanding Balance	783.200.000 €	605.600.000,00 €	40.000.000,00 €	42.400.000,00 €	41.600.000,00 €	42.400.000,00 €	11.200.000,00 €
Initial Nominal per Note		100.000,00 €	100.000,00 €	100.000,00 €	100.000,00 €	100.000,00 €	100.000,00 €
Initial Number of Notes per Class		6.056	400	424	416	424	112
<b>Current Note Information</b>							
Class Principal Outstanding Balance Beginning of Period	779.840.000,00 €	605.600.000,00 €	40.000.000,00 €	42.400.000,00 €	41.600.000,00 €	42.400.000,00 €	7.840.000,00 €
Replenishment	- €						
Amortisation	26.506.079,60 €						
Redemption per Class		20.792.852,08 €	1.373.372,00 €	1.455.774,32 €	1.428.306,88 €	1.455.774,32 €	- €
Redemption per Note		3.433,43 €	3.433,43 €	3.433,43 €	3.433,43 €	3.433,43 €	- €
Class Principal Outstanding Balance End of Period	753.333.920,40 €	584.807.147,92 €	38.626.628,00 €	40.944.225,68 €	40.171.693,12 €	40.944.225,68 €	7.840.000,00 €
Current Tranching		77,6%	5,1%	5,4%	5,3%	5,4%	1,0%
Current Pool Factor	0,96	0,97	0,97	0,97	0,97	0,97	0,70

2. Payments to Investors per Note	All notes	Class A	Class B	Class C	Class D	Class E	Class F
Interest Rate Basis: 1 M-Euribor / Fixed / Floating	3,620%	1mE+72bp	1mE+155bp	1mE+270bp	1mE+415bp	1mE+675bp	1mE+875bp
DayCount Convention		act/360	act/360	act/360	act/360	act/360	act/360
Interest Days	31						
Principal Outstanding per Note Beginning of Period		100.000,00 €	100.000,00 €	100.000,00 €	100.000,00 €	100.000,00 €	70.000,00 €
Class F only: Accrued Target Amortisation Amounts							35.000,00 €
> Principal Repayment per Note		3.433,43 €	3.433,43 €	3.433,43 €	3.433,43 €	3.433,43 €	- €
Principal Outstanding per Note End of Period		96.566,57 €	96.566,57 €	96.566,57 €	96.566,57 €	96.566,57 €	70.000,00 €
> Interest accrued for the period	-	2.412.044,24 €	189.752,00 €	245.830,96 €	296.487,36 €	403.240,96 €	88.934,72 €
Interest Payment		2.412.044,24 €	189.752,00 €	245.830,96 €	296.487,36 €	403.240,96 €	88.934,72 €
Interest Payment per Note		398,29 €	474,38 €	579,79 €	712,71 €	951,04 €	794,06 €

3. Credit Enhancements	Class A	Class B	Class C	Class D	Class E	Class F
Initial total CE (Subordination, Reserve)	25,77%	20,77%	15,47%	10,27%	4,97%	3,57%
Current CE	25,56%	20,57%	15,27%	10,08%	4,79%	3,77%

\* Last rating action as of 24.08.2023

**SC Germany Consumer 2023-1  
Monthly Investor Report**

**6. Original Principal Balance**



Calculation Date	12.09.2024			
Payment Date	16.09.2024			
Period No	13			
Monthly Period	Sep 2024			
Interest Period	from	14.08.2024	to	16.09.2024 = 33 days
Collection Period	from	01.08.2024	to	31.08.2024

Original Principal Balance (Ranges in EUR)	Original Principal Balance in EUR	Percentage of Total Balance	Number of Loans	Percentage of Total Loans
0: 1999	1.384.966,92	0,15%	1.052	2,17%
2000: 3999	10.718.695,11	1,13%	3.783	7,81%
4000: 5999	23.488.055,15	2,47%	4.799	9,91%
6000: 7999	30.072.779,37	3,16%	4.345	8,97%
8000: 9999	27.103.223,41	2,85%	3.076	6,35%
10000: 11999	43.978.686,39	4,63%	4.143	8,55%
12000: 13999	33.550.296,28	3,53%	2.610	5,39%
14000: 15999	41.554.888,91	4,37%	2.759	5,70%
16000: 17999	30.834.937,51	3,24%	1.819	3,76%
18000: 19999	31.984.704,80	3,36%	1.694	3,50%
20000: 21999	50.186.505,89	5,28%	2.426	5,01%
22000: 23999	30.445.830,15	3,20%	1.327	2,74%
24000: 25999	39.089.830,61	4,11%	1.570	3,24%
26000: 27999	35.177.648,13	3,70%	1.312	2,71%
28000: 29999	28.987.318,62	3,05%	1.003	2,07%
30000: 31999	43.410.533,31	4,57%	1.413	2,92%
32000: 33999	27.104.383,07	2,85%	823	1,70%
34000: 35999	30.645.239,82	3,22%	877	1,81%
36000: 37999	28.522.843,63	3,00%	773	1,60%
38000: 39999	23.025.638,91	2,42%	591	1,22%
40000: 41999	37.122.739,26	3,91%	909	1,88%
42000: 43999	22.503.621,82	2,37%	524	1,08%
44000: 45999	23.818.167,38	2,51%	530	1,09%
46000: 47999	19.481.690,87	2,05%	415	0,86%
48000: 49999	18.244.989,55	1,92%	373	0,77%
50000: 51999	28.290.946,22	2,98%	561	1,16%
52000: 53999	19.855.712,40	2,09%	376	0,78%
54000: 55999	16.773.803,54	1,76%	305	0,63%
56000: 57999	14.179.741,56	1,49%	249	0,51%
58000: 59999	10.655.386,23	1,12%	181	0,37%
60000: 61999	17.630.484,61	1,85%	291	0,60%
62000: 63999	12.452.273,02	1,31%	198	0,41%
64000: 65999	11.888.535,26	1,25%	183	0,38%
66000: 67999	7.582.572,96	0,80%	113	0,23%
68000: 69999	9.237.687,38	0,97%	134	0,28%
70000: 71999	9.329.378,45	0,98%	132	0,27%
72000: 73999	9.412.616,89	0,99%	129	0,27%
74000: 75999	15.214.640,96	1,60%	203	0,42%
76000: 77999	6.098.033,29	0,64%	79	0,16%
78000: 79999	8.889.328,53	0,94%	113	0,23%
80000: 81999	4.694.770,21	0,49%	58	0,12%
82000: 83999	4.400.150,28	0,46%	53	0,11%
84000: 85999	3.488.922,54	0,37%	41	0,08%
86000: 87999	1.997.247,33	0,21%	23	0,05%
88000: 89999	1.689.226,97	0,18%	19	0,04%
90000: 91999	1.090.265,14	0,11%	12	0,02%
92000: 93999	279.422,80	0,03%	3	0,01%
94000: 95999	758.393,99	0,08%	8	0,02%
96000: 97999	96.459,59	0,01%	1	0,00%
98000: 99999	198.134,50	0,02%	2	0,00%
100000:	2.009.417,20	0,21%	18	0,04%
<b>Total</b>	<b>950.631.766,72</b>	<b>100,00%</b>	<b>48.431</b>	<b>100,00%</b>

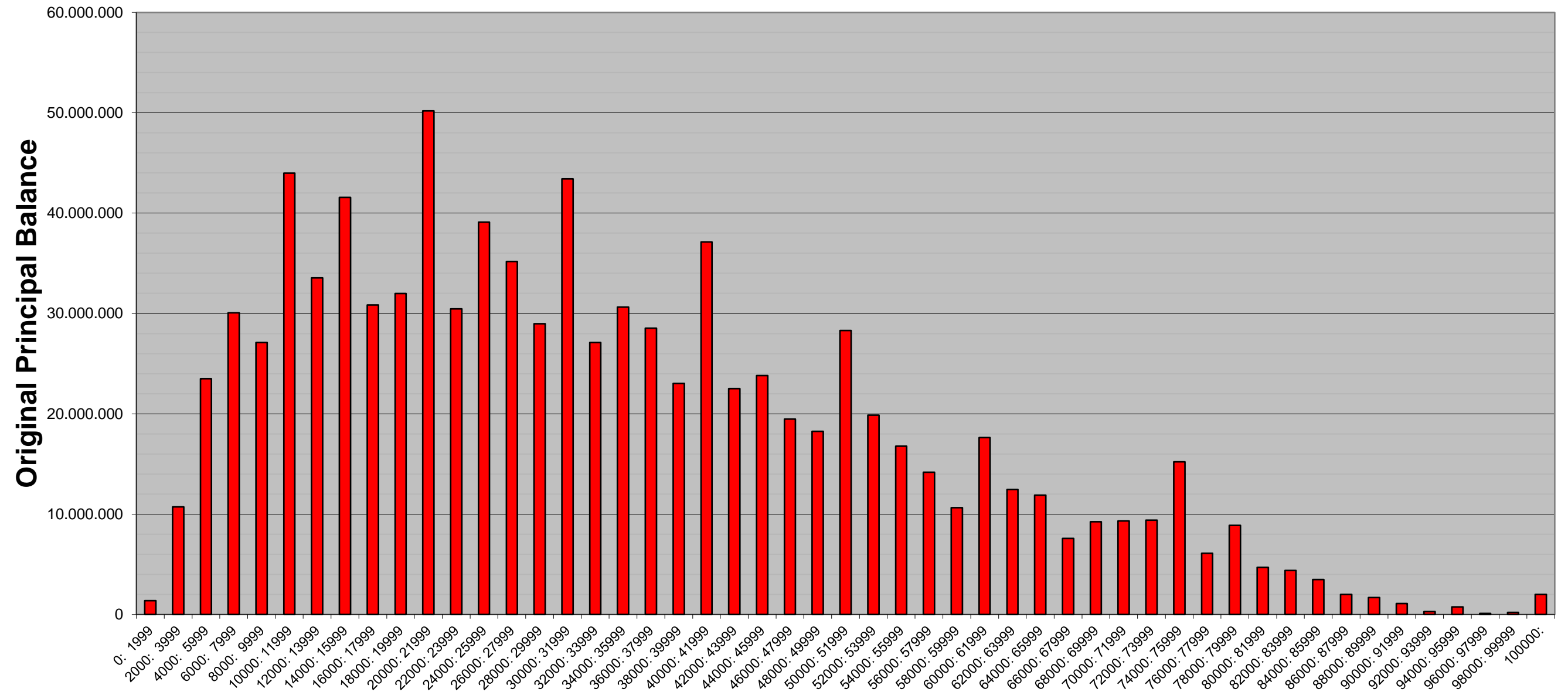
Statistics in EUR	
Average Amount	19.628,58



**SC Germany Consumer 2023-1  
Monthly Investor Report**

**6.1 Original PB (Graph)**

Calculation Date	12.09.2024				
Payment Date	16.09.2024				
Period No	13				
Monthly Period	Sep 2024				
Interest Period	from	14.08.2024	to	16.09.2024	= 33 days
Collection Period	from	01.08.2024	to	31.08.2024	



**SC Germany Consumer 2023-1  
Monthly Investor Report**

**7. Current Principal Balance**



Calculation Date	12.09.2024	
Payment Date	16.09.2024	
Period No	13	
Monthly Period	Sep 2024	
Interest Period	from 14.08.2024	to 16.09.2024 = 33 days
Collection Period	from 01.08.2024	to 31.08.2024

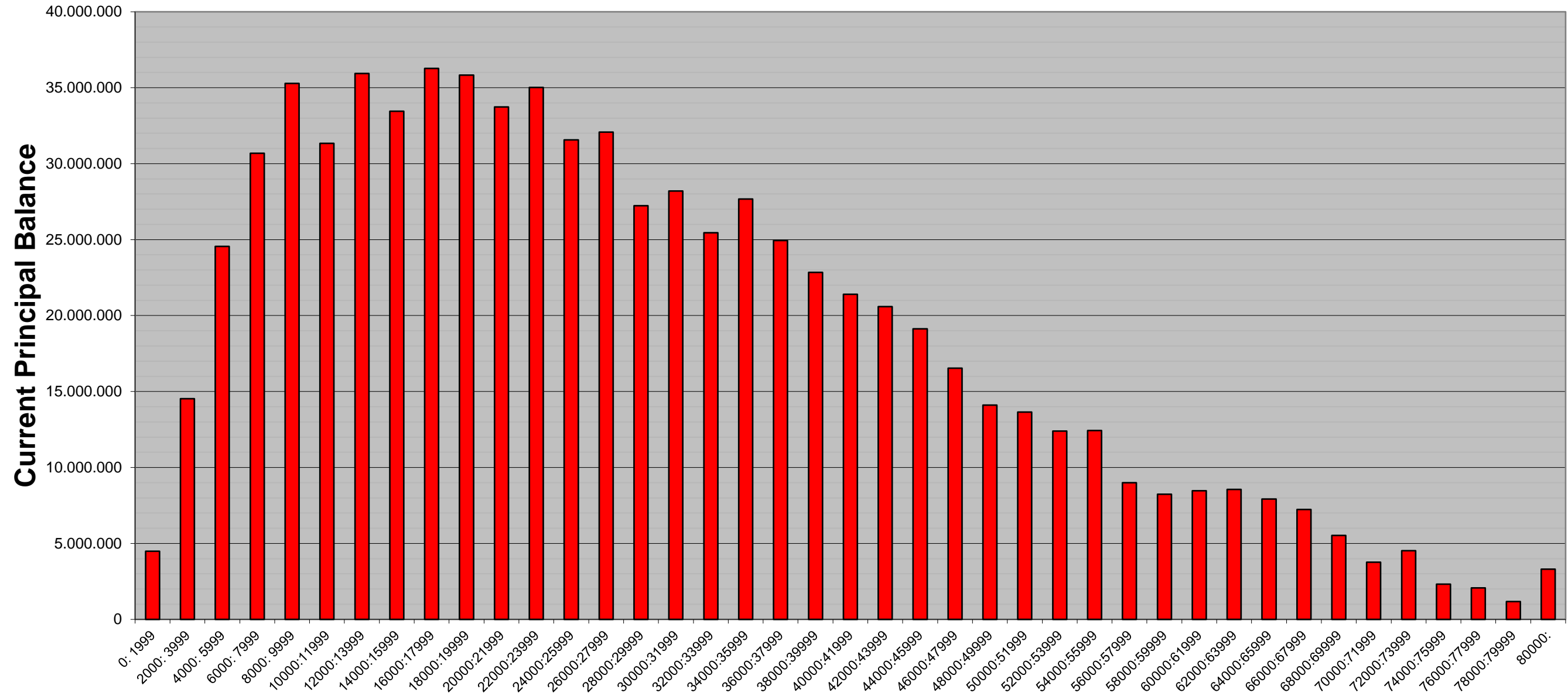
Current Principal Balance (Ranges in EUR)	Current Principal Balance in EUR	Percentage of Total Balance	Number of Loans	Percentage of Total Loans
0: 1999	4.483.596,34	0,58%	4.279	8,84%
2000: 3999	14.532.863,60	1,88%	4.813	9,94%
4000: 5999	24.558.477,99	3,18%	4.973	10,27%
6000: 7999	30.687.849,05	3,97%	4.399	9,08%
8000: 9999	35.290.075,38	4,56%	3.940	8,14%
10000:11999	31.337.432,60	4,05%	2.856	5,90%
12000:13999	35.937.906,07	4,65%	2.764	5,71%
14000:15999	33.454.694,17	4,33%	2.230	4,60%
16000:17999	36.263.793,06	4,69%	2.130	4,40%
18000:19999	35.827.495,76	4,63%	1.889	3,90%
20000:21999	33.740.300,57	4,36%	1.606	3,32%
22000:23999	35.025.241,62	4,53%	1.527	3,15%
24000:25999	31.568.317,64	4,08%	1.262	2,61%
26000:27999	32.081.542,96	4,15%	1.189	2,46%
28000:29999	27.228.567,44	3,52%	939	1,94%
30000:31999	28.194.035,47	3,65%	909	1,88%
32000:33999	25.446.323,53	3,29%	771	1,59%
34000:35999	27.678.506,48	3,58%	791	1,63%
36000:37999	24.933.863,56	3,22%	674	1,39%
38000:39999	22.842.964,77	2,95%	586	1,21%
40000:41999	21.407.463,07	2,77%	522	1,08%
42000:43999	20.593.020,94	2,66%	479	0,99%
44000:45999	19.133.119,89	2,47%	426	0,88%
46000:47999	16.534.990,38	2,14%	352	0,73%
48000:49999	14.100.862,39	1,82%	288	0,59%
50000:51999	13.648.965,03	1,76%	268	0,55%
52000:53999	12.397.396,37	1,60%	234	0,48%
54000:55999	12.435.497,02	1,61%	226	0,47%
56000:57999	8.995.287,47	1,16%	158	0,33%
58000:59999	8.243.756,18	1,07%	140	0,29%
60000:61999	8.472.785,70	1,10%	139	0,29%
62000:63999	8.561.990,76	1,11%	136	0,28%
64000:65999	7.928.734,29	1,03%	122	0,25%
66000:67999	7.232.614,97	0,94%	108	0,22%
68000:69999	5.517.072,03	0,71%	80	0,17%
70000:71999	3.765.460,63	0,49%	53	0,11%
72000:73999	4.527.658,48	0,59%	62	0,13%
74000:75999	2.320.090,87	0,30%	31	0,06%
76000:77999	2.076.950,19	0,27%	27	0,06%
78000:79999	1.180.471,77	0,15%	15	0,03%
80000:	3.305.816,00	0,43%	38	0,08%
<b>Total</b>	<b>773.493.852,49</b>	<b>100,00%</b>	<b>48.431</b>	<b>100,00%</b>

Statistics	in EUR
Average Amount	15.971,05

**SC Germany Consumer 2023-1  
Monthly Investor Report**

**7.1 Current PB (Graph)**

Calculation Date	12.09.2024				
Payment Date	16.09.2024				
Period No	13				
Monthly Period	Sep 2024				
Interest Period	from	14.08.2024	to	16.09.2024	= 33 days
Collection Period	from	01.08.2024	to	31.08.2024	





**SC Germany Consumer 2023-1  
Monthly Investor Report**

**8. Borrower Concentration**



Calculation Date			12.09.2024			
Payment Date			16.09.2024			
Period No			13			
Monthly Period			Sep 2024			
Interest Period	from	14.08.2024	to	16.09.2024	=	33 days
Collection Period	from	01.08.2024	to	31.08.2024		

No	Current Principal Balance in EUR	Percentage of Total Balance	Number of Loans
1	115.750,26	0,0150%	1
2	110.696,85	0,0143%	1
3	98.702,47	0,0128%	1
4	98.528,74	0,0127%	1
5	95.517,99	0,0123%	1
6	93.704,90	0,0121%	1
7	92.713,33	0,0120%	1
8	91.407,77	0,0118%	1
9	89.760,91	0,0116%	1
10	88.997,02	0,0115%	1
11	88.961,07	0,0115%	2
12	87.551,46	0,0113%	1
13	87.544,25	0,0113%	1
14	87.441,97	0,0113%	1
15	86.891,55	0,0112%	1
16	86.725,05	0,0112%	1
17	85.250,16	0,0110%	2
18	84.891,33	0,0110%	1
19	84.846,93	0,0110%	1
20	84.745,76	0,0110%	1
21	84.415,80	0,0109%	1
22	83.855,61	0,0108%	1
23	83.800,26	0,0108%	1
24	83.415,19	0,0108%	1
25	83.409,45	0,0108%	1
	<b>2.259.526,08</b>	<b>0,2921%</b>	<b>27</b>

**SC Germany Consumer 2023-1  
Monthly Investor Report**

**9. Geographical Distribution**



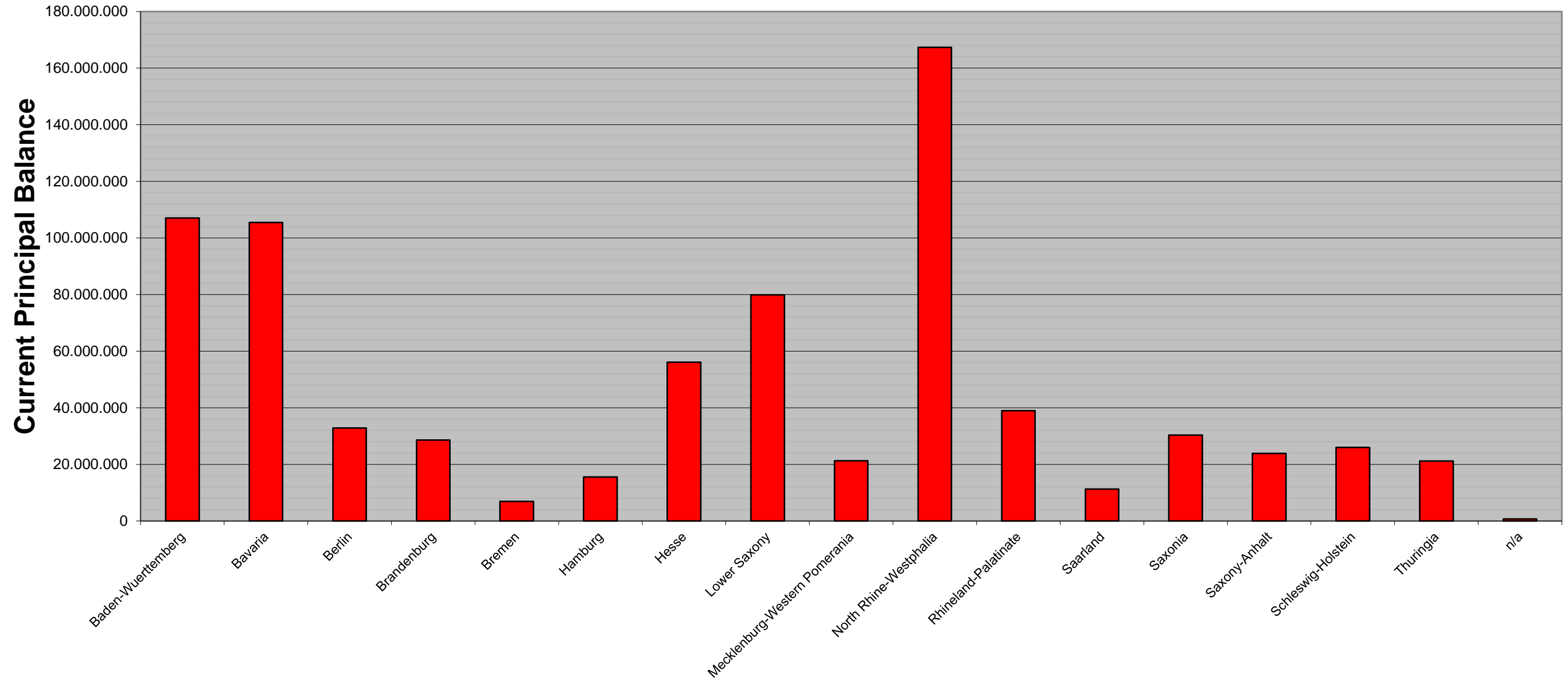
Calculation Date			12.09.2024			
Payment Date			16.09.2024			
Period No			13			
Monthly Period			Sep 2024			
Interest Period	from	14.08.2024	to	16.09.2024	=	33 days
Collection Period	from	01.08.2024	to	31.08.2024		

<i>State</i>	<i>Current Principal Balance in EUR</i>	<i>Percentage of Total Balance</i>	<i>Number of Loans</i>	<i>Percentage of Total Loans</i>
Baden-Wuerttemberg	107.049.653,46	13,84%	6.190	12,78%
Bavaria	105.441.926,53	13,63%	6.389	13,19%
Berlin	32.841.920,60	4,25%	1.936	4,00%
Brandenburg	28.613.356,02	3,70%	1.916	3,96%
Bremen	6.961.176,17	0,90%	422	0,87%
Hamburg	15.523.039,90	2,01%	919	1,90%
Hesse	56.126.771,34	7,26%	3.381	6,98%
Lower Saxony	79.931.114,60	10,33%	4.994	10,31%
Mecklenburg-Western Pomerania	21.273.852,51	2,75%	1.407	2,91%
North Rhine-Westphalia	167.372.177,30	21,64%	10.672	22,04%
Rhineland-Palatinate	38.928.816,68	5,03%	2.445	5,05%
Saarland	11.290.838,31	1,46%	729	1,51%
Saxonia	30.365.174,67	3,93%	2.154	4,45%
Saxony-Anhalt	23.874.489,82	3,09%	1.680	3,47%
Schleswig-Holstein	25.967.259,13	3,36%	1.747	3,61%
Thuringia	21.191.659,51	2,74%	1.407	2,91%
n/a	740.625,94	0,10%	43	0,09%
<b>Total</b>	<b>773.493.852,49</b>	<b>100,00%</b>	<b>48.431</b>	<b>100,00%</b>

**SC Germany Consumer 2023-1  
Monthly Investor Report**

**9.1 Geographical Distribution (Graph)**

Calculation Date			12.09.2024		
Payment Date			16.09.2024		
Period No			13		
Monthly Period			Sep 2024		
Interest Period	from	14.08.2024	to	16.09.2024	= 33 days
Collection Period	from	01.08.2024	to	31.08.2024	





**SC Germany Consumer 2023-1  
Monthly Investor Report**

**10. Collateral**



Calculation Date		12.09.2024				
Payment Date		16.09.2024				
Period No		13				
Monthly Period		Sep 2024				
Interest Period	from	14.08.2024	to	16.09.2024	=	33 days
Collection Period	from	01.08.2024	to	31.08.2024		

<i>Collateral</i>	<i>Current Principal Balance in EUR</i>	<i>Percentage of Total Balance</i>	<i>Number of Loans</i>	<i>Percentage of Total Loans</i>
secured	8.853.203,65	1,14%	282	0,58%
unsecured	764.640.648,84	98,86%	48.149	99,42%
<b>Total</b>	<b>773.493.852,49</b>	<b>100,00%</b>	<b>48.431</b>	<b>100,00%</b>

**SC Germany Consumer 2023-1  
Monthly Investor Report**

**11. Insurances**



Calculation Date		12.09.2024				
Payment Date		16.09.2024				
Period No		13				
Monthly Period		Sep 2024				
Interest Period	from	14.08.2024	to	16.09.2024	=	33 days
Collection Period	from	01.08.2024	to	31.08.2024		

<i>Payment Protection Insurance</i>	<i>Current Principal Balance in EUR</i>	<i>Percentage of Total Balance</i>	<i>Number of Loans</i>	<i>Percentage of Total Loans</i>
No	240.966.440,46	31,15%	18.483	38,16%
Yes	532.527.412,03	68,85%	29.948	61,84%
<b>Total</b>	<b>773.493.852,49</b>	<b>100,00%</b>	<b>48.431</b>	<b>100,00%</b>

**SC Germany Consumer 2023-1  
Monthly Investor Report**

**12. Payment Methods**



Calculation Date			12.09.2024			
Payment Date			16.09.2024			
Period No			13			
Monthly Period			Sep 2024			
Interest Period	from	14.08.2024	to	16.09.2024	=	33 days
Collection Period	from	01.08.2024	to	31.08.2024		

<i>Payment Method</i>	<i>Current Principal Balance in EUR</i>	<i>Percentage of Total Balance</i>	<i>Number of Loans</i>	<i>Percentage of Total Loans</i>
Direct Debit	753.203.020,92	97,38%	47.251	97,56%
Other	20.290.831,57	2,62%	1.180	2,44%
<b>Total</b>	<b>773.493.852,49</b>	<b>100,00%</b>	<b>48.431</b>	<b>100,00%</b>

<i>Cycle of Payment</i>	<i>Current Principal Balance in EUR</i>	<i>Percentage of Total Balance</i>	<i>Number of Loans</i>	<i>Percentage of Total Loans</i>
15th of month	192.023.007,08	24,83%	12.233	25,26%
1st of month	581.470.845,41	75,17%	36.198	74,74%
<b>Total</b>	<b>773.493.852,49</b>	<b>100,00%</b>	<b>48.431</b>	<b>100,00%</b>



**SC Germany Consumer 2023-1  
Monthly Investor Report**

**13. Effective Interest Rate**



Calculation Date			12.09.2024			
Payment Date			16.09.2024			
Period No			13			
Monthly Period			Sep 2024			
Interest Period	from	14.08.2024	to	16.09.2024	=	33 days
Collection Period	from	01.08.2024	to	31.08.2024		

Yield Range *	Current Principal Balance in EUR	Percentage of Total Balance	Number of Loans	Percentage of Total Loans
0: 0	31.533,60	0,00%	38	0,08%
1: 1	2.453.076,02	0,32%	334	0,69%
2: 2	27.356.539,10	3,54%	2.267	4,68%
3: 3	20.927.276,07	2,71%	1.575	3,25%
4: 4	40.047.501,34	5,18%	2.547	5,26%
5: 5	75.282.699,50	9,73%	4.104	8,47%
6: 6	104.219.918,78	13,47%	5.814	12,00%
7: 7	160.842.255,67	20,79%	9.524	19,67%
8: 8	185.803.261,28	24,02%	10.638	21,97%
9: 9	100.911.102,65	13,05%	7.167	14,80%
10:10	36.592.494,74	4,73%	2.669	5,51%
11:11	13.299.687,89	1,72%	1.145	2,36%
12:12	3.693.009,92	0,48%	327	0,68%
13:	2.033.495,93	0,26%	282	0,58%
<b>Total</b>	<b>773.493.852,49</b>	<b>100,00%</b>	<b>48.431</b>	<b>100,00%</b>

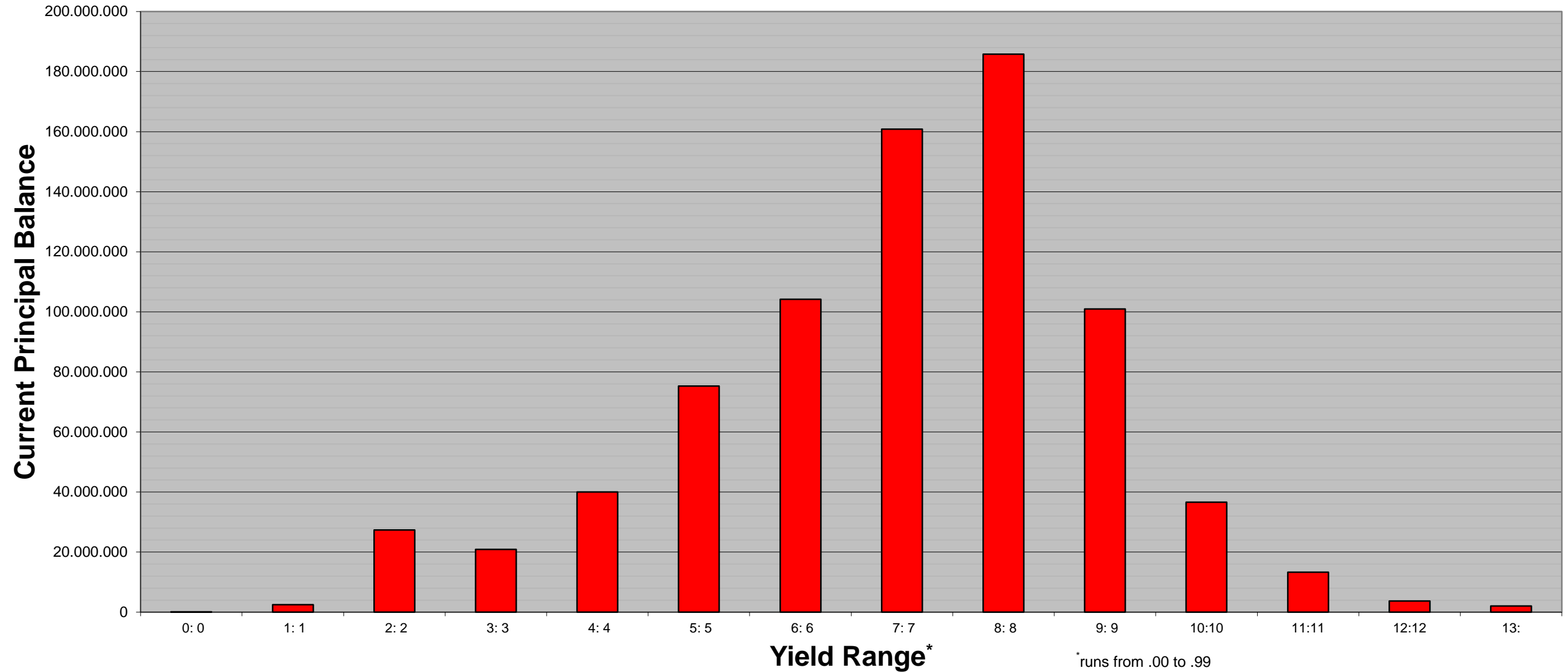
Statistics		in %
WA Interest		7,72%

\* runs from .00 to .99

**SC Germany Consumer 2023-1  
Monthly Investor Report**

**13.1 Effective Interest Rate (Graph)**

Calculation Date			12.09.2024			
Payment Date			16.09.2024			
Period No			13			
Monthly Period			Sep 2024			
Interest Period	from	14.08.2024	to	16.09.2024	=	33 days
Collection Period	from	01.08.2024	to	31.08.2024		



**SC Germany Consumer 2023-1  
Monthly Investor Report**

**14. Seasoning**



Calculation Date			12.09.2024		
Payment Date			16.09.2024		
Period No			13		
Monthly Period			Sep 2024		
Interest Period	from	14.08.2024	to	16.09.2024	= 33 days
Collection Period	from	01.08.2024	to	31.08.2024	

Seasoning in Months	Current Principal Balance in EUR	Percentage of Total Balance	Number of Loans	Percentage of Total Loans
0: 2	647.852,37	0,08%	34	0,07%
3: 5	49.782.819,13	6,44%	3.022	6,24%
6: 8	21.504.850,75	2,78%	1.405	2,90%
9:11	31.996.642,17	4,14%	2.369	4,89%
12:14	69.701.932,92	9,01%	4.579	9,45%
15:17	218.470.840,45	28,24%	12.766	26,36%
18:20	134.971.997,55	17,45%	7.791	16,09%
21:23	88.368.293,17	11,42%	5.468	11,29%
24:26	68.055.938,84	8,80%	4.508	9,31%
27:29	44.185.395,96	5,71%	2.777	5,73%
30:32	23.963.922,72	3,10%	1.742	3,60%
33:35	14.339.970,68	1,85%	1.245	2,57%
36:38	2.827.093,05	0,37%	263	0,54%
39:41	2.040.201,07	0,26%	150	0,31%
42:44	1.188.662,75	0,15%	105	0,22%
45:47	785.913,96	0,10%	89	0,18%
48:50	197.646,99	0,03%	20	0,04%
51:53	118.850,28	0,02%	21	0,04%
54:56	113.176,72	0,01%	21	0,04%
57:59	73.888,85	0,01%	16	0,03%
60:62	24.922,84	0,00%	7	0,01%
63:65	68.928,96	0,01%	12	0,02%
66:68	22.489,22	0,00%	6	0,01%
69:71	29.402,88	0,00%	3	0,01%
72:74	1.032,94	0,00%	1	0,00%
75:77	3.205,46	0,00%	3	0,01%
78:80	1.414,24	0,00%	3	0,01%
81:	6.565,57	0,00%	5	0,01%
<b>Total</b>	<b>773.493.852,49</b>	<b>100,00%</b>	<b>48.431</b>	<b>100,00%</b>

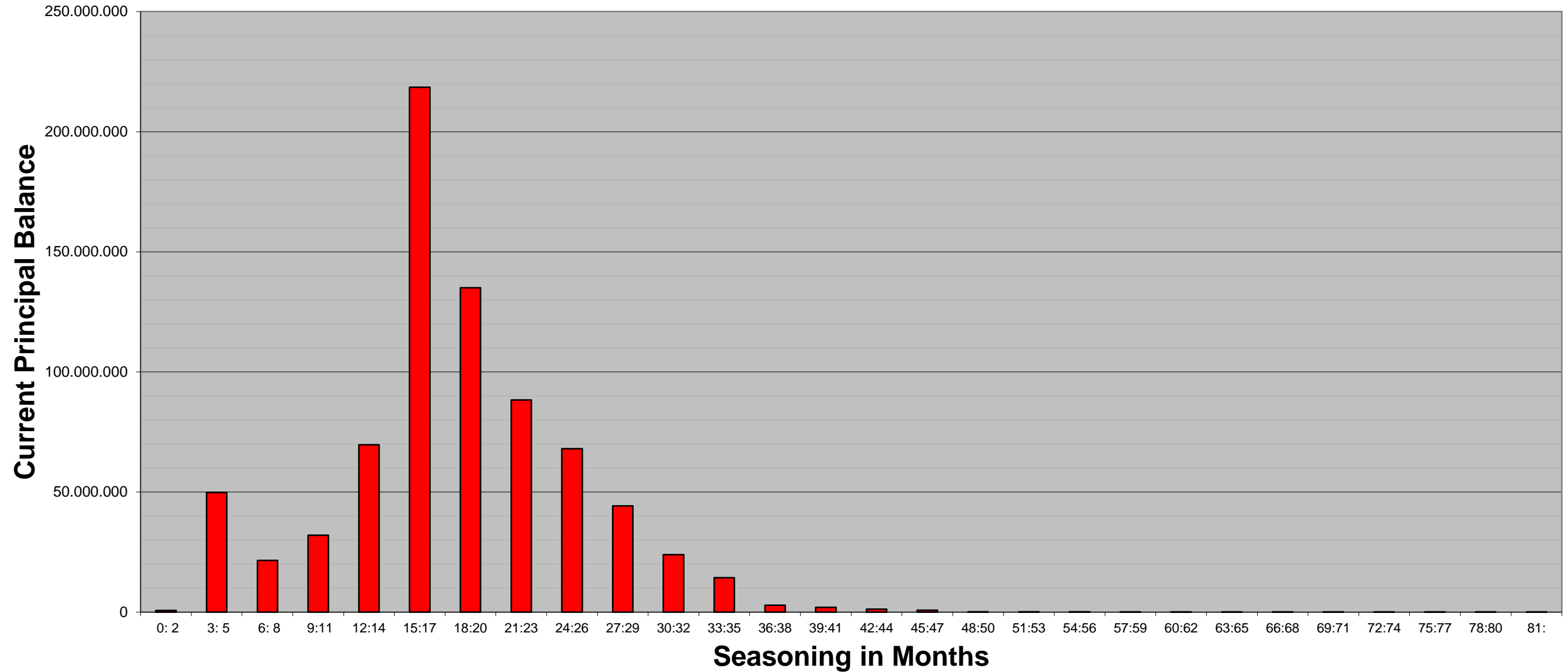
**Statistics**

WA Seasoning	18,09
--------------	-------

**SC Germany Consumer 2023-1  
Monthly Investor Report**

**14.1 Seasoning (Graph)**

Calculation Date			12.09.2024		
Payment Date			16.09.2024		
Period No			13		
Monthly Period			Sep 2024		
Interest Period	from	14.08.2024	to	16.09.2024	= 33 days
Collection Period	from	01.08.2024	to	31.08.2024	



**SC Germany Consumer 2023-1  
Monthly Investor Report**

**15. Remaining Term**



Calculation Date			12.09.2024			
Payment Date			16.09.2024			
Period No			13			
Monthly Period			Sep 2024			
Interest Period	from	14.08.2024	to	16.09.2024	=	33 days
Collection Period	from	01.08.2024	to	31.08.2024		

Remaining Term in Months	Current Principal Balance in EUR	Percentage of Total Balance	Number of Loans	Percentage of Total Loans
0: 6	777.893,58	0,10%	1.206	2,49%
7: 13	2.679.864,40	0,35%	1.410	2,91%
14: 20	5.349.768,69	0,69%	1.635	3,38%
21: 27	8.413.734,87	1,09%	1.871	3,86%
28: 34	13.945.549,88	1,80%	2.267	4,68%
35: 41	14.185.531,98	1,83%	1.758	3,63%
42: 48	23.322.067,48	3,02%	2.478	5,12%
49: 55	24.399.104,16	3,15%	2.125	4,39%
56: 62	42.903.701,32	5,55%	3.286	6,78%
63: 69	78.058.354,29	10,09%	4.632	9,56%
70: 76	145.312.847,59	18,79%	7.179	14,82%
77: 83	280.595.061,10	36,28%	12.566	25,95%
84: 90	87.799.919,00	11,35%	3.998	8,26%
91: 97	45.717.190,30	5,91%	2.019	4,17%
98:	33.263,85	0,00%	1	0,00%
<b>Total</b>	<b>773.493.852,49</b>	<b>100,00%</b>	<b>48.431</b>	<b>100,00%</b>

**Statistics**

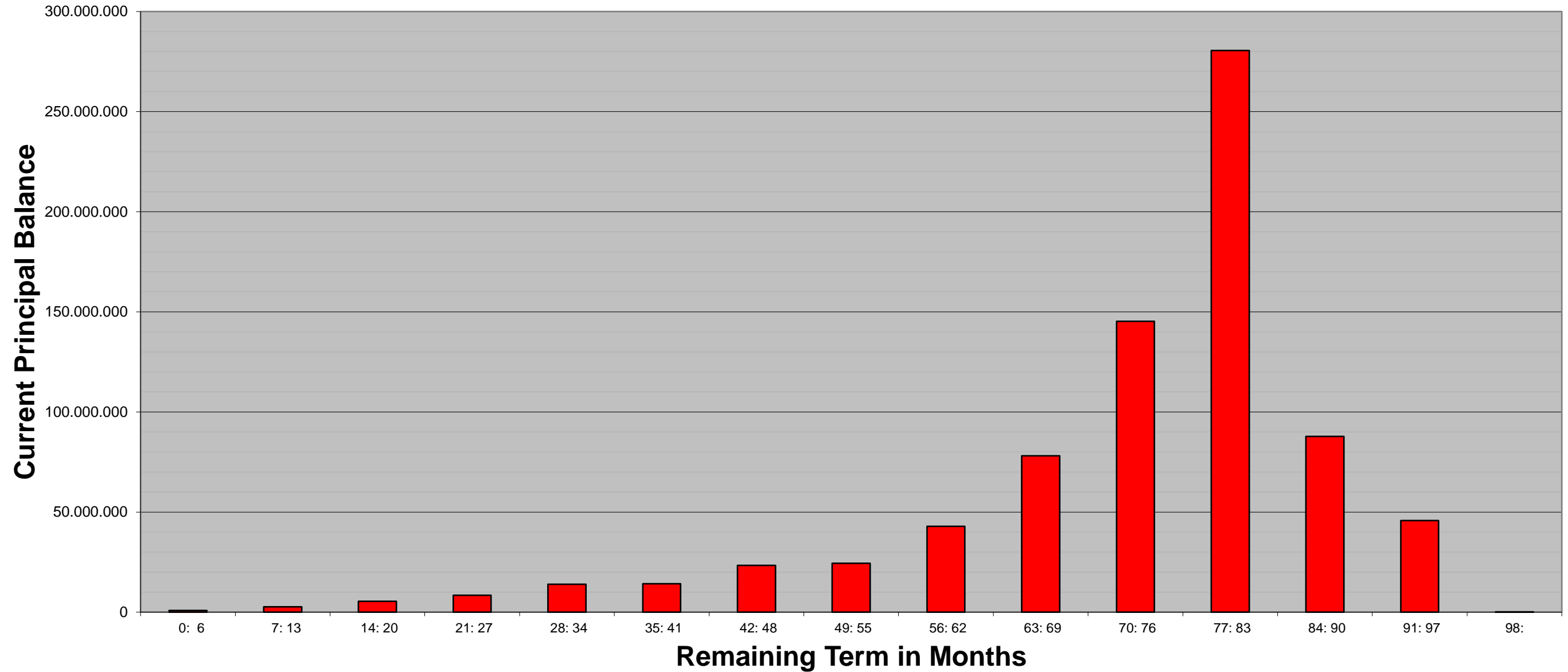
WA Remaining Term	72,83
-------------------	-------



**SC Germany Consumer 2023-1  
Monthly Investor Report**

**15.1 Remaining Term (Graph)**

Calculation Date			12.09.2024		
Payment Date			16.09.2024		
Period No			13		
Monthly Period			Sep 2024		
Interest Period	from	14.08.2024	to	16.09.2024	= 33 days
Collection Period	from	01.08.2024	to	31.08.2024	



**SC Germany Consumer 2023-1  
Monthly Investor Report**

**16. Original Term**



Calculation Date			12.09.2024			
Payment Date			16.09.2024			
Period No			13			
Monthly Period			Sep 2024			
Interest Period	from	14.08.2024	to	16.09.2024	=	33 days
Collection Period	from	01.08.2024	to	31.08.2024		

<i>Original Term in Months</i>	<i>Current Principal Balance in EUR</i>	<i>Percentage of Total Balance</i>	<i>Number of Loans</i>	<i>Percentage of Total Loans</i>
0: 13	198.332,15	0,03%	184	0,38%
14: 20	462.762,86	0,06%	459	0,95%
21: 27	2.476.373,66	0,32%	1.394	2,88%
28: 34	1.042.438,18	0,13%	328	0,68%
35: 41	8.656.719,73	1,12%	2.514	5,19%
42: 48	3.411.778,81	0,44%	538	1,11%
49: 55	17.650.413,40	2,28%	3.195	6,60%
56: 62	27.615.421,63	3,57%	3.358	6,93%
63: 69	7.314.773,43	0,95%	630	1,30%
70: 76	33.380.417,11	4,32%	2.931	6,05%
77: 83	11.560.614,69	1,49%	657	1,36%
84: 90	86.046.433,57	11,12%	6.307	13,02%
91: 97	412.777.089,79	53,37%	19.597	40,46%
98:104	155.541.596,23	20,11%	6.174	12,75%
105:111	5.185.384,06	0,67%	161	0,33%
112:	173.303,19	0,02%	4	0,01%
<b>Total</b>	<b>773.493.852,49</b>	<b>100,00%</b>	<b>48.431</b>	<b>100,00%</b>

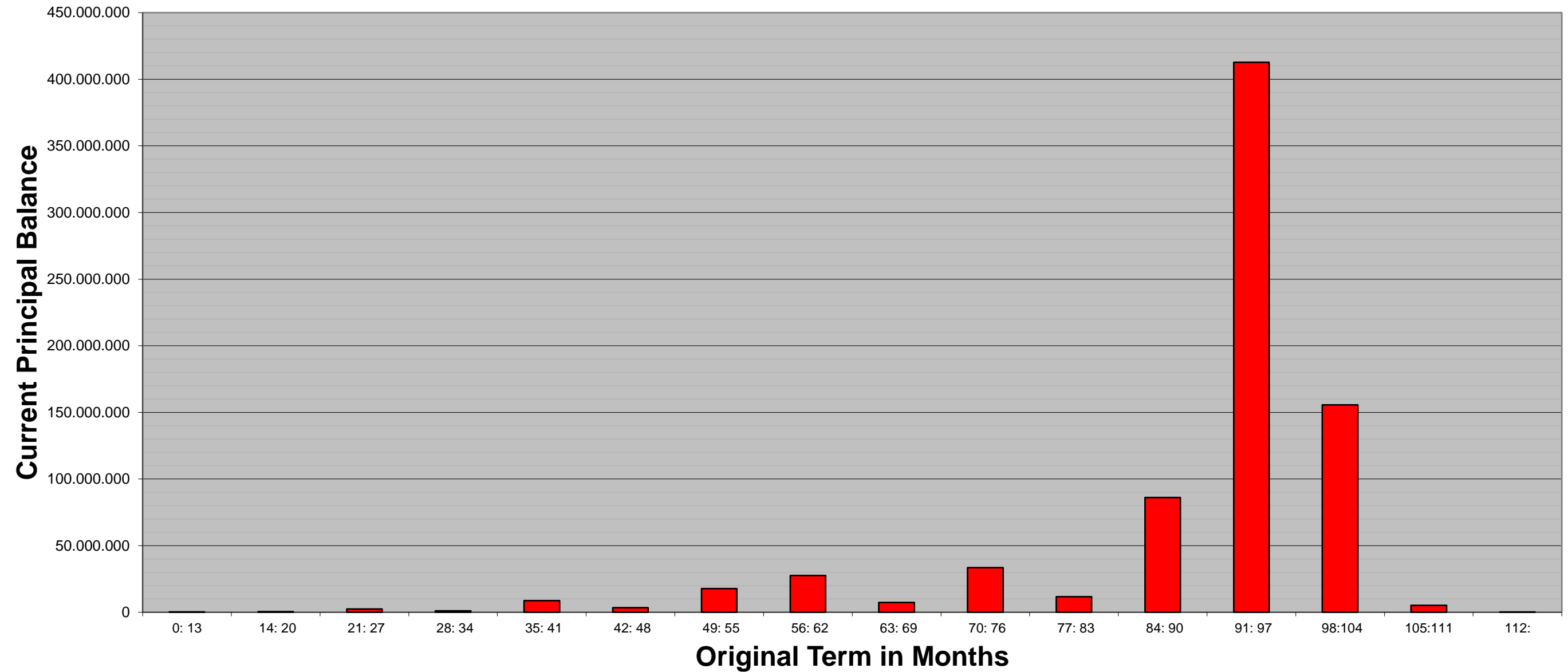
**Statistics**

WA Original Term	90,92
------------------	-------

**SC Germany Consumer 2023-1  
Monthly Investor Report**

**16.1 Original Term (Graph)**

Calculation Date			12.09.2024		
Payment Date			16.09.2024		
Period No			13		
Monthly Period			Sep 2024		
Interest Period	from	14.08.2024	to	16.09.2024	= 33 days
Collection Period	from	01.08.2024	to	31.08.2024	



**SC Germany Consumer 2023-1  
Monthly Investor Report**

**17. Loan Concentration**



Calculation Date			12.09.2024			
Payment Date			16.09.2024			
Period No			13			
Monthly Period			Sep 2024			
Interest Period	from	14.08.2024	to	16.09.2024	=	33 days
Collection Period	from	01.08.2024	to	31.08.2024		

<i>Loan Concentration</i>	<i>Current Principal Balance in EUR</i>	<i>Percentage of Total Balance</i>	<i>Number of Loans</i>	<i>Percentage of Total Loans</i>	<i>Number of Debtors</i>	<i>Percentage of Total Debtors</i>
1: 1	761.219.938,53	98,41%	47.344	97,76%	47.344	98,87%
2: 2	12.105.044,11	1,56%	1.060	2,19%	530	1,11%
3: 3	168.869,85	0,02%	27	0,06%	9	0,02%
4: 4	0,00	0,00%	0	0,00%	0	0,00%
5: 5	0,00	0,00%	0	0,00%	0	0,00%
6: 6	0,00	0,00%	0	0,00%	0	0,00%
7: 7	0,00	0,00%	0	0,00%	0	0,00%
<b>Total</b>	<b>773.493.852,49</b>	<b>100,00%</b>	<b>48.431</b>	<b>100,00%</b>	<b>47.883</b>	<b>100,00%</b>

**SC Germany Consumer 2023-1  
Monthly Investor Report**

**18. Amortisation Profile**



Calculation Date	12.09.2024				
Payment Date	16.09.2024				
Period No	13				
Monthly Period	Sep 2024				
Interest Period	from	14.08.2024	to	16.09.2024	= 33 days
Collection Period	from	01.08.2024	to	31.08.2024	

**Amortisation profile**

Collection Period	Outstanding Volume	Collection Period	Outstanding Volume
1	773.493.852,49 €	51	276.278.499,82 €
2	763.880.721,65 €	52	266.391.533,83 €
3	754.236.463,77 €	53	256.518.493,90 €
4	744.570.068,86 €	54	246.656.023,85 €
5	734.885.288,42 €	55	236.796.409,71 €
6	725.183.096,00 €	56	226.967.795,79 €
7	715.447.611,43 €	57	217.175.163,64 €
8	705.688.545,66 €	58	207.444.819,60 €
9	695.907.387,24 €	59	197.797.858,18 €
10	686.115.427,09 €	60	188.240.561,36 €
11	676.307.379,86 €	61	178.712.571,77 €
12	666.486.220,32 €	62	169.213.848,91 €
13	656.630.181,30 €	63	159.771.219,40 €
14	646.748.005,98 €	64	150.400.957,34 €
15	636.841.685,96 €	65	141.122.355,89 €
16	626.905.672,18 €	66	131.956.661,36 €
17	616.950.433,47 €	67	122.839.261,61 €
18	606.974.291,56 €	68	113.853.098,00 €
19	596.970.697,65 €	69	105.037.790,42 €
20	586.952.849,50 €	70	96.439.768,37 €
21	576.929.500,67 €	71	88.057.792,23 €
22	566.910.312,56 €	72	79.996.961,66 €
23	556.899.908,72 €	73	72.132.909,44 €
24	546.905.588,37 €	74	64.512.288,67 €
25	536.892.577,99 €	75	57.233.770,30 €
26	526.866.707,15 €	76	50.272.825,23 €
27	516.817.453,81 €	77	43.601.592,84 €
28	506.747.523,84 €	78	37.286.762,46 €
29	496.671.229,19 €	79	31.198.595,77 €
30	486.592.588,86 €	80	25.617.242,55 €
31	476.493.952,00 €	81	20.714.416,93 €
32	466.399.197,33 €	82	16.518.045,11 €
33	456.302.934,49 €	83	13.066.988,57 €
34	446.223.121,73 €	84	10.719.420,66 €
35	436.163.258,82 €	85	8.717.883,06 €
36	426.133.221,63 €	86	7.029.579,97 €
37	416.094.572,04 €	87	5.614.548,79 €
38	406.051.049,26 €	88	4.410.820,93 €
39	396.009.938,68 €	89	3.383.062,93 €
40	385.968.212,41 €	90	2.517.063,58 €
41	375.931.550,70 €	91	1.739.923,31 €
42	365.895.423,19 €	92	1.060.025,59 €
43	355.841.960,85 €	93	461.298,48 €
44	345.799.968,12 €	94	136.877,85 €
45	335.784.196,27 €	95	18.147,66 €
46	325.806.535,10 €	96	6.114,92 €
47	315.863.746,71 €	97	2.730,62 €
48	305.969.463,24 €	98	976,96 €
49	296.070.755,53 €	99	490,50 €
50	286.174.179,83 €	100	- €



**SC Germany Consumer 2023-1  
Monthly Investor Report**

**19. Priority of Payments + Transaction Costs**



Calculation Date	12.09.2024				
Payment Date	16.09.2024				
Period No	13				
Monthly Period	Sep 2024				
Interest Period	from	14.08.2024	to	16.09.2024	= 33 days
Collection Period	from	01.08.2024	to	31.08.2024	

**Pre-Enforcement Available Interest Amount**

Interest Collections	+	4.865.697,87 €
Other Interest Payments by the Seller to the Issuer	+	0,00 €
Recoveries received by the Seller	+	-1.560,44 €
Interest Earned on Transaction Account and Purchase Shortfall Account	+	0,00 €
Amounts standing to the Commingling Reserve Account	+	0,00 €
Amounts standing to the credit of the Liquidity Reserve Account	+	9.777.378,28 €
Interests paid by the Interest Swap Counterparty to the Issuer	+	310.961,20 €
Principal Addition Amounts	+	0,00 €
Other Amounts paid to the Issuer	+	0,00 €
Remaining Pre-Enforcement Available Principal Amount	+	0,00 €
Available Interest Amount	=	14.952.476,91 €

**Pre-Enforcement Available Principal Amount**

Principal Collections (including Deemed Collections)	+	24.223.533,28 €
Other principal amount paid by the Seller to the Issuer	+	- €
Final Repurchase Price	+	- €
Amounts standing to the credit of the Commingling Reserve Account	+	- €
Amounts standing to the credit of the Set-Off Reserve Account	+	- €
Amounts standing to the credit of the Purchase Shortfall Account	+	28,13 €
Mezzanine Loan Disbursement Amount paid by the Originator to the Issuer	+	- €
Principal Deficiency Sub-Ledger	+	2.282.567,66 €
Other Amounts paid to the Issuer	+	- €
Available Principal Amount	=	26.506.129,07 €

\*excl. any interest earned on any balance credited to the Commingling Reserve Account

**Pre-Enforcement Interest Priority of Payments**

Available Interest Amount	14.952.476,91 €
Senior Expenses and Taxes	- 3.000,00 €
Replacement Servicer Fee Reserve Shortfall	- - €
Swap Interest Paymentst other than subordinated Payments	- - €
Interest on Class A Notes	- 2.412.044,24 €
Interest on Class B (If Most Senior Note or Class B PDL < 25%)	- 189.752,00 €
Interest on Class C (If Most Senior Note or Class C PDL < 25%)	- 245.830,96 €
Interest on Class D (If Most Senior Note or Class D PDL < 25%)	- 296.487,36 €
Interest on Class E (If Most Senior Note or Class E PDL < 25%)	- 403.240,96 €
Interest on Class F (If Most Senior Note or Class F PDL < 25%)	- 88.934,72 €
Liquidity Reserve Amount Replenishment (Part I)	- 7.798.400,00 €
Crediting the PDLs until cleared	- 2.282.567,66 €
Liquidity Reserve Amount Replenishment (Part II)	- 1.232.219,01 €
Interest Class B (if not paid above)	- - €
Interest Class C (if not paid above)	- - €
Interest Class D (if not paid above)	- - €
Interest Class E (if not paid above)	- - €
Interest Class F (if not paid above)	- - €
Target Principal Redemption Amount Class F	- - €
Mezzanine Loan Interest	- - €
Termination Payment [Re. Swap Agreement]	- - €
Interests Liquidity Reserve Loan	- - €
Principal Of Liquidity Reserve Loan	- - €
Any Remaining Amount To The Seller	= - €

**Pre-Enforcement Principal Priority of Payments**

Available Principal Amount	26.506.129,07 €
Senior Expense Deficit	- - €
Net Note Available Principal Proceeds	= 26.506.129,07 €
Replenishment	- - €
Purchase Shortfall Amount	- - €
Prior to Sequential Payment Trigger Event: Class A Pro Rata- Principal Payment Amount	- 20.792.852,08 €
Prior to Sequential Payment Trigger Event: Class B Pro Rata- Principal Payment Amount	- 1.373.372,00 €
Prior to Sequential Payment Trigger Event: Class C Pro Rata- Principal Payment Amount	- 1.455.774,32 €
Prior to Sequential Payment Trigger Event: Class D Pro Rata- Principal Payment Amount	- 1.428.306,88 €
Prior to Sequential Payment Trigger Event: Class E Pro Rata- Principal Payment Amount	- 1.455.774,32 €
On or after to Sequential Payment Trigger Event: Redemption Class A	- - €
Full Redemption Class B - F ( after Regulatory Change Event)	- - €
Full Payment of Deferred Purchase Price	- - €
On or after to Sequential Payment Trigger Event: Redemption Class B	- - €
On or after to Sequential Payment Trigger Event: Redemption Class C	- - €
On or after to Sequential Payment Trigger Event: Redemption Class D	- - €
On or after to Sequential Payment Trigger Event: Redemption Class E	- - €
On or after to Sequential Payment Trigger Event: Redemption Class F	- - €
Mezzanine Loan Principal	- - €
On or after to Sequential Payment Trigger Event: Redemption of Deferred Purchase Price	- - €
Clearing of rounding differences	- 49,47 €
Transaction Account Remaining Amount	= - €

**Transaction Costs**

	Total	Class A	Class B	Class C	Class D	Class E	Class F	Liquidity Reserve Loan
Senior Expenses	3.000,00 €							
Interest accrued for the Period	3.647.020,74 €	2.412.044,24 €	189.752,00 €	245.830,96 €	296.487,36 €	403.240,96 €	88.934,72 €	10.730,50 €
Cumulative Interest accrued	44.405.251,59 €	29.442.758,00 €	2.303.448,00 €	2.968.530,00 €	3.564.308,80 €	4.824.060,00 €	1.175.525,12 €	126.621,67 €
Interest Payments	3.636.290,24 €	2.412.044,24 €	189.752,00 €	245.830,96 €	296.487,36 €	403.240,96 €	88.934,72 €	- €
Cumulative Interest Payments	44.335.340,76 €	29.442.758,00 €	2.303.448,00 €	2.968.530,00 €	3.564.308,80 €	4.824.060,00 €	1.175.525,12 €	56.710,84 €
Unpaid Interest for the Period	10.730,50 €	- €	- €	- €	- €	- €	- €	10.730,50 €
Cumulative Unpaid Interest	69.910,83 €	- €	- €	- €	- €	- €	- €	69.910,83 €
Liquidity Reserve Loan only: Outstanding Amount	11.706.000,00 €							11.706.000,00 €

**SC Germany Consumer 2023-1  
Monthly Investor Report**

**20. Retention**



Calculation Date			12.09.2024			
Payment Date			16.09.2024			
Period No			13			
Monthly Period			Sep 2024			
Interest Period	from	14.08.2024	to	16.09.2024	=	33 days
Collection Period	from	01.08.2024	to	31.08.2024		

For the purposes of compliance with the requirements of Article 6(3)(c) of the Securitisation Regulation, the Seller will retain, in its capacity as originator within the meaning of the Securitisation Regulation, on an ongoing basis for the life of the transaction, such net economic interest through an interest in randomly selected exposures.

Amount of randomly Selected Exposures 38.761.102,61 €

**SC Germany Consumer 2023-1  
Monthly Investor Report**

**21. Counterparties**



Calculation Date	12.09.2024	
Payment Date	16.09.2024	
Period No	13	
Monthly Period	Sep 2024	
Interest Period	from 14.08.2024	to 16.09.2024 = 33 days
Collection Period	from 01.08.2024	to 31.08.2024

**Joint Lead Managers**

**Santander Corporate & Investment Banking**  
2 Triton Square  
Regent's Place  
London NW1 3AN  
United Kingdom

**Deutsche Bank AG**  
Taunusanlage 12  
60325 Frankfurt am Main  
Germany

**ING Bank N.V.**  
Bijlmerdreef 106  
1102 CT Amsterdam  
The Netherlands

**Corporate Administrator**

**Circumference FS (Luxembourg) S.A.**  
22-24 Boulevard Royal  
L-2449 Luxembourg  
Grand Duchy of Luxembourg

**Luxembourg Listing Agent**

**Bank of New York Mellon SA-NV/Luxembourg**  
2-4 rue Eugène Ruppert  
L-2453 Luxembourg  
Grand Duchy of Luxembourg

**Principal Paying Agent, Calculation Agent,  
Cash Administrator, Interest Determination Agent  
& Back-Up Servicer Facilitator**

**Bank of New York Mellon**  
One Canada Square  
London E14 5AL  
United Kingdom

**Account Bank & Transaction Security Trustee**

**Bank of New York Mellon**  
Messe Turm, Friedrich-Ebert-Anlage 49  
60327 Frankfurt am Main  
Germany

**Interest Swap Counterparty:**

**DZ Bank AG**  
Platz der Republik  
60325 Frankfurt am Main  
Germany

**Data Trustee:**

**Oversea FS B.V.**  
Museumlaan 23581 HK, Utrecht  
3581 HK Utrecht  
The Netherlands

**Rating Agencies:**

**Fitch Ratings**  
Neue Mainzer Strasse 46 - 50  
60311 Frankfurt am Main  
Germany

**Moody's Investors Service España, S.A.**  
Principe de Vergara, 131 - 6º Floor  
28002 Madrid  
Spain

**DBRS Ratings Ltd.**  
Structured Finance  
1 Minister Court, 10th floor, Mincing Lane  
EC3R 7 AA London  
United Kingdom

Fitch			Moody's			DBRS			Counterparty status
Long Term	Short Term	Outlook	Long Term	Short Term	Outlook	Long Term	Short Term	Outlook	
A-	F2	STABLE	A2	P-1	POS	AH	R-1M	STABLE	performing
A-	F2	STABLE	A1	P-1	STABLE	A	R-1L	POS	performing
A+	F1	STABLE	Baa1	-	POS	AH	R-1M	STABLE	performing
-	-	-	-	-	-	-	-	-	performing
AA	F1+	STABLE	-	P-1	NEG	AA	R-1H	STABLE	performing
AA	F1+	STABLE	Aa2	P-1	NEG	AAH	R-1H	STABLE	performing
AA	F1+	STABLE	Aa2	P-1	NEG	AAH	R-1H	STABLE	performing
AA-	F1+	STABLE	Aa2	P-1	STABLE	AAL	R-1M	STABLE	performing
-	-	-	-	-	-	-	-	-	performing

Ratings as of 31.08.2024, data source: Bloomberg

**SC Germany Consumer 2023-1  
Monthly Investor Report**

**22. Issuer Information**



Calculation Date		12.09.2024				
Payment Date		16.09.2024				
Period No		13				
Monthly Period		Sep 2024				
Interest Period	from	14.08.2024	to	16.09.2024	=	33 days
Collection Period	from	01.08.2024	to	31.08.2024		

**Deal Name:** SC Germany Consumer 2023-1

**Issuer:** SC GERMANY S.A., COMPARTMENT CONSUMER 2023-1  
The Managing Directors  
22-24 Boulevard Royal  
L-2449 Luxembourg,  
Grand Duchy of Luxembourg

**LEI:** 549300I0DV9V1WKUO071

**Seller of the Receivables:** Santander Consumer Bank AG

**Servicer Name:** Santander Consumer Bank AG

**Reporting Entity:** Santander Consumer Bank AG  
Capital Markets  
Santander-Platz 1  
41061 Mönchengladbach  
Germany  
eMail abs\_ger@santander.de

**SPV-Administrator:** Circumference FS (Luxembourg) S.A.  
22-24 Boulevard Royal  
L-2449 Luxembourg,  
Grand Duchy of Luxembourg

**SC Germany Consumer 2023-1  
Monthly Investor Report**

**23. Swap Counterparty Data**



Calculation Date	12.09.2024				
Payment Date	16.09.2024				
Period No	13				
Monthly Period	Sep 2024				
Interest Period	from	14.08.2024	to	16.09.2024	= 33 days
Collection Period	from	01.08.2024	to	31.08.2024	

**Swap Counterparty**

Swap Counterparty DZ Bank AG  
Swap Rating Trigger Breach no

Rating Trigger & Current Ratings	Consequenses	Fitch			Moody's			DBRS		Trigger breach
		Long Term or Derivative Counterparty Rating	Short Term	Outlook	Long Term (CRA)	Short Term	Outlook	"Critical obligations rating" or higher of "issuer rating" and "senior unsecured debt rating"	Outlook	
1st Rating Trigger	Collateral, Guarantee or Replacement	A	F1		A3			A		no
2nd Rating Trigger	Replacement	BBB-	F3		Baa1			BBB		no
<b>Current Counterparty Ratings</b>		AA(dcr)	F1+	STABLE	Aa2(cr)	P-1	STABLE	AAL	STABLE	

**Current Swap Data**

Swap Type Fixed Floating Interest Rate Swap  
Notional Amount 779.840.000,00 €  
Fixed Rate 3,1900%  
Floating Rate (Euribor) 3,6250%  
Net Swap Payments - 310.961,20 €  
Notional Amount next period 753.333.920,40

**Swap Counterparty Details**

DZ Bank AG  
Kapitalmärkte Handel / ABS-Emissionen  
Platz der Republik  
60265 Frankfurt am Main  
Germany  
Email: structured.products@dzbank.de

**Counterparty Replacement**

Old Counterparty  
Current Counterparty

DZ Bank AG  
DZ Bank AG

**Swap Collateral**

Begining of Period - €  
Cash Outflow - €  
Cash Inflow - €  
End of Period - €

Ratings as of 31.08.2024, data source: Bloomberg

In case of Fitch, only one required rating must be held



**SC Germany Consumer 2023-1  
Monthly Investor Report**

**24. Santander Consumer Bank**



**Contact Details**

Team ABS

[abs\\_ger@santander.de](mailto:abs_ger@santander.de)

Calculation Date	12.09.2024	
Payment Date	16.09.2024	
Period No	13	
Monthly Period	Sep 2024	
Interest Period	from 14.08.2024	to 16.09.2024 = 33 days
Collection Period	from 01.08.2024	to 31.08.2024

**Ratings Santander**

**Banco Santander S.A.**

**Santander Consumer Finance S.A.**

**Santander Consumer Bank AG**

Fitch			Moody's			DBRS		
Long Term	Short Term	Outlook	Long Term	Short Term	Outlook	Long Term	Short Term	Outlook
A	F1	STABLE	A3(cr)	P-2(cr)	POS	AH	R-1M	STABLE
A	F1	STABLE	A3(cr)	P-2(cr)	POS	-	-	-
A-	F2	STABLE	A1(cr)	P-1(cr)	STABLE	-	-	-

Ratings as of 31.08.2024, data source: Bloomberg

**SC Germany Consumer 2023-1  
Monthly Investor Report**

**25. Glossary**



Calculation Date		12.09.2024				
Payment Date		16.09.2024				
Period No		13				
Monthly Period		Sep 2024				
Interest Period	from	14.08.2024	to	16.09.2024	=	33 days
Collection Period	from	01.08.2024	to	31.08.2024		

**Aggregate Outstanding Principal Amount:**

Shall mean in respect of all Purchased Receivables at any time, the aggregate of the Outstanding Principal Amounts of all Purchased Receivables which, as of such time, are not defaulted receivables.

**Defaulted Contracts/Defaults:**

Shall mean as of any date, any purchased receivable which has been declared due and payable in full in accordance to the Credit and Collection Policy which in principal is between 120 and 180 calendar days after the due date.

**Delinquent Receivable:**

Shall mean as of any date, any purchased receivable which is more than 30 days overdue and not a defaulted contract.

**Excess Spread:**

Excess Spread equals WA Portfolio Yield minus Fixed Swap Rate minus WA Notes Margin

**Legal Maturity:**

Final Payment date on which each Class A Note will be redeemed in full.

**Expected Maturity:**

Maturity date of the notes under the assumption of inter alia (a) a 27 % constant prepayment rate, (b) an exercised Clean-Up Call at 10%,

**Payment Protection Insurance:**

Insurance, composed of life insurance and/or accident insurance and/or temporary disability insurance and/or unemployment insurance, which covers the risk that a Debtor in its capacity as insured person is unable to pay the Loan Instalments owed by such Debtor life insurance

**Recoveries:**

Any amount received on defaulted contracts

**Set-Off Reserves (X/Y):**

Protection against set-off risks due to (X) capitalized service fees (e.g. Payment Protection Insurance, Gap Insurance, Repair Cost Insurance) and (Y) deposits