

# SC Germany Consumer 2023-1 Monthly Investor Report



GlobalCapital  
EUROPEAN SECURITIZATION  
AWARDS 2024

ABS Issuer  
of the Year

Santander Germany

WINNER

2023

GlobalCapital  
EUROPEAN  
SECURITIZATION  
AWARDS

ABS Issuer of the Year  
Santander Consumer Bank AG

WINNER

2021

GlobalCapital  
EUROPEAN  
SECURITIZATION  
AWARDS

ABS ISSUER OF THE YEAR

WINNER

**SC Germany Consumer 2023-1  
Monthly Investor Report**

**Cover Sheet Monthly Investor Report**



Calculation Date	12.08.2024				
Payment Date	14.08.2024				
Period No	12				
Monthly Period	Aug 2024				
Interest Period	from 15.07.2024	to 14.08.2024	=	30 days	
Collection Period	from 01.07.2024	to 31.07.2024			

<b>Index</b>	<b>Page</b>
1. Portfolio Information	<a href="#">1</a>
1.1 Portfolio Information per period	<a href="#">2</a>
2. Reserve Accounts	<a href="#">3</a>
3.1 Delinquency Data	<a href="#">4</a>
3.2 Default Data	<a href="#">5</a>
3.3 Defaults & Recoveries per period	<a href="#">6</a>
4. Concentration Limits	<a href="#">7</a>
5. Outstanding Notes	<a href="#">8</a>
6. Original Principal Balance	<a href="#">9</a>
6.1 Original PB (Graph)	<a href="#">10</a>
7. Current Principal Balance	<a href="#">11</a>
7.1 Current PB (Graph)	<a href="#">12</a>
8. Borrower Concentration	<a href="#">13</a>
9. Geographical Distribution	<a href="#">14</a>
9.1 Geographical (Graph)	<a href="#">15</a>
10. Collateral	<a href="#">16</a>
11. Insurances	<a href="#">17</a>
12. Payment Methods	<a href="#">18</a>
13. Effective Interest Rate	<a href="#">19</a>
13.1 Effective Interest Rate (Graph)	<a href="#">20</a>
14. Seasoning	<a href="#">21</a>
14.1 Seasoning (Graph)	<a href="#">22</a>
15. Remaining Term	<a href="#">23</a>
15.1 Remaining Term (Graph)	<a href="#">24</a>
16. Original Term	<a href="#">25</a>
16.1 Original Term (Graph)	<a href="#">26</a>
17. Loan Concentration	<a href="#">27</a>
18. Amortisation Profiles	<a href="#">28</a>
19. Priority of Payments + Transaction Costs	<a href="#">29</a>
20. Retention	<a href="#">30</a>
21. Counterparties	<a href="#">31</a>
21.1 Issuer Information	<a href="#">32</a>
23. Swap Counterparty	<a href="#">33</a>
24. Santander Consumer Bank	<a href="#">34</a>
25. Glossary	<a href="#">35</a>

**SC Germany Consumer 2023-1  
Monthly Investor Report**

**1. Portfolio Information**



Calculation Date	12.08.2024	
Payment Date	14.08.2024	
Period No	12	
Monthly Period	Aug 2024	
Interest Period from	15.07.2024	to 14.08.2024 = 30 days
Collection Period from	01.07.2024	to 31.07.2024

Outstanding Receivables	No. of Contracts	current period	previous period
		Aggregate Outstanding Principal Amount	Aggregate Outstanding Principal Amount
<b>Beginning of Period</b>	<b>49.037</b>	<b>799.999.976,96 €</b>	<b>799.999.954,81 €</b>
Scheduled Principal Payments		12.305.618,01 €	11.145.369,15 €
Prepayment Principal		15.468.810,66 €	12.397.144,78 €
<b>Total Principal Collections</b>		<b>27.774.428,67 €</b>	<b>23.542.513,93 €</b>
<b>Total Interest Collections</b>		<b>4.823.414,91 €</b>	<b>4.813.859,96 €</b>
<b>Defaults</b>		<b>2.407.067,53 €</b>	<b>2.496.297,40 €</b>
<b>Replenishment Amount</b>		<b>30.181.472,67 €</b>	<b>26.038.833,48 €</b>
<b>End of Period</b>		<b>799.999.953,43 €</b>	<b>799.999.976,96 €</b>
<b>Purchase Shortfall Amount</b>		<b>28,13 €</b>	<b>4,60 €</b>
<b>Total Assets (End of Period)</b>	<b>49.595</b>	<b>799.999.981,56 €</b>	<b>799.999.981,56 €</b>
<b>Current Prepayment Rate (annualised)</b>		20,9%	
<b>Current Poolfactor</b>		99,6%	

**SC Germany Consumer 2023-1  
Monthly Investor Report**

**1.1 Portfolio Information per period**



Calculation Date	12.08.2024		
Payment Date	14.08.2024		
Period No	12		
Monthly Period	Aug 2024		
Interest Period	from	15.07.2024	to 14.08.2024 = 30 days
Collection Period	from	01.07.2024	to 31.07.2024

Collection Period	Outstanding BOP	Scheduled Principal Payments	Prepayment Principal	Total Principal Collections	Prepayment Rate
1	799.999.981,56 €	10.261.648,47 €	12.394.844,21 €	22.656.492,68 €	17,09%
2	799.999.981,56 €	10.582.715,70 €	9.485.939,22 €	20.068.654,92 €	13,34%
3	799.999.941,96 €	10.289.028,23 €	9.151.176,25 €	19.440.204,48 €	12,90%
4	799.999.971,16 €	9.939.918,83 €	10.413.806,88 €	20.353.725,71 €	14,55%
5	799.999.965,69 €	9.871.476,79 €	6.550.441,01 €	16.421.917,80 €	9,40%
6	799.999.978,48 €	10.979.167,32 €	15.537.572,99 €	26.516.740,31 €	20,97%
7	799.999.981,27 €	11.106.669,15 €	12.924.974,65 €	24.031.643,80 €	17,75%
8	799.999.972,77 €	11.483.029,04 €	12.487.025,30 €	23.970.054,34 €	17,20%
9	799.999.975,18 €	11.025.237,62 €	14.344.913,09 €	25.370.150,71 €	19,52%
10	799.999.960,76 €	11.163.027,21 €	12.122.966,33 €	23.285.993,54 €	16,74%
11	799.999.954,81 €	11.145.369,15 €	12.397.144,78 €	23.542.513,93 €	17,09%
12	799.999.976,96 €	12.305.618,01 €	15.468.810,66 €	27.774.428,67 €	20,89%
13					
14					
15					
16					
17					
18					
19					
20					
21					
22					
23					
24					
25					
26					
27					
28					
29					
30					
31					
32					
33					
34					
35					
36					
37					
38					
39					
40					
41					
42					
43					
44					
45					
46					
47					
48					
49					
50					
51					
52					
53					
54					
55					
56					
57					
58					
59					
60					
61					
62					
63					
64					
65					
66					
67					
68					
69					
70					
71					
72					
73					
74					
75					
76					
77					
78					
79					
80					

**SC Germany Consumer 2023-1  
Monthly Investor Report**

**2. Reserve Accounts**



Calculation Date	12.08.2024				
Payment Date	14.08.2024				
Period No	12				
Monthly Period	Aug 2024				
Interest Period	from	15.07.2024	to	14.08.2024	= 30 days
Collection Period	from	01.07.2024	to	31.07.2024	

**Reserve Accounts**

**Liquidity Reserve**

	in %		Trigger Event y/n
Beginning of Period	1,3%	10.355.524,52 €	
Cash Outflow		10.355.524,52 €	
of which Liquidity Reserve Excess Amount		- €	
of which added to Priority of Payments		- €	
Cash Inflow		9.747.589,59 €	
End of Period	1,2%	9.747.589,59 €	
Required Liquidity Reserve Amount	1,5%	11.697.600,00 €	

**Commingling Reserve**

	in %		Trigger Event y/n
Beginning of Period		n/a	no
Cash Outflow		n/a	
of which Commingling Reserve Excess Amount			
of which drawn from the commingling reserve and applied to PoP			
Cash Inflow		n/a	
End of Period		n/a	
Commingling Reserve Required Amount		- €	

**Set-Off Reserve**

	in %		Trigger Event y/n
Beginning of Period		n/a	no
Cash Outflow		n/a	
of which Set-Off Reserve Excess Amount			
of which drawn from the set-off reserve and applied to PoP			
Cash Inflow		n/a	
End of Period		n/a	
Set-Off Reserve Required Amount		- €	

In case of Rating Trigger breach: Set-Off Reserve Required Amount

**SC Germany Consumer 2023-1  
Monthly Investor Report**

**3.1 Delinquency Data**



Calculation Date	12.08.2024				
Payment Date	14.08.2024				
Period No	12				
Monthly Period	Aug 2024				
Interest Period	from	15.07.2024	to	14.08.2024	= 30 days
Collection Period	from	01.07.2024	to	31.07.2024	

**Delinquency Data and Ratios**

Collection Period	Outstanding BOP	Days past due				not delinquent	Days past due			
		1-30	31-60	61-90	>90		1-30	31-60	61-90	>90
1	799.999.981,56 €	0,00 €	0,00 €	0,00 €	0,00 €	100,00%	0,00%	0,00%	0,00%	0,00%
2	799.999.981,56 €	300.686,16 €	1.480.295,14 €	1.104.548,65 €	30.223,25 €	99,64%	0,04%	0,19%	0,14%	0,00%
3	799.999.941,96 €	1.500.995,62 €	1.592.449,73 €	535.431,58 €	967.777,77 €	99,43%	0,19%	0,20%	0,07%	0,12%
4	799.999.971,16 €	654.632,58 €	1.880.033,26 €	2.290.342,96 €	2.123.217,06 €	99,13%	0,08%	0,24%	0,29%	0,27%
5	799.999.965,69 €	2.088.424,78 €	1.048.972,35 €	2.036.381,93 €	3.247.767,98 €	98,95%	0,26%	0,13%	0,25%	0,41%
6	799.999.978,48 €	2.775.795,73 €	3.043.261,33 €	2.079.886,02 €	2.578.179,84 €	98,69%	0,35%	0,38%	0,26%	0,32%
7	799.999.981,27 €	1.164.177,04 €	2.617.418,49 €	3.057.357,74 €	4.809.039,37 €	98,54%	0,15%	0,33%	0,38%	0,60%
8	799.999.972,77 €	2.710.748,80 €	3.310.713,44 €	793.492,26 €	4.478.472,58 €	98,59%	0,34%	0,41%	0,10%	0,56%
9	799.999.975,18 €	3.535.515,87 €	3.393.550,14 €	2.922.140,91 €	3.294.778,98 €	98,36%	0,44%	0,42%	0,37%	0,41%
10	799.999.960,76 €	2.751.827,06 €	1.334.554,38 €	5.194.079,08 €	3.296.587,69 €	98,43%	0,34%	0,17%	0,65%	0,41%
11	799.999.954,81 €	1.263.148,75 €	2.701.830,53 €	2.935.515,35 €	5.468.424,45 €	98,45%	0,16%	0,34%	0,37%	0,68%
12	799.999.976,96 €	3.005.727,01 €	3.245.004,32 €	2.556.197,75 €	3.853.833,82 €	98,42%	0,38%	0,41%	0,32%	0,48%
13										
14										
15										
16										
17										
18										
19										
20										
21										
22										
23										
24										
25										
26										
27										
28										
29										
30										
31										
32										
33										
34										
35										
36										
37										
38										
39										
40										
41										
42										
43										
44										
45										
46										
47										
48										
49										
50										
51										
52										
53										
54										
55										
56										
57										
58										
59										
60										
61										
62										
63										
64										
65										
66										
67										
68										
69										
70										
71										
72										
73										
74										
75										
76										
77										
78										
79										
80										

**SC Germany Consumer 2023-1  
Monthly Investor Report**

**3.2 Default Data**



Calculation Date	12.08.2024				
Payment Date	14.08.2024				
Period No	12				
Monthly Period	Aug 2024				
Interest Period from	15.07.2024	to	14.08.2024	=	30 days
Collection Period from	01.07.2024	to	31.07.2024		

**Default Data and Ratios**

	Amount	Number of Loans
<b>Current Default</b>		
Current Period Gross Default	2.407.067,53 €	
Current Period Recoveries	29.897,93 €	
Current Period Net Default	2.377.169,60 €	
New Number of Defaulted Contracts		109
<b>Cumulative Default</b>		
Cumulative Gross Default	15.217.344,92 €	
Cumulative Recoveries	17.357,72 €	
Cumulative Net Losses	15.199.987,20 €	
Total Number of Defaulted Contracts		669

**Principal Deficiency Ledgers**

<b>Class A PDL Sub-Ledger</b>		
Class A PDL BoP	- €	
Class A Amount debited to the PDL	- €	
Class A Amount credited to the PDL	- €	
Class A PDL EoP	- €	
<b>Class B PDL Sub-Ledger</b>		
Class B PDL BoP	- €	
Class B Amount debited to the PDL	- €	
Class B Amount credited to the PDL	- €	
Class B PDL EoP	- €	
<b>Class C PDL Sub-Ledger</b>		
Class C PDL BoP	- €	
Class C Amount debited to the PDL	- €	
Class C Amount credited to the PDL	- €	
Class C PDL EoP	- €	
<b>Class D PDL Sub-Ledger</b>		
Class D PDL BoP	- €	
Class D Amount debited to the PDL	- €	
Class D Amount credited to the PDL	- €	
Class D PDL EoP	- €	
<b>Class E PDL Sub-Ledger</b>		
Class E PDL BoP	- €	
Class E Amount debited to the PDL	- €	
Class E Amount credited to the PDL	- €	
Class E PDL EoP	- €	
<b>Class F PDL Sub-Ledger</b>		
Class F PDL BoP	- €	
Class F Amount debited to the PDL	- €	
Class F Amount credited to the PDL	- €	
Class F PDL EoP	- €	
<b>OC PDL Sub-Ledger</b>		
OC PDL BoP	- €	
OC Amount debited to the PDL	2.407.067,53 €	
OC Amount credited to the PDL	2.407.067,53 €	
OC PDL EoP	- €	

**SC Germany Consumer 2023-1  
Monthly Investor Report**

**3.3 Defaults & Recoveries per period**

Calculation Date	12.08.2024				
Payment Date	14.08.2024				
Period No	12				
Monthly Period	Aug 2024				
Interest Period	from	15.07.2024	to	14.08.2024	= 30 days
Collection Period	from	01.07.2024	to	31.07.2024	



**Default/Recovery Data and Ratios**

3 Months Rolling Average Dynamic Net Loss Ratio % \* n/a

Collection Period	Number of defaulted contracts	Defaults in collection period	cumulated Defaults since cut-off	cumulated amount of purchased receivables	Cumulated Default Ratio %	Recoveries in collection period	cumulated Recoveries since cut-off	cumulated net losses	cumulative net loss ratio %	Dynamic Net Loss Ratio
1	0	0,00 €	0,00 €	822.656.474,24 €	0,00%	0,00 €	0,00 €	0,00 €	0,00%	n/a
2	0	0,00 €	0,00 €	842.725.089,56 €	0,00%	0,00 €	0,00 €	0,00 €	0,00%	0,00%
3	6	277.861,92 €	277.861,92 €	862.443.185,16 €	0,03%	-741,14 €	-741,14 €	278.603,06 €	0,03%	0,03%
4	40	657.619,94 €	935.481,86 €	883.454.525,34 €	0,11%	-1.902,33 €	-2.643,47 €	938.125,33 €	0,11%	0,08%
5	74	874.440,48 €	1.809.922,34 €	900.750.896,41 €	0,20%	-4.553,34 €	-7.196,81 €	1.817.119,15 €	0,20%	0,11%
6	121	899.526,81 €	2.709.449,15 €	928.167.166,32 €	0,29%	-1.486,95 €	-8.683,76 €	2.718.132,91 €	0,29%	0,11%
7	199	1.864.992,84 €	4.574.441,99 €	954.063.794,46 €	0,48%	-3.874,74 €	-12.558,50 €	4.587.000,49 €	0,48%	0,23%
8	275	1.721.018,44 €	6.295.460,43 €	979.754.869,65 €	0,64%	-7.015,00 €	-19.573,50 €	6.315.033,93 €	0,64%	0,22%
9	370	2.055.289,17 €	8.350.749,60 €	1.007.180.295,11 €	0,83%	2.033,10 €	-17.540,40 €	8.368.290,00 €	0,83%	0,26%
10	454	1.963.230,39 €	10.313.979,99 €	1.032.429.513,09 €	1,00%	14.644,48 €	-2.895,92 €	10.316.875,91 €	1,00%	0,24%
11	560	2.496.297,40 €	12.810.277,39 €	1.058.468.346,57 €	1,21%	-9.644,29 €	-12.540,21 €	12.822.817,60 €	1,21%	0,31%
12	669	2.407.067,53 €	15.217.344,92 €	1.088.649.819,24 €	1,40%	29.897,93 €	17.357,72 €	15.199.987,20 €	1,40%	0,30%
13										
14										
15										
16										
17										
18										
19										
20										
21										
22										
23										
24										
25										
26										
27										
28										
29										
30										
31										
32										
33										
34										
35										
36										
37										
38										
39										
40										
41										
42										
43										
44										
45										
46										
47										
48										
49										
50										
51										
52										
53										
54										
55										
56										
57										
58										
59										
60										
61										
62										
63										
64										
65										
66										
67										
68										
69										
70										
71										
72										
73										
74										
75										
76										
77										
78										
79										
80										

\* trigger applies for the first 25 Payment Dates following the end of the Replenishment Period



**SC Germany Consumer 2023-1  
Monthly Investor Report**

**4. Concentration Limits**



Calculation Date	12.08.2024			
Payment Date	14.08.2024			
Period No	12			
Monthly Period	Aug 2024			
Interest Period from	15.07.2024	to	14.08.2024	= 30 days
Collection Period from	01.07.2024	to	31.07.2024	

**Current Transaction Status**

Portfolio Concentrations	Minimum-Trigger	Maximum-Trigger	Current Value	Trigger Breach
Average Yield (applicable for Total Portfolio)	7,30%	-	7,73%	no
Borrower Exposure (applicable for Total Portfolio)	-	200.000,00 €	114.948,82 €	no
WA Remaining Term		85,00	73,71	no
		Maximum-Trigger	Current Value	Trigger Breach
<b>Purchase Shortfall Event</b>				no
Period before previous period		78.320.000,00 €	26,75 €	
Previous period		78.320.000,00 €	4,60 €	
Current period		78.320.000,00 €	28,13 €	
<b>Termination/Service Termination Event</b>				no
<b>Event of Default / Termination Event, as defined in the Interest Rate Swap</b>				no
<b>Sequential Payment Trigger Event</b>				no
Cumulative Net Loss Ratio				
- from the first Payment Date in Sep 2023 until (and including) the Payment Date in Aug 2024		2,00%		no
- from the Payment Date in Sep 2024 until (and including) the Payment Date in Aug 2025		3,50%	1,40%	no
- from the Payment Date in Sep 2025 until (and including) the Payment Date in Aug 2026		4,25%		no
- from the Payment Date in Sep 2026 onwards		5,00%		no
Debit balance PDL		16.000.000,00 €	- €	no
Aggregate Outstanding Portfolio Principal Amount is lower than 10 per cent of the Aggregate Outstanding Portfolio Principal Amount	10%		100,00%	no
Three Months Rolling Average Dynamic Net Loss Ratio *		0,42%	n/a	no
Tax Call Redemption date				no
Regulatory Change Event Redemption Date				no
Termination Event or Service Termination Event				no
<b>Early Amortisation Event</b>				
Cumulative Net Loss Ratio				
- prior to or on 31 July 2024		2,00%	1,40%	no
Purchase Shortfall Event				no
Termination Event or Service Termination Event				no
Event of Default / Termination Event, as defined in the Interest Rate Swap				no
Any debit of OC PDL equal to or higher than 0.25% on two consecutive Payment Dates				
Previous period		0,25%	0,00%	no
Current period			0,00%	

\* trigger applies for the first 25 Payment Dates following the end of the Replenishment Period

**SC Germany Consumer 2023-1  
Monthly Investor Report**

Reporting Date	12.08.2024				
Payment Date	14.08.2024				
Period No	12				
Monthly Period	Aug 2024				
Interest Period from	15.07.2024	to	14.08.2024	=	30 days
Collection Period from	01.07.2024	to	31.07.2024		

**5. Outstanding Notes**



1. Note Balance	All notes	Class A	Class B	Class C	Class D	Class E	Class F
<b>General Note Information</b>							
ISIN Code		XS2639842348	XS2639842694	XS2639843072	XS2639843403	XS2639843742	XS2639844047
Currency		EUR	EUR	EUR	EUR	EUR	EUR
Initial Tranching	in %	75,70%	5,00%	5,30%	5,20%	5,30%	1,40%
Legal Maturity		Sep 2037	Sep 2037	Sep 2037	Sep 2037	Sep 2037	Sep 2037
Expected Maturity		Sep 2034	Sep 2034	Sep 2034	Sep 2034	Sep 2034	Sep 2034
Original Rating (DBRS / Fitch / Moody's)		AAA (sf)/AAA (sf)/Aaa (sf)	AA (sf)/AA (sf)/Aa1 (sf)	A (high) (sf)/A (sf)/Aa3 (sf)	A (low) (sf)/BBB (sf)/Baa1 (sf)	BBB (low) (sf)/BB (sf)/Ba1 (sf)	BB (high) (sf)/BB (sf)/Ba3 (sf)
Current Rating (DBRS / Fitch / Moody's)*		AAA (sf)/AAA (sf)/Aaa (sf)	AA (sf)/AA (sf)/Aa1 (sf)	A (high) (sf)/A (sf)/Aa3 (sf)	A (low) (sf)/BBB (sf)/Baa1 (sf)	BBB (low) (sf)/BB (sf)/Ba1 (sf)	BB (high) (sf)/BB (sf)/Ba3 (sf)
Initial Notes Aggregate Principal Outstanding Balance	783.200.000 €	605.600.000,00 €	40.000.000,00 €	42.400.000,00 €	41.600.000,00 €	42.400.000,00 €	11.200.000,00 €
Initial Nominal per Note		100.000,00 €	100.000,00 €	100.000,00 €	100.000,00 €	100.000,00 €	100.000,00 €
Initial Number of Notes per Class		6.056	400	424	416	424	112
<b>Current Note Information</b>							
Class Principal Outstanding Balance Beginning of Period	779.840.000,00 €	605.600.000,00 €	40.000.000,00 €	42.400.000,00 €	41.600.000,00 €	42.400.000,00 €	7.840.000,00 €
Replenishment	30.181.472,67 €						
Amortisation	- €						
Redemption per Class		- €	- €	- €	- €	- €	- €
Redemption per Note		- €	- €	- €	- €	- €	- €
Class Principal Outstanding Balance End of Period	779.840.000,00 €	605.600.000,00 €	40.000.000,00 €	42.400.000,00 €	41.600.000,00 €	42.400.000,00 €	7.840.000,00 €
Current Tranching		77,7%	5,1%	5,4%	5,3%	5,4%	1,0%
Current Pool Factor	1,00	1,00	1,00	1,00	1,00	1,00	0,70
<b>2. Payments to Investors per Note</b>							
Interest Rate Basis: 1 M-Euribor / Fixed / Floating	3,610%	1mE+72bp	1mE+155bp	1mE+270bp	1mE+415bp	1mE+675bp	1mE+875bp
Day/Count Convention		act/360	act/360	act/360	act/360	act/360	act/360
Interest Days	30						
Principal Outstanding per Note Beginning of Period		100.000,00 €	100.000,00 €	100.000,00 €	100.000,00 €	100.000,00 €	70.000,00 €
Class F only: Accrued Target Amortisation Amounts							30.000,00 €
> Principal Repayment per Note		- €	- €	- €	- €	- €	- €
Principal Outstanding per Note End of Period		100.000,00 €	100.000,00 €	100.000,00 €	100.000,00 €	100.000,00 €	70.000,00 €
> Interest accrued for the period	-	2.185.731,52 €	172.032,00 €	222.990,08 €	269.048,00 €	366.090,08 €	80.758,72 €
Interest Payment		2.185.731,52 €	172.032,00 €	222.990,08 €	269.048,00 €	366.090,08 €	80.758,72 €
Interest Payment per Note		360,92 €	430,08 €	525,92 €	646,75 €	863,42 €	721,06 €
<b>3. Credit Enhancements</b>							
Initial total CE (Subordination, Reserve)		25,77%	20,77%	15,47%	10,27%	4,97%	3,57%
Current CE		25,52%	20,52%	15,22%	10,02%	4,72%	3,74%

\* Last rating action as of 24.08.2023

**SC Germany Consumer 2023-1  
Monthly Investor Report**

**6. Original Principal Balance**



Calculation Date	12.08.2024				
Payment Date	14.08.2024				
Period No	12				
Monthly Period	Aug 2024				
Interest Period	from	15.07.2024	to	14.08.2024	= 30 days
Collection Period	from	01.07.2024	to	31.07.2024	

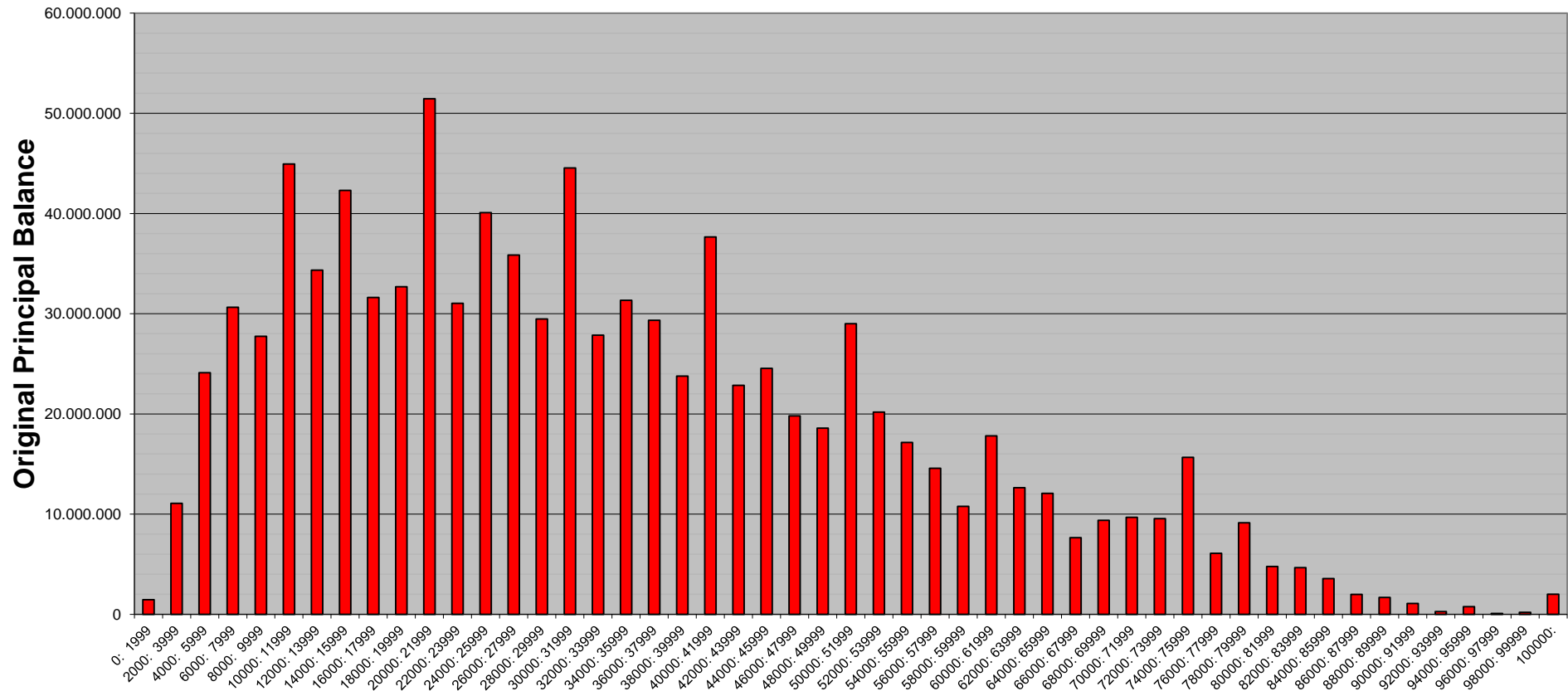
Original Principal Balance (Ranges in EUR)	Original Principal Balance in EUR	Percentage of Total Balance	Number of Loans	Percentage of Total Loans
0: 1999	1.454.558,98	0,15%	1.107	2,23%
2000: 3999	11.080.192,34	1,14%	3.913	7,89%
4000: 5999	24.115.360,38	2,48%	4.928	9,94%
6000: 7999	30.643.027,19	3,15%	4.428	8,93%
8000: 9999	27.735.619,56	2,85%	3.148	6,35%
10000: 11999	44.935.318,89	4,62%	4.233	8,54%
12000: 13999	34.349.552,81	3,54%	2.672	5,39%
14000: 15999	42.305.966,18	4,35%	2.809	5,66%
16000: 17999	31.611.295,73	3,25%	1.865	3,76%
18000: 19999	32.690.132,08	3,36%	1.731	3,49%
20000: 21999	51.453.490,58	5,30%	2.487	5,01%
22000: 23999	31.045.689,43	3,20%	1.353	2,73%
24000: 25999	40.086.491,79	4,13%	1.610	3,25%
26000: 27999	35.844.488,53	3,69%	1.337	2,70%
28000: 29999	29.479.326,27	3,03%	1.020	2,06%
30000: 31999	44.552.619,52	4,59%	1.450	2,92%
32000: 33999	27.864.897,74	2,87%	846	1,71%
34000: 35999	31.345.519,95	3,23%	897	1,81%
36000: 37999	29.336.946,06	3,02%	795	1,60%
38000: 39999	23.770.074,26	2,45%	610	1,23%
40000: 41999	37.653.625,61	3,88%	922	1,86%
42000: 43999	22.846.616,59	2,35%	532	1,07%
44000: 45999	24.540.490,13	2,53%	548	1,10%
46000: 47999	19.812.789,65	2,04%	422	0,85%
48000: 49999	18.587.207,65	1,91%	380	0,77%
50000: 51999	28.998.536,19	2,98%	575	1,16%
52000: 53999	20.173.118,33	2,08%	382	0,77%
54000: 55999	17.158.754,25	1,77%	312	0,63%
56000: 57999	14.578.288,67	1,50%	256	0,52%
58000: 59999	10.773.772,82	1,11%	183	0,37%
60000: 61999	17.814.028,10	1,83%	294	0,59%
62000: 63999	12.639.614,55	1,30%	201	0,41%
64000: 65999	12.081.577,10	1,24%	186	0,38%
66000: 67999	7.649.296,30	0,79%	114	0,23%
68000: 69999	9.375.939,44	0,96%	136	0,27%
70000: 71999	9.682.649,23	1,00%	137	0,28%
72000: 73999	9.558.294,33	0,98%	131	0,26%
74000: 75999	15.665.415,73	1,61%	209	0,42%
76000: 77999	6.098.033,29	0,63%	79	0,16%
78000: 79999	9.128.157,62	0,94%	116	0,23%
80000: 81999	4.774.834,02	0,49%	59	0,12%
82000: 83999	4.650.595,86	0,48%	56	0,11%
84000: 85999	3.573.467,54	0,37%	42	0,08%
86000: 87999	1.997.247,33	0,21%	23	0,05%
88000: 89999	1.689.226,97	0,17%	19	0,04%
90000: 91999	1.090.265,14	0,11%	12	0,02%
92000: 93999	279.422,80	0,03%	3	0,01%
94000: 95999	758.393,99	0,08%	8	0,02%
96000: 97999	96.459,59	0,01%	1	0,00%
98000: 99999	198.134,50	0,02%	2	0,00%
100000:	2.009.417,20	0,21%	18	0,04%
<b>Total</b>	<b>971.634.238,79</b>	<b>100,00%</b>	<b>49.595</b>	<b>100,00%</b>

Statistics in EUR	
Average Amount	19.591,37

**SC Germany Consumer 2023-1  
Monthly Investor Report**

**6.1 Original PB (Graph)**

Calculation Date	12.08.2024		
Payment Date	14.08.2024		
Period No	12		
Monthly Period	Aug 2024		
Interest Period	from	15.07.2024	to 14.08.2024 = 30 days
Collection Period	from	01.07.2024	to 31.07.2024



**SC Germany Consumer 2023-1  
Monthly Investor Report**

**7. Current Principal Balance**



Calculation Date	12.08.2024			
Payment Date	14.08.2024			
Period No	12			
Monthly Period	Aug 2024			
Interest Period	from	15.07.2024	to	14.08.2024 = 30 days
Collection Period	from	01.07.2024	to	31.07.2024

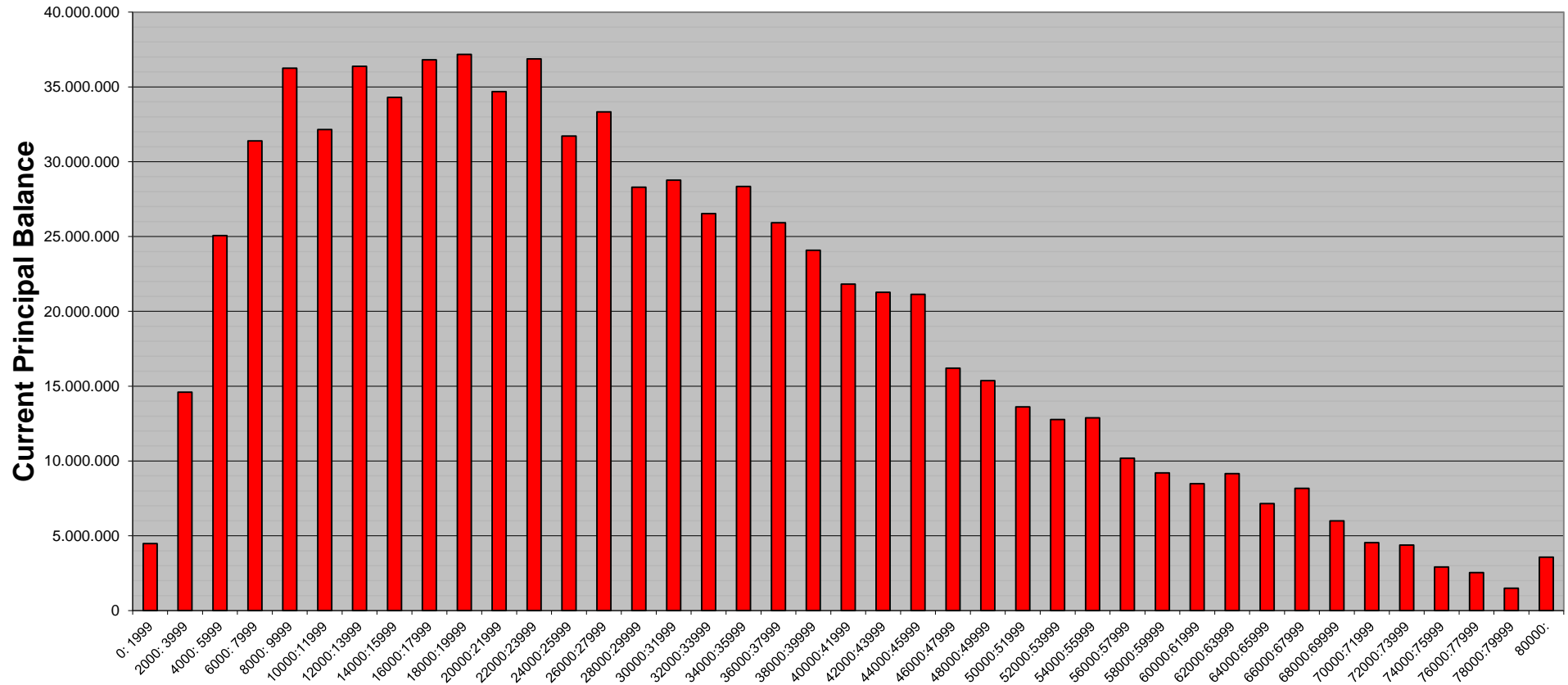
Current Principal Balance (Ranges in EUR)	Current Principal Balance in EUR	Percentage of Total Balance	Number of Loans	Percentage of Total Loans
0: 1999	4.478.691,55	0,56%	4.287	8,64%
2000: 3999	14.603.672,49	1,83%	4.844	9,77%
4000: 5999	25.062.944,39	3,13%	5.085	10,25%
6000: 7999	31.393.689,79	3,92%	4.503	9,08%
8000: 9999	36.253.767,33	4,53%	4.044	8,15%
10000:11999	32.152.987,00	4,02%	2.929	5,91%
12000:13999	36.375.305,09	4,55%	2.796	5,64%
14000:15999	34.294.724,96	4,29%	2.288	4,61%
16000:17999	36.817.980,45	4,60%	2.164	4,36%
18000:19999	37.176.334,85	4,65%	1.962	3,96%
20000:21999	34.692.156,28	4,34%	1.652	3,33%
22000:23999	36.879.528,39	4,61%	1.606	3,24%
24000:25999	31.714.996,30	3,96%	1.268	2,56%
26000:27999	33.335.765,67	4,17%	1.236	2,49%
28000:29999	28.293.903,54	3,54%	977	1,97%
30000:31999	28.765.665,03	3,60%	928	1,87%
32000:33999	26.529.063,40	3,32%	805	1,62%
34000:35999	28.341.680,48	3,54%	810	1,63%
36000:37999	25.920.124,01	3,24%	701	1,41%
38000:39999	24.085.502,85	3,01%	618	1,25%
40000:41999	21.815.825,63	2,73%	532	1,07%
42000:43999	21.271.986,48	2,66%	495	1,00%
44000:45999	21.131.386,50	2,64%	470	0,95%
46000:47999	16.205.716,01	2,03%	345	0,70%
48000:49999	15.374.498,51	1,92%	314	0,63%
50000:51999	13.614.645,19	1,70%	267	0,54%
52000:53999	12.765.488,66	1,60%	241	0,49%
54000:55999	12.876.150,51	1,61%	234	0,47%
56000:57999	10.186.687,57	1,27%	179	0,36%
58000:59999	9.200.963,91	1,15%	156	0,31%
60000:61999	8.484.712,82	1,06%	139	0,28%
62000:63999	9.147.029,26	1,14%	145	0,29%
64000:65999	7.147.730,49	0,89%	110	0,22%
66000:67999	8.167.552,29	1,02%	122	0,25%
68000:69999	5.995.019,74	0,75%	87	0,18%
70000:71999	4.542.334,89	0,57%	64	0,13%
72000:73999	4.379.473,94	0,55%	60	0,12%
74000:75999	2.913.015,46	0,36%	39	0,08%
76000:77999	2.539.356,95	0,32%	33	0,07%
78000:79999	1.496.976,04	0,19%	19	0,04%
80000:	3.574.918,73	0,45%	41	0,08%
<b>Total</b>	<b>799.999.953,43</b>	<b>100,00%</b>	<b>49.595</b>	<b>100,00%</b>

Statistics in EUR	
Average Amount	16.130,66

**SC Germany Consumer 2023-1  
Monthly Investor Report**

**7.1 Current PB (Graph)**

Calculation Date	12.08.2024		
Payment Date	14.08.2024		
Period No	12		
Monthly Period	Aug 2024		
Interest Period	from	15.07.2024	to 14.08.2024 = 30 days
Collection Period	from	01.07.2024	to 31.07.2024



**SC Germany Consumer 2023-1  
Monthly Investor Report**

**8. Borrower Concentration**



Calculation Date	12.08.2024	
Payment Date	14.08.2024	
Period No	12	
Monthly Period	Aug 2024	
Interest Period	from 15.07.2024	to 14.08.2024 = 30 days
Collection Period	from 01.07.2024	to 31.07.2024

No	Current Principal Balance in EUR	Percentage of Total Balance	Number of Loans
1	114.948,82	0,0144%	1
2	112.363,21	0,0140%	1
3	99.661,52	0,0125%	1
4	99.567,36	0,0124%	1
5	96.455,54	0,0121%	1
6	94.628,92	0,0118%	1
7	93.626,57	0,0117%	1
8	92.237,01	0,0115%	1
9	90.537,27	0,0113%	1
10	90.001,16	0,0113%	2
11	89.651,79	0,0112%	1
12	88.586,99	0,0111%	1
13	88.269,89	0,0110%	1
14	87.644,06	0,0110%	1
15	87.614,39	0,0110%	1
16	86.953,35	0,0109%	1
17	86.802,73	0,0109%	1
18	85.978,03	0,0107%	1
19	85.696,63	0,0107%	1
20	85.331,15	0,0107%	1
21	85.227,21	0,0107%	2
22	84.752,45	0,0106%	1
23	84.626,35	0,0106%	1
24	84.140,63	0,0105%	1
25	84.054,42	0,0105%	1
	<b>2.279.357,45</b>	<b>0,2849%</b>	<b>27</b>

**SC Germany Consumer 2023-1  
Monthly Investor Report**

**9. Geographical Distribution**



Calculation Date			12.08.2024		
Payment Date			14.08.2024		
Period No			12		
Monthly Period			Aug 2024		
Interest Period	from	15.07.2024	to	14.08.2024	= 30 days
Collection Period	from	01.07.2024	to	31.07.2024	

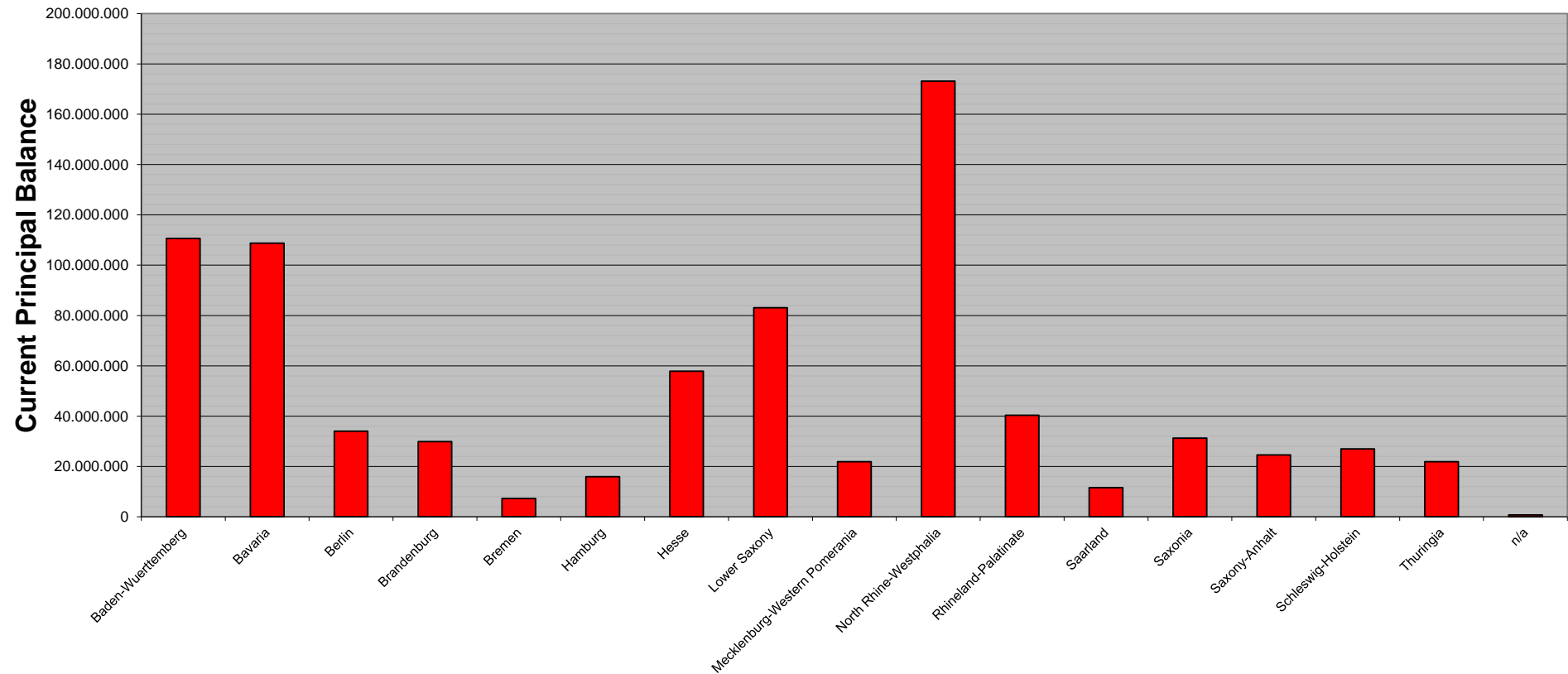
<i>State</i>	<i>Current Principal Balance in EUR</i>	<i>Percentage of Total Balance</i>	<i>Number of Loans</i>	<i>Percentage of Total Loans</i>
Baden-Wuerttemberg	110.637.250,87	13,83%	6.346	12,80%
Bavaria	108.790.643,12	13,60%	6.550	13,21%
Berlin	34.053.464,54	4,26%	1.994	4,02%
Brandenburg	29.902.137,35	3,74%	1.968	3,97%
Bremen	7.264.758,06	0,91%	435	0,88%
Hamburg	15.944.863,67	1,99%	941	1,90%
Hesse	57.894.639,92	7,24%	3.455	6,97%
Lower Saxony	83.125.443,85	10,39%	5.122	10,33%
Mecklenburg-Western Pomerania	21.864.828,47	2,73%	1.440	2,90%
North Rhine-Westphalia	173.183.788,01	21,65%	10.929	22,04%
Rhineland-Palatinate	40.377.478,04	5,05%	2.502	5,04%
Saarland	11.583.728,05	1,45%	745	1,50%
Saxonia	31.264.441,83	3,91%	2.189	4,41%
Saxony-Anhalt	24.546.435,28	3,07%	1.712	3,45%
Schleswig-Holstein	26.980.353,93	3,37%	1.791	3,61%
Thuringia	21.874.096,28	2,73%	1.434	2,89%
n/a	711.602,16	0,09%	42	0,08%
<b>Total</b>	<b>799.999.953,43</b>	<b>100,00%</b>	<b>49.595</b>	<b>100,00%</b>



**SC Germany Consumer 2023-1  
Monthly Investor Report**

**9.1 Geographical Distribution (Graph)**

Calculation Date	12.08.2024	
Payment Date	14.08.2024	
Period No	12	
Monthly Period	Aug 2024	
Interest Period	from 15.07.2024	to 14.08.2024 = 30 days
Collection Period	from 01.07.2024	to 31.07.2024



**SC Germany Consumer 2023-1  
Monthly Investor Report**

**10. Collateral**



Calculation Date			12.08.2024		
Payment Date			14.08.2024		
Period No			12		
Monthly Period			Aug 2024		
Interest Period	from	15.07.2024	to	14.08.2024	= 30 days
Collection Period	from	01.07.2024	to	31.07.2024	

<i>Collateral</i>	<i>Current Principal Balance in EUR</i>	<i>Percentage of Total Balance</i>	<i>Number of Loans</i>	<i>Percentage of Total Loans</i>
secured	9.159.948,12	1,14%	291	0,59%
unsecured	790.840.005,31	98,86%	49.304	99,41%
<b>Total</b>	<b>799.999.953,43</b>	<b>100,00%</b>	<b>49.595</b>	<b>100,00%</b>

**SC Germany Consumer 2023-1  
Monthly Investor Report**

**11. Insurances**



Calculation Date			12.08.2024		
Payment Date			14.08.2024		
Period No			12		
Monthly Period			Aug 2024		
Interest Period	from	15.07.2024	to	14.08.2024	= 30 days
Collection Period	from	01.07.2024	to	31.07.2024	

<i>Payment Protection Insurance</i>	<i>Current Principal Balance in EUR</i>	<i>Percentage of Total Balance</i>	<i>Number of Loans</i>	<i>Percentage of Total Loans</i>
No	248.534.052,95	31,07%	18.914	38,14%
Yes	551.465.900,48	68,93%	30.681	61,86%
<b>Total</b>	<b>799.999.953,43</b>	<b>100,00%</b>	<b>49.595</b>	<b>100,00%</b>

**SC Germany Consumer 2023-1  
Monthly Investor Report**

**12. Payment Methods**



Calculation Date	12.08.2024			
Payment Date	14.08.2024			
Period No	12			
Monthly Period	Aug 2024			
Interest Period	from	15.07.2024	to	14.08.2024 = 30 days
Collection Period	from	01.07.2024	to	31.07.2024

<i>Payment Method</i>	<i>Current Principal Balance in EUR</i>	<i>Percentage of Total Balance</i>	<i>Number of Loans</i>	<i>Percentage of Total Loans</i>
Direct Debit	780.355.175,28	97,54%	48.457	97,71%
Other	19.644.778,15	2,46%	1.138	2,29%
<b>Total</b>	<b>799.999.953,43</b>	<b>100,00%</b>	<b>49.595</b>	<b>100,00%</b>

<i>Cycle of Payment</i>	<i>Current Principal Balance in EUR</i>	<i>Percentage of Total Balance</i>	<i>Number of Loans</i>	<i>Percentage of Total Loans</i>
15th of month	197.130.479,63	24,64%	12.476	25,16%
1st of month	602.869.473,80	75,36%	37.119	74,84%
<b>Total</b>	<b>799.999.953,43</b>	<b>100,00%</b>	<b>49.595</b>	<b>100,00%</b>

**SC Germany Consumer 2023-1  
Monthly Investor Report**

**13. Effective Interest Rate**



Calculation Date			12.08.2024		
Payment Date			14.08.2024		
Period No			12		
Monthly Period			Aug 2024		
Interest Period	from	15.07.2024	to	14.08.2024	= 30 days
Collection Period	from	01.07.2024	to	31.07.2024	

Yield Range *	Current Principal Balance in EUR	Percentage of Total Balance	Number of Loans	Percentage of Total Loans
0: 0	34.421,96	0,00%	33	0,07%
1: 1	2.513.936,00	0,31%	338	0,68%
2: 2	28.178.878,73	3,52%	2.301	4,64%
3: 3	21.590.566,21	2,70%	1.593	3,21%
4: 4	41.314.515,23	5,16%	2.582	5,21%
5: 5	77.573.082,21	9,70%	4.185	8,44%
6: 6	107.158.752,65	13,39%	5.924	11,94%
7: 7	166.340.064,87	20,79%	9.765	19,69%
8: 8	192.469.423,70	24,06%	10.931	22,04%
9: 9	105.087.320,35	13,14%	7.388	14,90%
10:10	37.950.816,39	4,74%	2.749	5,54%
11:11	13.788.359,63	1,72%	1.175	2,37%
12:12	3.840.040,50	0,48%	340	0,69%
13:	2.159.775,00	0,27%	291	0,59%
<b>Total</b>	<b>799.999.953,43</b>	<b>100,00%</b>	<b>49.595</b>	<b>100,00%</b>

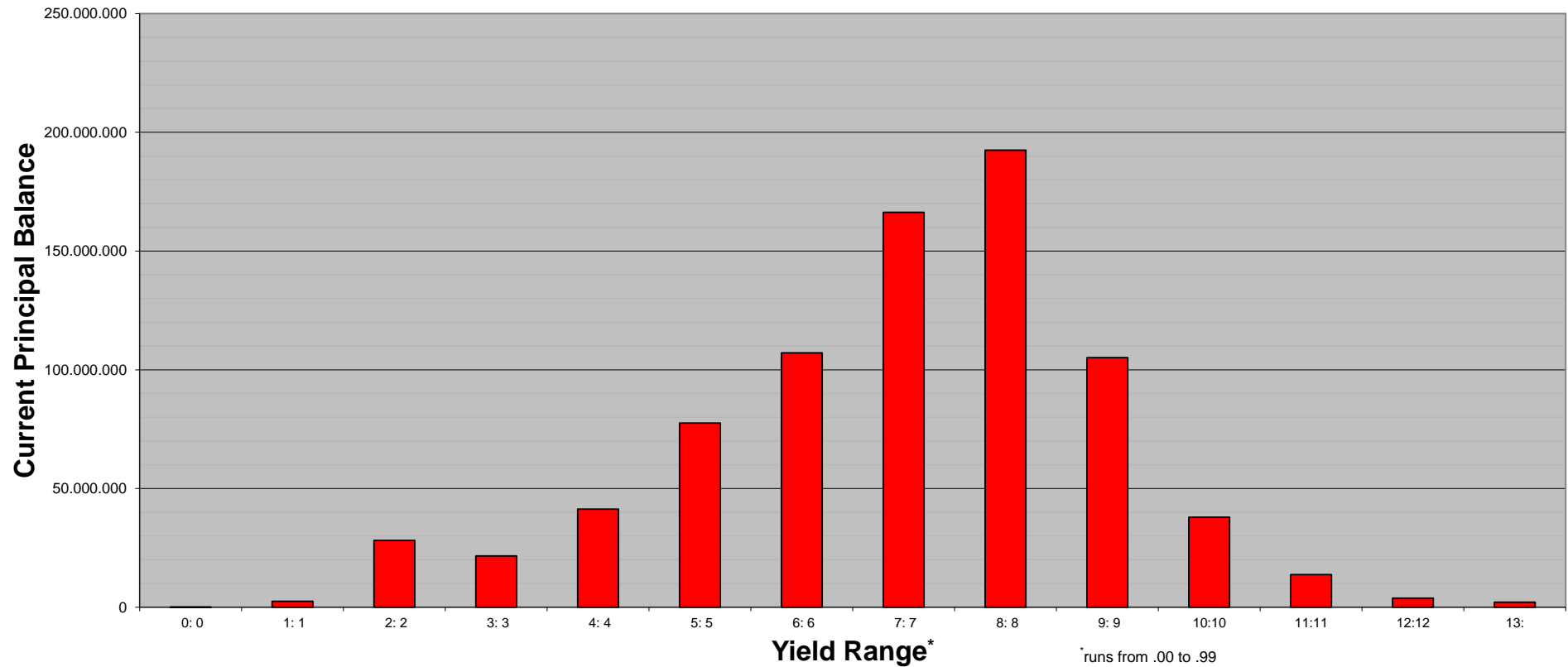
Statistics		in %
WA Interest		7,73%

\* runs from .00 to .99

**SC Germany Consumer 2023-1  
Monthly Investor Report**

**13.1 Effective Interest Rate (Graph)**

Calculation Date	12.08.2024	
Payment Date	14.08.2024	
Period No	12	
Monthly Period	Aug 2024	
Interest Period	from 15.07.2024	to 14.08.2024 = 30 days
Collection Period	from 01.07.2024	to 31.07.2024



**SC Germany Consumer 2023-1  
Monthly Investor Report**

**14. Seasoning**



Calculation Date	12.08.2024	
Payment Date	14.08.2024	
Period No	12	
Monthly Period	Aug 2024	
Interest Period	from 15.07.2024	to 14.08.2024 = 30 days
Collection Period	from 01.07.2024	to 31.07.2024

Seasoning in Months	Current Principal Balance in EUR	Percentage of Total Balance	Number of Loans	Percentage of Total Loans
0: 2	9.765.137,47	1,22%	621	1,25%
3: 5	50.592.011,84	6,32%	3.011	6,07%
6: 8	23.497.437,64	2,94%	1.661	3,35%
9:11	42.639.876,07	5,33%	3.031	6,11%
12:14	141.305.195,66	17,66%	8.440	17,02%
15:17	198.017.135,20	24,75%	11.410	23,01%
18:20	111.190.429,00	13,90%	6.551	13,21%
21:23	93.047.541,18	11,63%	5.798	11,69%
24:26	54.431.689,43	6,80%	3.528	7,11%
27:29	38.100.902,22	4,76%	2.440	4,92%
30:32	21.241.521,86	2,66%	1.631	3,29%
33:35	9.673.060,45	1,21%	831	1,68%
36:38	2.561.045,92	0,32%	235	0,47%
39:41	1.909.681,04	0,24%	138	0,28%
42:44	739.874,23	0,09%	89	0,18%
45:47	692.652,25	0,09%	69	0,14%
48:50	109.397,08	0,01%	15	0,03%
51:53	115.766,68	0,01%	22	0,04%
54:56	159.547,27	0,02%	25	0,05%
57:59	57.082,95	0,01%	10	0,02%
60:62	28.825,23	0,00%	9	0,02%
63:65	72.851,31	0,01%	11	0,02%
66:68	6.005,65	0,00%	4	0,01%
69:71	30.271,61	0,00%	3	0,01%
72:74	1.761,53	0,00%	2	0,00%
75:77	3.801,16	0,00%	3	0,01%
78:80	3.254,84	0,00%	3	0,01%
81:	6.196,66	0,00%	4	0,01%
<b>Total</b>	<b>799.999.953,43</b>	<b>100,00%</b>	<b>49.595</b>	<b>100,00%</b>

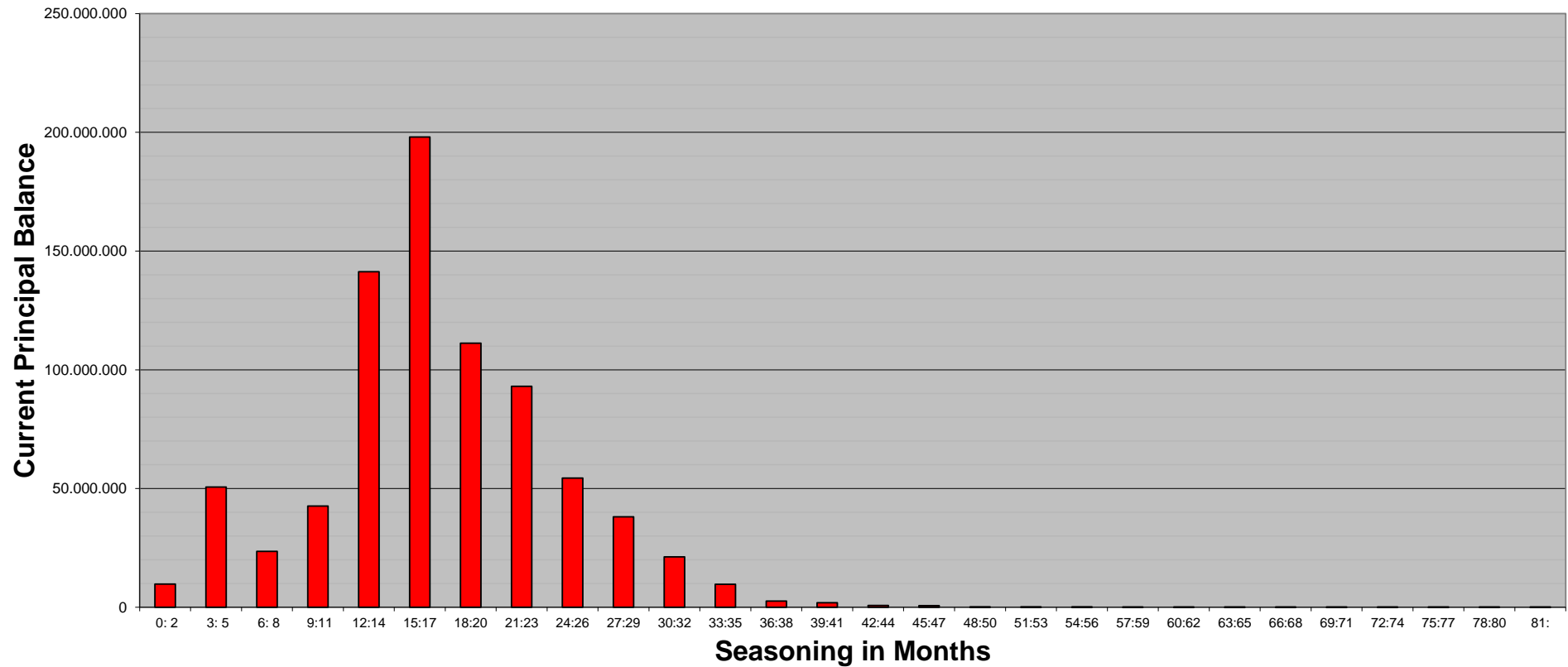
**Statistics**

WA Seasoning	17,09
--------------	-------

**SC Germany Consumer 2023-1  
Monthly Investor Report**

**14.1 Seasoning (Graph)**

Calculation Date	12.08.2024				
Payment Date	14.08.2024				
Period No	12				
Monthly Period	Aug 2024				
Interest Period	from	15.07.2024	to	14.08.2024	= 30 days
Collection Period	from	01.07.2024	to	31.07.2024	





**SC Germany Consumer 2023-1  
Monthly Investor Report**

**15. Remaining Term**



Calculation Date			12.08.2024			
Payment Date			14.08.2024			
Period No			12			
Monthly Period			Aug 2024			
Interest Period	from	15.07.2024	to	14.08.2024	=	30 days
Collection Period	from	01.07.2024	to	31.07.2024		

<i>Remaining Term in Months</i>	<i>Current Principal Balance in EUR</i>	<i>Percentage of Total Balance</i>	<i>Number of Loans</i>	<i>Percentage of Total Loans</i>
0: 6	728.112,78	0,09%	1.183	2,39%
7: 13	2.670.019,34	0,33%	1.410	2,84%
14: 20	4.896.825,09	0,61%	1.532	3,09%
21: 27	8.818.004,72	1,10%	1.966	3,96%
28: 34	12.985.312,20	1,62%	2.109	4,25%
35: 41	15.984.618,06	2,00%	2.063	4,16%
42: 48	23.172.525,80	2,90%	2.438	4,92%
49: 55	23.084.642,59	2,89%	2.029	4,09%
56: 62	42.351.940,47	5,29%	3.257	6,57%
63: 69	71.720.246,31	8,97%	4.294	8,66%
70: 76	141.756.829,28	17,72%	7.132	14,38%
77: 83	293.635.973,27	36,70%	13.074	26,36%
84: 90	105.602.609,53	13,20%	4.763	9,60%
91: 97	52.537.400,78	6,57%	2.343	4,72%
98:	54.893,21	0,01%	2	0,00%
<b>Total</b>	<b>799.999.953,43</b>	<b>100,00%</b>	<b>49.595</b>	<b>100,00%</b>

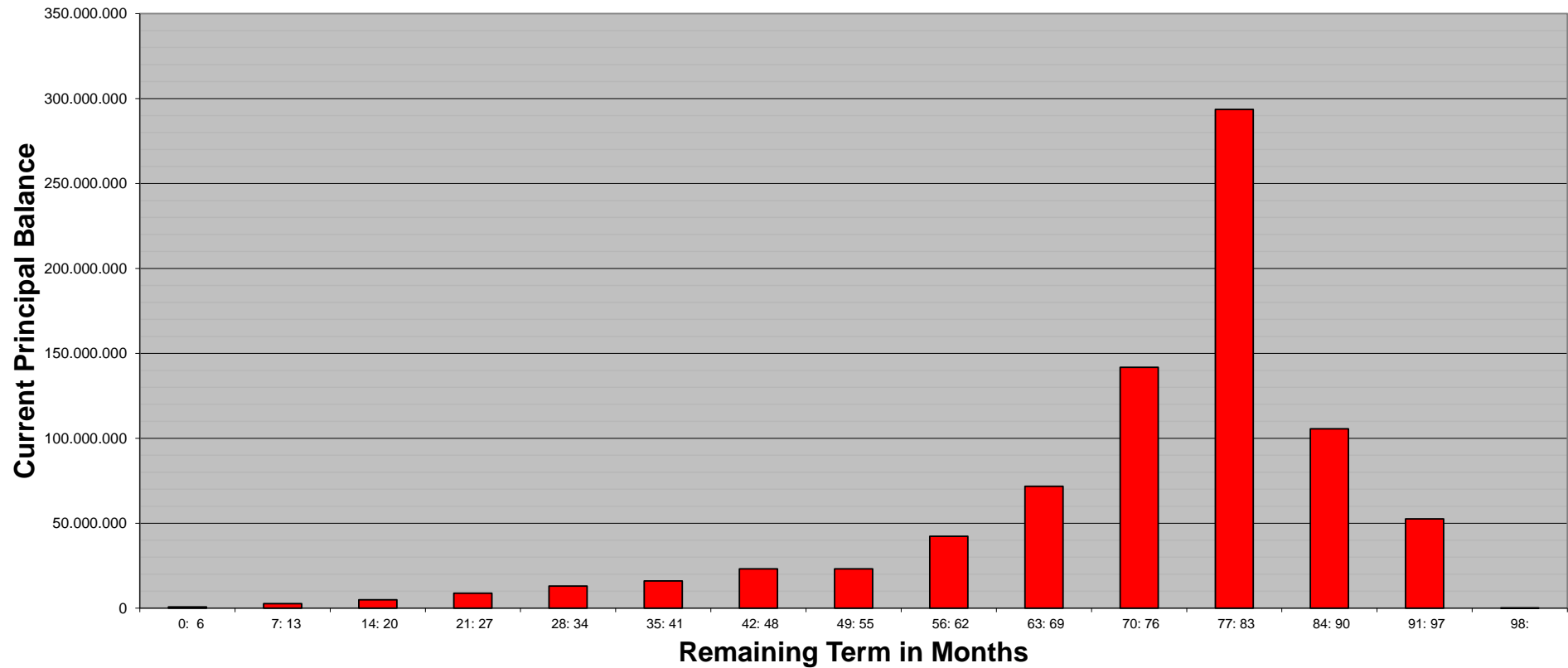
**Statistics**

WA Remaining Term	73,71
-------------------	-------

**SC Germany Consumer 2023-1  
Monthly Investor Report**

**15.1 Remaining Term (Graph)**

Calculation Date	12.08.2024	
Payment Date	14.08.2024	
Period No	12	
Monthly Period	Aug 2024	
Interest Period	from 15.07.2024	to 14.08.2024 = 30 days
Collection Period	from 01.07.2024	to 31.07.2024



**SC Germany Consumer 2023-1  
Monthly Investor Report**

**16. Original Term**



Calculation Date	12.08.2024	
Payment Date	14.08.2024	
Period No	12	
Monthly Period	Aug 2024	
Interest Period	from 15.07.2024	to 14.08.2024 = 30 days
Collection Period	from 01.07.2024	to 31.07.2024

<i>Original Term in Months</i>	<i>Current Principal Balance in EUR</i>	<i>Percentage of Total Balance</i>	<i>Number of Loans</i>	<i>Percentage of Total Loans</i>
0: 13	229.149,23	0,03%	226	0,46%
14: 20	550.973,20	0,07%	515	1,04%
21: 27	2.710.717,71	0,34%	1.453	2,93%
28: 34	1.130.043,40	0,14%	331	0,67%
35: 41	9.285.759,92	1,16%	2.588	5,22%
42: 48	3.504.964,01	0,44%	535	1,08%
49: 55	18.519.400,32	2,31%	3.247	6,55%
56: 62	28.738.472,79	3,59%	3.417	6,89%
63: 69	7.391.499,12	0,92%	631	1,27%
70: 76	34.663.401,81	4,33%	2.998	6,04%
77: 83	12.032.914,04	1,50%	676	1,36%
84: 90	89.259.392,80	11,16%	6.448	13,00%
91: 97	430.390.038,01	53,80%	20.207	40,74%
98:104	157.189.566,52	19,65%	6.186	12,47%
105:111	4.250.626,45	0,53%	134	0,27%
112:	153.034,10	0,02%	3	0,01%
<b>Total</b>	<b>799.999.953,43</b>	<b>100,00%</b>	<b>49.595</b>	<b>100,00%</b>

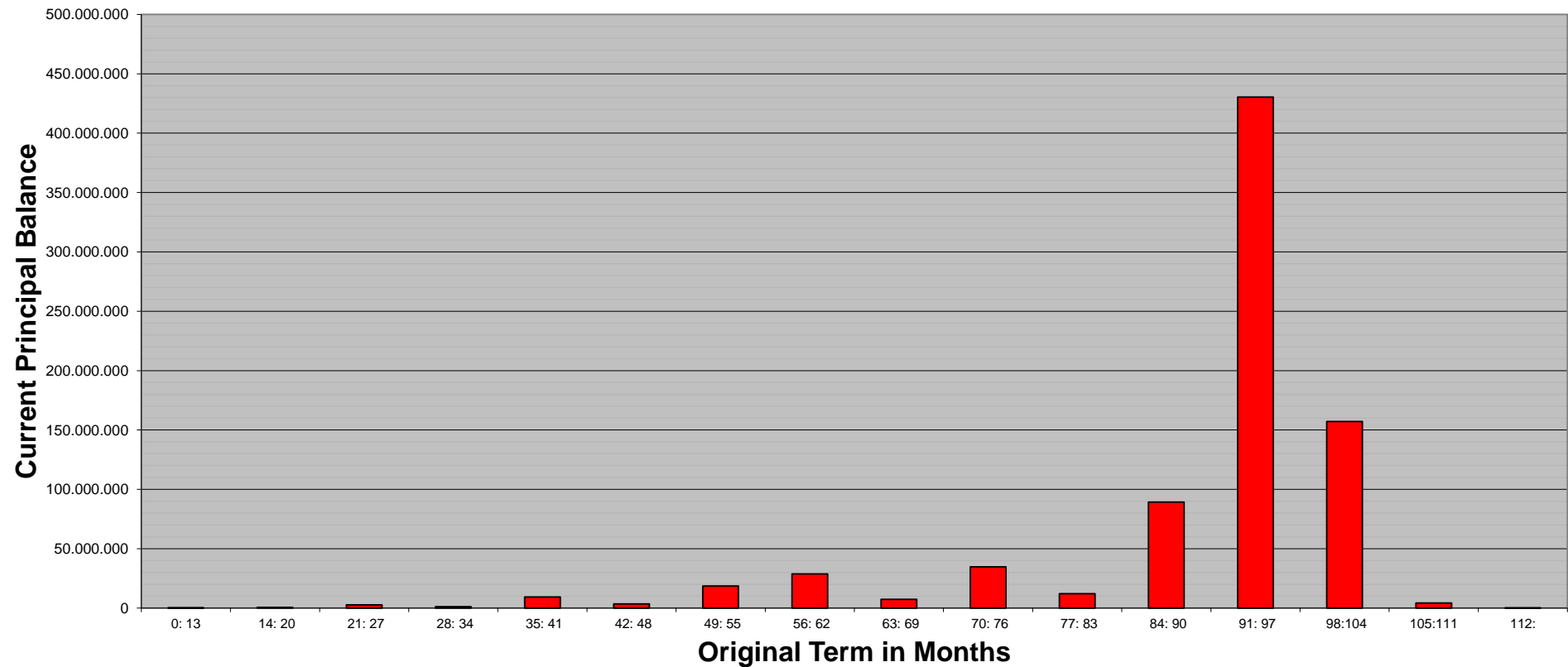
**Statistics**

WA Original Term	90,80
------------------	-------

**SC Germany Consumer 2023-1  
Monthly Investor Report**

**16.1 Original Term (Graph)**

Calculation Date	12.08.2024	
Payment Date	14.08.2024	
Period No	12	
Monthly Period	Aug 2024	
Interest Period	from 15.07.2024	to 14.08.2024 = 30 days
Collection Period	from 01.07.2024	to 31.07.2024



**SC Germany Consumer 2023-1  
Monthly Investor Report**

**17. Loan Concentration**

Calculation Date			12.08.2024			
Payment Date			14.08.2024			
Period No			12			
Monthly Period			Aug 2024			
Interest Period	from	15.07.2024	to	14.08.2024	=	30 days
Collection Period	from	01.07.2024	to	31.07.2024		



<i>Loan Concentration</i>	<i>Current Principal Balance in EUR</i>	<i>Percentage of Total Balance</i>	<i>Number of Loans</i>	<i>Percentage of Total Loans</i>	<i>Number of Debtors</i>	<i>Percentage of Total Debtors</i>
1: 1	787.199.698,85	98,40%	48.469	97,73%	48.469	98,86%
2: 2	12.583.555,26	1,57%	1.096	2,21%	548	1,12%
3: 3	216.699,32	0,03%	30	0,06%	10	0,02%
4: 4	0,00	0,00%	0	0,00%	0	0,00%
5: 5	0,00	0,00%	0	0,00%	0	0,00%
6: 6	0,00	0,00%	0	0,00%	0	0,00%
7: 7	0,00	0,00%	0	0,00%	0	0,00%
<b>Total</b>	<b>799.999.953,43</b>	<b>100,00%</b>	<b>49.595</b>	<b>100,00%</b>	<b>49.027</b>	<b>100,00%</b>

SC Germany Consumer 2023-1  
Monthly Investor Report

18. Amortisation Profile



Calculation Date	12.08.2024					
Payment Date	14.08.2024					
Period No	12					
Monthly Period	Aug 2024					
Interest Period	from	15.07.2024	to	14.08.2024	=	30 days
Collection Period	from	01.07.2024	to	31.07.2024		

Amortisation profile

Collection Period	Outstanding Volume	Collection Period	Outstanding Volume
1	799.999.953,43 €	51	292.378.335,15 €
2	790.255.502,96 €	52	282.256.116,64 €
3	780.445.496,98 €	53	272.141.264,99 €
4	770.612.610,19 €	54	262.040.139,11 €
5	760.755.001,91 €	55	251.948.518,64 €
6	750.876.972,74 €	56	241.859.550,14 €
7	740.978.516,41 €	57	231.800.875,34 €
8	731.043.629,20 €	58	221.778.646,15 €
9	721.083.879,88 €	59	211.822.542,74 €
10	711.101.126,43 €	60	201.953.421,24 €
11	701.104.561,07 €	61	192.175.580,11 €
12	691.090.114,88 €	62	182.425.670,80 €
13	681.061.277,07 €	63	172.708.358,67 €
14	670.994.721,10 €	64	163.049.069,68 €
15	660.901.505,61 €	65	153.461.160,36 €
16	650.783.585,91 €	66	143.967.703,19 €
17	640.634.030,45 €	67	134.585.569,00 €
18	630.465.407,16 €	68	125.255.471,97 €
19	620.275.713,08 €	69	116.060.527,81 €
20	610.059.103,90 €	70	107.041.462,04 €
21	599.828.368,44 €	71	98.245.353,80 €
22	589.588.363,93 €	72	89.669.234,83 €
23	579.352.983,34 €	73	81.417.923,46 €
24	569.125.352,46 €	74	73.371.215,91 €
25	558.914.320,72 €	75	65.576.094,30 €
26	548.683.789,51 €	76	58.132.984,94 €
27	538.439.515,66 €	77	51.013.349,23 €
28	528.172.951,64 €	78	44.194.668,66 €
29	517.886.547,00 €	79	37.740.466,95 €
30	507.592.729,05 €	80	31.517.155,79 €
31	497.295.317,97 €	81	25.807.809,61 €
32	486.975.840,98 €	82	20.799.714,61 €
33	476.659.626,50 €	83	16.529.035,69 €
34	466.341.054,69 €	84	13.024.379,29 €
35	456.037.885,94 €	85	10.667.215,56 €
36	445.754.489,82 €	86	8.669.518,12 €
37	435.501.083,10 €	87	6.990.641,20 €
38	425.236.837,81 €	88	5.580.983,87 €
39	414.966.722,20 €	89	4.380.326,18 €
40	404.698.238,20 €	90	3.355.816,62 €
41	394.429.243,31 €	91	2.492.384,71 €
42	384.164.481,75 €	92	1.718.844,11 €
43	373.901.720,39 €	93	1.037.504,90 €
44	363.621.272,63 €	94	434.173,74 €
45	353.354.437,25 €	95	115.662,15 €
46	343.112.903,44 €	96	6.774,33 €
47	332.908.986,42 €	97	1.843,50 €
48	322.742.540,39 €	98	803,60 €
49	312.624.050,01 €	99	- €
50	302.499.554,94 €	100	- €

**SC Germany Consumer 2023-1**  
**Monthly Investor Report**

**19. Priority of Payments + Transaction Costs**

Calculation Date	12.08.2024				
Payment Date	14.08.2024				
Period No	12				
Monthly Period	Aug 2024				
Interest Period	from	15.07.2024	to	14.08.2024	= 30 days
Collection Period	from	01.07.2024	to	31.07.2024	



**Pre-Enforcement Available Interest Amount**

Interest Collections	+	4.823.414,91 €
Other Interest Payments by the Seller to the Issuer	+	0,00 €
Recoveries received by the Seller	+	29.897,93 €
Interest Earned on Transaction Account and Purchase Shortfall Account	+	0,00 €
Amounts standing to the Commingling Reserve Account	+	0,00 €
Amounts standing to the credit of the Liquidity Reserve Account	+	10.355.524,52 €
Interests paid by the Interest Swap Counterparty to the Issuer	+	273.593,86 €
Principal Addition Amounts	+	0,00 €
Other Amounts paid to the Issuer	+	0,00 €
Remaining Pre-Enforcement Available Principal Amount	+	0,00 €
Available Interest Amount	=	15.482.431,22 €

**Pre-Enforcement Available Principal Amount**

Principal Collections (including Deemed Collections)	+	27.774.428,67 €
Other principal amount paid by the Seller to the Issuer	+	- €
Final Repurchase Price	+	- €
Amounts standing to the credit of the Commingling Reserve Account	+	- €
Amounts standing to the credit of the Set-Off Reserve Account	+	- €
Amounts standing to the credit of the Purchase Shortfall Account	+	4,60 €
Mezzanine Loan Disbursement Amount paid by the Originator to the Issuer	+	- €
Principal Deficiency Sub-Ledger	+	2.407.067,53 €
Other Amounts paid to the Issuer	+	- €
Available Principal Amount	=	30.181.500,80 €

\*excl. any interest earned on any balance credited to the Commingling Reserve Account

**Pre-Enforcement Interest Priority of Payments**

Available Interest Amount	15.482.431,22 €
Senior Expenses and Taxes	- 31.123,70 €
Replacement Servicer Fee Reserve Shortfall	- - €
Swap Interest Payment other than subordinated Payments	- - €
Interest on Class A Notes	- 2.185.731,52 €
Interest on Class B (If Most Senior Note or Class B PDL < 25%)	- 172.032,00 €
Interest on Class C (If Most Senior Note or Class C PDL < 25%)	- 222.990,08 €
Interest on Class D (If Most Senior Note or Class D PDL < 25%)	- 269.048,00 €
Interest on Class E (If Most Senior Note or Class E PDL < 25%)	- 366.090,08 €
Interest on Class F (If Most Senior Note or Class F PDL < 25%)	- 80.758,72 €
Liquidity Reserve Amount Replenishment (Part I)	- 7.798.400,00 €
Crediting the PDLs until cleared	- 2.407.067,53 €
Liquidity Reserve Amount Replenishment (Part II)	- 1.949.189,59 €
Interest Class B (if not paid above)	- - €
Interest Class C (if not paid above)	- - €
Interest Class D (if not paid above)	- - €
Interest Class E (if not paid above)	- - €
Interest Class F (if not paid above)	- - €
Target Principal Redemption Amount Class F	- - €
Mezzanine Loan Interest	- - €
Termination Payment [Re. Swap Agreement]	- - €
Interests Liquidity Reserve Loan	- - €
Principal Of Liquidity Reserve Loan	- - €
Any Remaining Amount To The Seller	= - €

**Pre-Enforcement Principal Priority of Payments**

Available Principal Amount	30.181.500,80 €
Senior Expense Deficit	- - €
Net Note Available Principal Proceeds	= 30.181.500,80 €
Replenishment	- 30.181.472,67 €
Purchase Shortfall Amount	- 28,13 €
Prior to Sequential Payment Trigger Event: Class A Pro Rata- Principal Payment Amount	- - €
Prior to Sequential Payment Trigger Event: Class B Pro Rata- Principal Payment Amount	- - €
Prior to Sequential Payment Trigger Event: Class C Pro Rata- Principal Payment Amount	- - €
Prior to Sequential Payment Trigger Event: Class D Pro Rata- Principal Payment Amount	- - €
Prior to Sequential Payment Trigger Event: Class E Pro Rata- Principal Payment Amount	- - €
On or after to Sequential Payment Trigger Event: Redemption Class A	- - €
Full Redemption Class B - F ( after Regulatory Change Event)	- - €
Full Payment of Deferred Purchase Price	- - €
On or after to Sequential Payment Trigger Event: Redemption Class B	- - €
On or after to Sequential Payment Trigger Event: Redemption Class C	- - €
On or after to Sequential Payment Trigger Event: Redemption Class D	- - €
On or after to Sequential Payment Trigger Event: Redemption Class E	- - €
On or after to Sequential Payment Trigger Event: Redemption Class F	- - €
Mezzanine Loan Principal	- - €
On or after to Sequential Payment Trigger Event: Redemption of Deferred Purchase Price	- - €
Clearing of rounding differences	- - €
Transaction Account Remaining Amount	= - €

**Transaction Costs**

	Total	Class A	Class B	Class C	Class D	Class E	Class F	Liquidity Reserve Loan
Senior Expenses	31.123,70 €							
Interest accrued for the Period	3.306.405,40 €	2.185.731,52 €	172.032,00 €	222.990,08 €	269.048,00 €	366.090,08 €	80.758,72 €	9.755,00 €
Cumulative Interest accrued	40.758.230,85 €	27.030.713,76 €	2.113.696,00 €	2.722.699,04 €	3.267.821,44 €	4.420.819,04 €	1.086.590,40 €	115.891,17 €
Interest Payments	3.296.650,40 €	2.185.731,52 €	172.032,00 €	222.990,08 €	269.048,00 €	366.090,08 €	80.758,72 €	- €
Cumulative Interest Payments	40.699.050,52 €	27.030.713,76 €	2.113.696,00 €	2.722.699,04 €	3.267.821,44 €	4.420.819,04 €	1.086.590,40 €	56.710,84 €
Unpaid Interest for the Period	9.755,00 €	- €	- €	- €	- €	- €	- €	9.755,00 €
Cumulative Unpaid Interest	59.180,33 €	- €	- €	- €	- €	- €	- €	59.180,33 €
Liquidity Reserve Loan only: Outstanding Amount	11.706.000,00 €							11.706.000,00 €

**SC Germany Consumer 2023-1  
Monthly Investor Report**

**20. Retention**



Calculation Date	12.08.2024				
Payment Date	14.08.2024				
Period No	12				
Monthly Period	Aug 2024				
Interest Period	from	15.07.2024	to	14.08.2024	= 30 days
Collection Period	from	01.07.2024	to	31.07.2024	

For the purposes of compliance with the requirements of Article 6(3)(c) of the Securitisation Regulation, the Seller will retain, in its capacity as originator within the meaning of the Securitisation Regulation, on an ongoing basis for the life of the transaction, such net economic interest through an interest in randomly selected exposures.

Amount of randomly Selected Exposures 40.149.994,44 €



**SC Germany Consumer 2023-1  
Monthly Investor Report**

**21. Counterparties**



Calculation Date	12.08.2024	
Payment Date	14.08.2024	
Period No	12	
Monthly Period	Aug 2024	
Interest Period	from 15.07.2024	to 14.08.2024
Collection Period	from 01.07.2024	to 31.07.2024
		= 30 days

**Joint Lead Managers**

**Santander Corporate & Investment Banking**  
2 Triton Square  
Regent's Place  
London NW1 3AN  
United Kingdom

**Deutsche Bank AG**  
Taubusanlage 12  
60325 Frankfurt am Main  
Germany

**ING Bank N.V.**  
Bijlmerdreef 106  
1102 CT Amsterdam  
The Netherlands

**Corporate Administrator**

**Circumference FS (Luxembourg) S.A.**  
22-24 Boulevard Royal  
L-2449 Luxembourg  
Grand Duchy of Luxembourg

**Luxembourg Listing Agent**

**Bank of New York Mellon SA-NV/Luxembourg**  
2-4 rue Eugène Ruppert  
L-2453 Luxembourg  
Grand Duchy of Luxembourg

**Principal Paying Agent, Calculation Agent,  
Cash Administrator, Interest Determination Agent  
& Back-Up Servicer Facilitator**

**Bank of New York Mellon**  
One Canada Square  
London E14 5AL  
United Kingdom

**Account Bank & Transaction Security Trustee**

**Bank of New York Mellon**  
Messe Turm, Friedrich-Ebert-Anlage 49  
60327 Frankfurt am Main  
Germany

**Interest Swap Counterparty:**

**DZ Bank AG**  
Platz der Republik  
60325 Frankfurt am Main  
Germany

**Data Trustee:**

**Oversea FS B.V.**  
Museumlaan 23581 HK, Utrecht  
3581 HK Utrecht  
The Netherlands

**Rating Agencies:**

**Fitch Ratings**  
Neue Mainzer Strasse 46 - 50  
60311 Frankfurt am Main  
Germany

**Moody's Investors Service España, S.A.**  
Príncipe de Vergara, 131 - 6º Floor  
28002 Madrid  
Spain

**DBRS Ratings Ltd.**  
Structured Finance  
1 Minister Court, 10th floor, Mincing Lane  
EC3R 7 AA London  
United Kingdom

Fitch			Moody's			DBRS			Counterparty status
Long Term	Short Term	Outlook	Long Term	Short Term	Outlook	Long Term	Short Term	Outlook	
A-	F2	STABLE	A2	P-1	POS	AH	R-1M	STABLE	performing
A-	F2	STABLE	A1	P-1	STABLE	A	R-1L	POS	performing
A+	F1	STABLE	Baa1	-	POS	AH	R-1M	STABLE	performing
-	-	-	-	-	-	-	-	-	performing
AA	F1+	STABLE	-	P-1	NEG	AA	R-1H	STABLE	performing
AA	F1+	STABLE	Aa2	P-1	NEG	AAH	R-1H	STABLE	performing
AA	F1+	STABLE	Aa2	P-1	NEG	AAH	R-1H	STABLE	performing
AA-	F1+	STABLE	Aa2	P-1	STABLE	AAL	R-1M	STABLE	performing
-	-	-	-	-	-	-	-	-	performing

Ratings as of 31.07.2024, data source: Bloomberg

## SC Germany Consumer 2023-1 Monthly Investor Report

### 22. Issuer Information



Calculation Date		12.08.2024				
Payment Date		14.08.2024				
Period No		12				
Monthly Period		Aug 2024				
Interest Period	from	15.07.2024	to	14.08.2024	=	30 days
Collection Period	from	01.07.2024	to	31.07.2024		

**Deal Name:**

**SC Germany Consumer 2023-1**

**Issuer:**

**SC GERMANY S.A., COMPARTMENT CONSUMER 2023-1**

The Managing Directors  
22-24 Boulevard Royal  
L-2449 Luxembourg,  
Grand Duchy of Luxembourg

**LEI:**

54930010DV9V1WKUO071

**Seller of the Receivables:**

**Santander Consumer Bank AG**

**Servicer Name:**

**Santander Consumer Bank AG**

**Reporting Entity:**

**Santander Consumer Bank AG**

Capital Markets  
Santander-Platz 1  
41061 Mönchengladbach  
Germany  
eMail abs\_ger@santander.de

**SPV-Administrator:**

**Circumference FS (Luxembourg) S.A.**

22-24 Boulevard Royal  
L-2449 Luxembourg,  
Grand Duchy of Luxembourg

**SC Germany Consumer 2023-1  
Monthly Investor Report**

**23. Swap Counterparty Data**



Calculation Date	12.08.2024				
Payment Date	14.08.2024				
Period No	12				
Monthly Period	Aug 2024				
Interest Period	from	15.07.2024	to	14.08.2024	=
Collection Period	from	01.07.2024	to	31.07.2024	30 days

**Swap Counterparty**

Swap Counterparty DZ Bank AG  
Swap Rating Trigger Breach no

Rating Trigger & Current Ratings	Consequenses	Fitch			Moody's			DBRS		
		Long Term or Derivative Counterparty Rating	Short Term	Outlook	Long Term (CRA)	Short Term	Outlook	"Critical obligations rating" or higher of "issuer rating" and "senior unsecured debt rating"	Outlook	Trigger breach
1st Rating Trigger	Collateral, Guarantee or Replacement	A	F1		A3			A		no
2nd Rating Trigger	Replacement	BBB-	F3		Baa1			BBB		no
<b>Current Counterparty Ratings</b>		AA(dcr)	F1+	STABLE	Aa2(cr)	P-1	STABLE	AAL	STABLE	

**Current Swap Data**

Swap Type Fixed Floating Interest Rate Swap  
Notional Amount 779.840.000,00 €  
Fixed Rate 3,1900%  
Floating Rate (Euribor) 3,6100%  
Net Swap Payments - 273.593,86 €  
Notional Amount next period 779.840.000,00

**Swap Counterparty Details**

DZ Bank AG  
Kapitalmärkte Handel / ABS-Emissionen  
Platz der Republik  
60265 Frankfurt am Main  
Germany  
Email: structured.products@dzbank.de

**Counterparty Replacement**

Old Counterparty  
Current Counterparty

DZ Bank AG  
DZ Bank AG

**Swap Collateral**

Beginning of Period - €  
Cash Outflow - €  
Cash Inflow - €  
End of Period - €

Ratings as of 31.07.2024, data source: Bloomberg

In case of Fitch, only one required rating must be held

**SC Germany Consumer 2023-1  
Monthly Investor Report**

**24. Santander Consumer Bank**



**Contact Details**

Team ABS

[abs\\_qer@santander.de](mailto:abs_qer@santander.de)

Calculation Date	12.08.2024	
Payment Date	14.08.2024	
Period No	12	
Monthly Period	Aug 2024	
Interest Period	from 15.07.2024	to 14.08.2024 = 30 days
Collection Period	from 01.07.2024	to 31.07.2024

**Ratings Santander**

**Banco Santander S.A.**

**Santander Consumer Finance S.A.**

**Santander Consumer Bank AG**

Fitch			Moody's			DBRS		
Long Term	Short Term	Outlook	Long Term	Short Term	Outlook	Long Term	Short Term	Outlook
A	F1	STABLE	A3(cr)	P-2(cr)	POS	AH	R-1M	STABLE
A	F1	STABLE	A3(cr)	P-2(cr)	POS	-	-	-
A-	F2	STABLE	A1(cr)	P-1(cr)	STABLE	-	-	-

Ratings as of 31.07.2024, data source: Bloomberg

**SC Germany Consumer 2023-1  
Monthly Investor Report**

**25. Glossary**



Calculation Date		12.08.2024				
Payment Date		14.08.2024				
Period No		12				
Monthly Period		Aug 2024				
Interest Period	from	15.07.2024	to	14.08.2024	=	30 days
Collection Period	from	01.07.2024	to	31.07.2024		

**Aggregate Outstanding Principal Amount:**

Shall mean in respect of all Purchased Receivables at any time, the aggregate of the Outstanding Principal Amounts of all Purchased Receivables which, as of such time, are not defaulted receivables.

**Defaulted Contracts/Defaults:**

Shall mean as of any date, any purchased receivable which has been declared due and payable in full in accordance to the Credit and Collection Policy which in principal is between 120 and 180 calendar days after the due date.

**Delinquent Receivable:**

Shall mean as of any date, any purchased receivable which is more than 30 days overdue and not a defaulted contract.

**Excess Spread:**

Excess Spread equals WA Portfolio Yield minus Fixed Swap Rate minus WA Notes Margin

**Legal Maturity:**

Final Payment date on which each Class A Note will be redeemed in full.

**Expected Maturity:**

Maturity date of the notes under the assumption of inter alia (a) a 27 % constant prepayment rate, (b) an exercised Clean-Up Call at 10%,

**Payment Protection Insurance:**

Insurance, composed of life insurance and/or accident insurance and/or temporary disability insurance and/or unemployment insurance, which covers the risk that a Debtor in its capacity as insured person is unable to pay the Loan Instalments owed by such Debtor life insurance

**Recoveries:**

Any amount received on defaulted contracts

**Set-Off Reserves (X/Y):**

Protection against set-off risks due to (X) capitalized service fees (e.g. Payment Protection Insurance, Gap Insurance, Repair Cost Insurance) and (Y) deposits