

SC Germany Consumer 2020-1 Monthly Investor Report



**SC Germany Consumer 2020-1
Monthly Investor Report**

Cover Sheet Monthly Investor Report



Calculation Date	10.11.2022				
Payment Date	14.11.2022				
Period No	24				
Monthly Period	Nov 2022				
Interest Period from	14.10.2022	to	14.11.2022	=	31 days
Collection Period from	01.10.2022	to	31.10.2022		

Index	Page
1. Portfolio Information	1
1.1 Portfolio Information per period	2
2. Reserve Accounts	3
3.1 Delinquency Data	4
3.2 Default Data	5
3.3 Defaults & Recoveries per period	6
4. Concentration Limits	7
5. Outstanding Notes	8
6. Original Principal Balance	9
6.1 Original PB (Graph)	10
7. Current Principal Balance	11
7.1 Current PB (Graph)	12
8. Borrower Concentration	13
9. Geographical Distribution	14
9.1 Geographical (Graph)	15
10. Collateral	16
11. Insurances	17
12. Payment Methods	18
13. Effective Interest Rate	19
13.1 Effective Interest Rate (Graph)	20
14. Seasoning	21
14.1 Seasoning (Graph)	22
15. Remaining Term	23
15.1 Remaining Term (Graph)	24
16. Original Term	25
16.1 Original Term (Graph)	26
17. Loan Concentration	27
18. Amortisation Profiles	28
19. Priority of Payments + Transaction Costs	29
20. Retention	30
21. Counterparties	31
21. Issuer Information	32
23. Swap Counterparty	33
24. Santander Consumer Bank	34
25. Glossary	35

**SC Germany Consumer 2020-1
Monthly Investor Report**

1. Portfolio Information



Calculation Date	10.11.2022			
Payment Date	14.11.2022			
Period No	24			
Monthly Period	Nov 2022			
Interest Period from	14.10.2022	to	14.11.2022	= 31 days
Collection Period from	01.10.2022	to	31.10.2022	

Outstanding Receivables	No. of Contracts	current period	previous period
		Aggregate Outstanding Principal Amount	Aggregate Outstanding Principal Amount
Beginning of Period	106.170	1.091.302.713,23 €	1.137.704.113,13 €
Scheduled Principal Payments		20.896.411,55 €	
Prepayment Principal		17.461.551,76 €	
Total Principal Collections		38.357.963,31 €	43.640.793,81 €
Total Interest Collections		4.980.478,64 €	5.185.076,96 €
Defaults		2.904.644,76 €	2.760.606,09 €
Replenishment Amount		- €	- €
End of Period		1.050.040.105,16 €	1.091.302.713,23 €
Purchase Shortfall Amount		116,14 €	70,42 €
Total Assets (End of Period)	103.668	1.050.040.221,30 €	1.091.302.783,65 €
Current Prepayment Rate (annualised)		17,6%	
Current Poolfactor		56,9%	

SC Germany Consumer 2020-1
Monthly Investor Report

1.1 Portfolio Information per period

Calculation Date	10.11.2022		
Payment Date	14.11.2022		
Period No	24		
Monthly Period	Nov 2022		
Interest Period	from	14.10.2022	to 14.11.2022 = 31 days
Collection Period	from	01.10.2022	to 31.10.2022



Collection Period	Outstanding BOP	Scheduled Principal Payments	Prepayment Principal	Total Principal Collections	Prepayment Rate
1	€ 1.799.999.933,09	€ 28.004.372,02	€ 37.328.045,90	€ 65.332.417,92	22,23%
2	€ 1.799.999.978,57	€ 27.656.379,76	€ 32.092.572,15	€ 59.748.951,91	19,42%
3	€ 1.799.999.995,61	€ 30.260.180,50	€ 40.849.586,79	€ 71.109.767,29	24,08%
4	€ 1.799.999.991,50	€ 29.666.354,11	€ 42.585.774,69	€ 72.252.128,80	24,97%
5	€ 1.799.999.993,97	€ 29.272.948,70	€ 52.031.411,07	€ 81.304.359,77	29,67%
6	€ 1.799.999.998,42	€ 28.945.451,65	€ 45.554.564,24	€ 74.500.015,89	26,48%
7	€ 1.799.999.986,54	€ 29.236.040,56	€ 43.340.599,83	€ 72.576.640,39	25,36%
8	€ 1.799.999.989,63	€ 29.279.001,04	€ 50.076.352,28	€ 79.355.353,32	28,72%
9	€ 1.799.999.997,62	€ 29.869.284,36	€ 62.441.257,36	€ 92.310.541,72	34,54%
10	€ 1.799.999.984,70	€ 29.621.444,89	€ 51.566.098,32	€ 81.187.543,21	29,45%
11	€ 1.799.999.992,84	€ 30.177.669,47	€ 47.987.492,90	€ 78.165.162,37	27,69%
12	€ 1.799.999.993,58	€ 30.876.744,16	€ 47.465.290,02	€ 78.342.034,18	27,43%
13	€ 1.799.999.958,85	€ 29.556.876,67	€ 45.760.187,19	€ 75.317.063,86	26,58%
14	€ 1.721.647.673,05	€ 28.588.769,79	€ 30.693.631,43	€ 59.282.401,22	19,42%
15	€ 1.658.715.590,68	€ 28.499.176,78	€ 47.084.893,55	€ 75.584.070,33	29,22%
16	€ 1.579.516.526,08	€ 27.185.727,46	€ 44.025.413,58	€ 71.211.141,04	28,77%
17	€ 1.504.720.267,30	€ 26.381.970,38	€ 42.816.372,78	€ 69.198.343,16	29,28%
18	€ 1.432.703.420,57	€ 26.625.784,19	€ 34.486.040,66	€ 61.111.824,85	25,35%
19	€ 1.366.855.787,27	€ 24.783.879,79	€ 37.217.290,41	€ 62.001.170,20	28,20%
20	€ 1.301.382.552,83	€ 23.445.035,29	€ 31.526.190,43	€ 54.971.225,72	25,49%
21	€ 1.243.335.118,53	€ 23.488.188,23	€ 27.123.684,87	€ 50.611.873,10	23,25%
22	€ 1.189.492.514,20	€ 22.033.853,80	€ 26.062.473,99	€ 48.096.327,79	23,34%
23	€ 1.137.704.113,13	€ 21.376.728,61	€ 22.264.065,20	€ 43.640.793,81	21,11%
24	€ 1.091.302.713,23	€ 20.896.411,55	€ 17.461.551,76	€ 38.357.963,31	17,60%
25					
26					
27					
28					
29					
30					
31					
32					
33					
34					
35					
36					
37					
38					
39					
40					
41					
42					
43					
44					
45					
46					
47					
48					
49					
50					
51					
52					
53					
54					
55					
56					
57					
58					
59					
60					
61					
62					
63					
64					
65					
66					
67					
68					
69					
70					
71					
72					
73					
74					
75					
76					
77					
78					
79					
80					

**SC Germany Consumer 2020-1
Monthly Investor Report**

2. Reserve Accounts



Calculation Date	10.11.2022				
Payment Date	14.11.2022				
Period No	24				
Monthly Period	Nov 2022				
Interest Period	from	14.10.2022	to	14.11.2022	= 31 days
Collection Period	from	01.10.2022	to	31.10.2022	

Note Balance

Beginning of Period	1.066.552.763,85 €
End of Period	1.034.260.323,75 €

Reserve Accounts

Liquidity Reserve

	in %		Trigger Event y/n
Beginning of Period	0,6%	6.000.000,00 €	
Cash Outflow		6.000.000,00 €	
of which Liquidity Reserve Excess Amount		- €	
of which added to Priority of Payments		- €	
Cash Inflow		6.000.000,00 €	
End of Period	0,6%	6.000.000,00 €	
Required Liquidity Reserve Amount	0,6%	6.000.000,00 €	

Commingling Reserve

	in %		Trigger Event y/n
Beginning of Period		n/a	no
Cash Outflow		n/a	
of which Commingling Reserve Excess Amount			
of which drawn from the commingling reserve and applied to PoP			
Cash Inflow		n/a	
End of Period		n/a	
Commingling Reserve Required Amount		- €	

Set-Off Reserve

	in %		Trigger Event y/n
Beginning of Period		n/a	no
Cash Outflow		n/a	
of which Set-Off Reserve Excess Amount			
of which drawn from the set-off reserve and applied to PoP			
Cash Inflow		n/a	
End of Period		n/a	
Set-Off Reserve Required Amount		- €	

In case of Rating Trigger breach: Set-Off Reserve Required Amount

**SC Germany Consumer 2020-1
Monthly Investor Report**

Reporting Date	10.11.2022				
Payment Date	14.11.2022				
Period No	24				
Monthly Period	Nov 2022				
Interest Period	from	14.10.2022	to	14.11.2022	= 31 days
Collection Period	from	01.10.2022	to	31.10.2022	

3.1 Delinquency Data



Note Balance

Beginning of Period	1.066.552.763,85 €
End of Period	1.034.260.323,75 €

Delinquency Data and Ratios

Collection Period	Outstanding EOP	Days past due				not delinquent	Days past due			
		1-30	31-60	61-90	>90		1-30	31-60	61-90	>90
1	€ 1.799.999.933,09	€ -	€ -	€ -	€ -	100,00%	0,00%	0,00%	0,00%	0,00%
2	€ 1.799.999.978,57	€ 6.313.367,70	€ 882.720,82	€ 170.291,73	€ 106.711,25	99,58%	0,35%	0,05%	0,01%	0,01%
3	€ 1.799.999.995,61	€ 6.239.761,54	€ 4.939.221,31	€ 866.738,74	€ 194.212,76	99,32%	0,35%	0,27%	0,05%	0,01%
4	€ 1.799.999.991,50	€ 5.963.979,66	€ 5.640.605,03	€ 3.166.805,23	€ 1.020.162,48	99,12%	0,33%	0,31%	0,18%	0,06%
5	€ 1.799.999.993,97	€ 6.549.435,07	€ 5.068.350,47	€ 3.154.504,95	€ 3.340.625,38	98,99%	0,36%	0,28%	0,18%	0,19%
6	€ 1.799.999.998,42	€ 6.277.838,82	€ 5.527.447,42	€ 3.012.488,71	€ 3.870.498,36	98,96%	0,35%	0,31%	0,17%	0,22%
7	€ 1.799.999.986,54	€ 6.655.977,58	€ 5.191.130,95	€ 3.407.325,83	€ 4.039.360,98	98,93%	0,37%	0,29%	0,19%	0,22%
8	€ 1.799.999.989,63	€ 6.989.530,24	€ 6.091.686,44	€ 3.286.422,04	€ 3.722.868,68	98,88%	0,39%	0,34%	0,18%	0,21%
9	€ 1.799.999.997,62	€ 7.133.920,03	€ 6.233.651,41	€ 3.951.906,29	€ 3.968.753,90	98,82%	0,40%	0,35%	0,22%	0,22%
10	€ 1.799.999.984,70	€ 7.100.911,44	€ 6.845.812,22	€ 3.913.890,47	€ 4.226.440,32	98,77%	0,39%	0,38%	0,22%	0,23%
11	€ 1.799.999.992,84	€ 7.461.489,74	€ 7.241.101,48	€ 4.275.039,66	€ 4.343.151,61	98,70%	0,41%	0,40%	0,24%	0,24%
12	€ 1.799.999.993,58	€ 8.614.820,87	€ 7.514.271,62	€ 4.335.660,83	€ 4.808.361,93	98,60%	0,48%	0,42%	0,24%	0,27%
13	€ 1.799.999.958,85	€ 8.149.643,43	€ 7.414.728,38	€ 5.196.772,53	€ 4.804.992,51	98,58%	0,45%	0,41%	0,29%	0,27%
14	€ 1.721.647.673,05	€ 9.154.824,92	€ 7.683.441,10	€ 4.571.313,06	€ 5.450.520,47	98,44%	0,53%	0,45%	0,27%	0,32%
15	€ 1.658.715.590,68	€ 8.019.501,54	€ 7.716.322,14	€ 4.957.459,62	€ 5.141.187,28	98,44%	0,48%	0,47%	0,30%	0,31%
16	€ 1.579.516.526,08	€ 2.156.410,29	€ 5.288.311,38	€ 5.855.455,62	€ 8.834.829,65	98,60%	0,14%	0,33%	0,37%	0,56%
17	€ 1.504.720.267,30	€ 6.103.836,10	€ 6.642.996,27	€ 5.178.304,37	€ 5.506.748,66	98,44%	0,41%	0,44%	0,34%	0,37%
18	€ 1.432.703.420,57	€ 2.260.407,34	€ 9.054.085,70	€ 5.365.320,18	€ 5.974.539,81	98,42%	0,16%	0,63%	0,37%	0,42%
19	€ 1.366.855.787,27	€ 5.370.518,81	€ 5.457.118,45	€ 5.095.288,19	€ 6.238.919,17	98,38%	0,39%	0,40%	0,37%	0,46%
20	€ 1.301.382.552,83	€ 2.149.017,19	€ 5.760.350,49	€ 4.844.307,25	€ 8.429.770,89	98,37%	0,17%	0,44%	0,37%	0,65%
21	€ 1.243.335.118,53	€ 4.753.479,16	€ 2.338.223,15	€ 5.410.463,65	€ 7.949.872,40	98,36%	0,38%	0,19%	0,44%	0,64%
22	€ 1.189.492.514,20	€ 5.484.736,32	€ 5.666.697,26	€ 4.538.040,41	€ 5.916.666,61	98,18%	0,46%	0,48%	0,38%	0,50%
23	€ 1.137.704.113,13	€ 1.757.770,17	€ 4.233.101,56	€ 4.546.757,95	€ 7.527.347,52	98,41%	0,15%	0,37%	0,40%	0,66%
24	€ 1.091.302.713,23	€ 5.094.657,88	€ 1.689.545,81	€ 4.808.622,74	€ 7.285.895,52	98,27%	0,47%	0,15%	0,44%	0,67%
25										
26										
27										
28										
29										
30										
31										
32										
33										
34										
35										
36										
37										
38										
39										
40										
41										
42										
43										
44										
45										
46										
47										
48										
49										
50										
51										
52										
53										
54										
55										
56										
57										
58										
59										
60										
61										
62										
63										
64										
65										
66										
67										
68										
69										
70										
71										
72										
73										
74										
75										
76										
77										
78										
79										
80										

**SC Germany Consumer 2020-1
Monthly Investor Report**

3.2 Default Data



Note Balance

Beginning of Period	1,066,552,763,85 €
End of Period	1,034,260,323,75 €

Default Data and Ratios

	Amount	Number of Loans
Current Default		
Current Period Gross Default	2.904.644,76 €	
Current Period Recoveries	185.063,20 €	
Current Period Net Default	2.719.581,56 €	
New Number of Defaulted Contracts		308
Cumulative Default		
Cumulative Gross Default	64.515.180,91 €	
Cumulative Recoveries	2.555.410,27 €	
Cumulative Net Default	61.959.770,64 €	
Total Number of Defaulted Contracts		6.280

Principal Deficiency Ledgers

Class A PDL Sub-Ledger

Class A PDL BoP	- €
Class A Amount debited to the PDL	- €
Class A Amount credited to the PDL	- €
Class A PDL EoP	- €

Class B PDL Sub-Ledger

Class B PDL BoP	- €
Class B Amount debited to the PDL	- €
Class B Amount credited to the PDL	- €
Class B PDL EoP	- €

Class C PDL Sub-Ledger

Class C PDL BoP	- €
Class C Amount debited to the PDL	- €
Class C Amount credited to the PDL	- €
Class C PDL EoP	- €

Class D PDL Sub-Ledger

Class D PDL BoP	- €
Class D Amount debited to the PDL	- €
Class D Amount credited to the PDL	- €
Class D PDL EoP	- €

Class E PDL Sub-Ledger

Class E PDL BoP	- €
Class E Amount debited to the PDL	- €
Class E Amount credited to the PDL	- €
Class E PDL EoP	- €

Class F PDL Sub-Ledger

Class F PDL BoP	- €
Class F Amount debited to the PDL	- €
Class F Amount credited to the PDL	- €
Class F PDL EoP	- €

Class G PDL Sub-Ledger

Class G PDL BoP	- €
Class G Amount debited to the PDL	2.904.644,76 €
Class G Amount credited to the PDL	2.904.644,76 €
Class G PDL EoP	- €

Reporting Date	10.11.2022				
Payment Date	14.11.2022				
Period No	24				
Monthly Period	Nov 2022				
Interest Period from	14.10.2022	to	14.11.2022	=	31 days
Collection Period from	01.10.2022	to	31.10.2022		

**SC Germany Consumer 2020-1
Monthly Investor Report**

3.3 Defaults & Recoveries per period

Reporting Date	10.11.2022				
Payment Date	14.11.2022				
Period No	24				
Monthly Period	Nov 2022				
Interest Period	from	14.10.2022	to	14.11.2022	= 31 days
Collection Period	from	01.10.2022	to	31.10.2022	



Note Balance

Beginning of Period	1.066.552.763,85 €
End of Period	1.034.260.323,75 €

Default/Recovery Data and Ratios

Collection Period	Number of defaulted contracts	Defaults in collection period	cumulated Defaults since cut-off	cumulated amount of purchased receivables	Cumulated Default Ratio %	Recoveries in collection period	cumulated Recoveries since cut-off	cumulated net losses	cumulated net loss ratio %
1	0	- €	- €	1.865.332.396,49 €	0,00%	- €	- €	- €	0,00%
2	16	147.487,32 €	147.487,32 €	1.925.228.852,76 €	0,01%	479,73 €	479,73 €	147.967,05 €	0,01%
3	24	157.926,42 €	305.413,74 €	1.996.496.542,36 €	0,02%	257,69 €	222,04 €	305.635,78 €	0,02%
4	132	1.099.521,49 €	1.404.935,23 €	2.069.848.195,12 €	0,07%	9.982,50 €	9.760,46 €	1.395.174,77 €	0,07%
5	315	2.218.875,82 €	3.623.811,05 €	2.153.371.435,16 €	0,17%	24.886,76 €	34.647,22 €	3.589.163,83 €	0,17%
6	507	2.239.836,88 €	5.863.647,93 €	2.230.111.276,05 €	0,26%	3.854,39 €	38.501,61 €	5.825.146,32 €	0,26%
7	775	2.857.778,09 €	8.721.426,02 €	2.305.545.697,62 €	0,38%	5.493,97 €	43.995,58 €	8.677.430,44 €	0,38%
8	1.035	2.403.241,33 €	11.124.667,35 €	2.387.304.300,26 €	0,47%	22.450,16 €	66.445,74 €	11.058.221,61 €	0,46%
9	1.358	3.038.826,26 €	14.163.493,61 €	2.482.653.655,32 €	0,57%	31.479,16 €	97.924,90 €	14.065.568,71 €	0,57%
10	1.606	2.948.583,92 €	17.112.077,53 €	2.566.789.790,59 €	0,67%	52.785,46 €	150.710,36 €	16.961.367,17 €	0,66%
11	1.934	3.478.842,52 €	20.590.920,05 €	2.648.433.796,22 €	0,78%	70.308,76 €	221.019,12 €	20.369.900,93 €	0,77%
12	2.253	3.348.605,56 €	23.939.525,61 €	2.730.124.401,23 €	0,88%	118.385,37 €	339.404,49 €	23.600.121,12 €	0,86%
13	2.547	3.035.221,94 €	26.974.747,55 €	2.730.124.401,23 €	0,99%	101.904,44 €	441.308,93 €	26.533.438,62 €	0,97%
14	2.882	3.649.681,15 €	30.624.428,70 €	2.730.124.401,23 €	1,12%	168.996,44 €	610.305,37 €	30.014.123,33 €	1,10%
15	3.239	3.614.994,27 €	34.239.422,97 €	2.730.124.401,23 €	1,25%	152.385,89 €	762.691,26 €	33.476.731,71 €	1,23%
16	3.622	3.585.117,74 €	37.824.540,71 €	2.730.124.401,23 €	1,39%	111.648,37 €	874.339,63 €	36.950.201,08 €	1,35%
17	3.912	2.818.503,57 €	40.643.044,28 €	2.730.124.401,23 €	1,49%	178.137,94 €	1.052.477,57 €	39.590.566,71 €	1,45%
18	4.325	4.735.808,45 €	45.378.852,73 €	2.730.124.401,23 €	1,66%	186.401,94 €	1.238.879,51 €	44.139.973,22 €	1,62%
19	4.652	3.472.064,24 €	48.850.916,97 €	2.730.124.401,23 €	1,79%	185.101,49 €	1.423.981,00 €	47.426.935,97 €	1,74%
20	4.988	3.076.208,58 €	51.927.125,55 €	2.730.124.401,23 €	1,90%	169.052,85 €	1.593.033,85 €	50.334.091,70 €	1,84%
21	5.324	3.230.731,23 €	55.157.856,78 €	2.730.124.401,23 €	2,02%	209.071,26 €	1.802.105,11 €	53.355.751,67 €	1,95%
22	5.671	3.692.073,28 €	58.849.930,06 €	2.730.124.401,23 €	2,16%	286.489,58 €	2.088.594,69 €	56.761.335,37 €	2,08%
23	5.972	2.760.606,09 €	61.610.536,15 €	2.730.124.401,23 €	2,26%	281.752,38 €	2.370.347,07 €	59.240.189,08 €	2,17%
24	6.280	2.904.644,76 €	64.515.180,91 €	2.730.124.401,23 €	2,36%	185.063,20 €	2.555.410,27 €	61.959.770,64 €	2,27%
25									
26									
27									
28									
29									
30									
31									
32									
33									
34									
35									
36									
37									
38									
39									
40									
41									
42									
43									
44									
45									
46									
47									
48									
49									
50									
51									
52									
53									
54									
55									
56									
57									
58									
59									
60									
61									
62									
63									
64									
65									
66									
67									
68									
69									
70									
71									
72									
73									
74									
75									
76									
77									
78									
79									
80									

**SC Germany Consumer 2020-1
Monthly Investor Report**

4. Concentration Limits



Reporting Date	10.11.2022			
Payment Date	14.11.2022			
Period No	24			
Monthly Period	Nov 2022			
Interest Period from	14.10.2022	to	14.11.2022	= 31 days
Collection Period from	01.10.2022	to	31.10.2022	

Portfolio Concentrations	Current Transaction Status			Amortising
	Minimum-Trigger	Maximum-Trigger	Current Value	Trigger Breach
Average Yield (applicable for Total Portfolio)	5,60%	-	-	no
Borrower Exposure (applicable for Total Portfolio)	-	€ 200.000,00	-	no
WA Remaining Term		80,00	-	no
		Maximum-Trigger	Current Value	Trigger Breach
Purchase Shortfall Event				no
Period before previous period		€ 180.000.000,00		
Previous period		€ 180.000.000,00		
Current period		€ 180.000.000,00		
Termination/Service Termination Event				no
Event of Default / Termination Event, as defined in the Interest Rate Swap				no
Sequential Payment Trigger Event				no
Cumulative Net Loss Ratio				
- until (and including) the Payment Date in Nov 2021		1,50%		no
- from the Payment Date in Dec 2021 until (and including) the Payment Date in Nov 2022		2,50%	2,27%	no
- from the Payment Date in Dec 2022 until (and including) the Payment Date in Nov 2023		3,50%		no
- from the Payment Date in Dec 2023 onwards		4,50%		no
Class G PDL fully debited		€ -	€ -	no
Aggregate Outstanding Portfolio Principal Amount is lower than 10 per cent. of the Aggregate Outstanding Portfolio Principal Amount of the Purchased Receivables on the Cut-Off Date	10,00%		58,34%	no
Tax Call Redemption date				
Regulatory Change Event Redemption Date				
Early Amortisation Event				
Cumulative Net Loss Ratio				
- prior to 31 October 2021		n/a	n/a	no
Purchase Shortfall Event				no
Termination Event or Service Termination Event				no
Event of Default / Termination Event, as defined in the Interest Rate Swap				no
Any debit of class G after application of funds in current period		€ -	€ -	no

**SC Germany Consumer 2020-1
Monthly Investor Report**

Reporting Date	10.11.2022				
Payment Date	14.11.2022				
Period No	24				
Monthly Period	Nov 2022				
Interest Period from	14.10.2022	to	14.11.2022	=	31 days
Collection Period from	01.10.2022	to	31.10.2022		

5. Outstanding Notes



1. Note Balance	All notes	Class A	Class B	Class C	Class D	Class E	Class F	Class G
General Note Information								
ISIN Code		XS2239090785	XS2239091320	XS2239091593	XS2239091759	XS2239091833	XS2239091916	XS2239092138
Currency		EUR	EUR	EUR	EUR	EUR	EUR	EUR
Initial Tranching	in %	76,50%	5,25%	6,00%	4,50%	3,00%	2,50%	2,25%
Legal Maturity		Nov 2034	Nov 2034	Nov 2034	Nov 2034	Nov 2034	Nov 2034	Nov 2034
Expected Maturity		Sep 2025	Sep 2025	Sep 2025	Sep 2025	Sep 2025	Sep 2025	Dez 2023
Original Rating (Fitch / Moody's)		AAA (sf) / Aaa (sf)	AA (sf) / Aa1 (sf)	A (sf) / A3 (sf)	BBB (sf) / Baa2 (sf)	BB+ (sf) / Ba2 (sf)	BB (sf) / B2 (sf)	n.r. / n.r.
Current Rating (Fitch / Moody's)*		AAA (sf) / Aaa (sf)	AA (sf) / Aa1 (sf)	A+ (sf) / Aa3 (sf)	BBB+ (sf) / Baa2 (sf)	BBB- (sf) / Ba2 (sf)	BB+ (sf) / B2 (sf)	n.r. / n.r.
Initial Notes Aggregate Principal Outstanding Balance	1.800.000.000 €	1.377.000.000,00 €	94.500.000,00 €	108.000.000,00 €	81.000.000,00 €	54.000.000,00 €	45.000.000,00 €	40.500.000,00 €
Initial Nominal per Note		100.000,00 €	100.000,00 €	100.000,00 €	100.000,00 €	100.000,00 €	100.000,00 €	100.000,00 €
Initial Number of Notes per Class		13.770	945	1.080	810	540	450	405
Current Note Information								
Class Principal Outstanding Balance Beginning of Period	1.066.552.763,85 €	822.367.395,90 €	56.436.978,15 €	64.499.403,60 €	48.374.552,70 €	32.249.701,80 €	26.874.751,50 €	15.749.980,20 €
Replenishment	- €							
Amortisation	42.387.563,25 €							
Redemption per Class		32.292.440,10 €	2.216.147,85 €	2.532.740,40 €	1.899.555,30 €	1.266.370,20 €	1.055.308,50 €	1.125.000,90 €
Redemption per Note		2.345,13 €	2.345,13 €	2.345,13 €	2.345,13 €	2.345,13 €	2.345,13 €	2.777,78 €
Class Principal Outstanding Balance End of Period	1.024.165.200,60 €	790.074.955,80 €	54.220.830,30 €	61.966.663,20 €	46.474.997,40 €	30.983.331,60 €	25.819.443,00 €	14.624.979,30 €
Current Tranching		77,1%	5,3%	6,1%	4,5%	3,0%	2,5%	1,4%
Current Pool Factor	0,57	0,57	0,57	0,57	0,57	0,57	0,57	0,36
2. Payments to Investors per Note								
Interest Rate Basis: 1 M-Euribor / Fixed / Floating	0,854%	1mE+28bp	1mE+115bp	1mE+175bp	1mE+250bp	1mE+390bp	1mE+530bp	6,20%
DayCount Convention		act/360	act/360	act/360	act/360	act/360	act/360	act/360
Interest Days	31							
Principal Outstanding per Note Beginning of Period		59.721,67 €	59.721,67 €	59.721,67 €	59.721,67 €	59.721,67 €	59.721,67 €	38.888,84 €
Class G only: Accrued Target Amortisation Amounts								1.125.000,00 €
> Principal Repayment per Note		2.345,13 €	2.345,13 €	2.345,13 €	2.345,13 €	2.345,13 €	2.345,13 €	2.777,78 €
Principal Outstanding per Note End of Period		57.376,54 €	57.376,54 €	57.376,54 €	57.376,54 €	57.376,54 €	57.376,54 €	36.111,06 €
> Interest accrued for the period	-	1.100.498,40 €	97.391,70 €	144.633,60 €	139.716,90 €	132.019,20 €	142.416,00 €	84.086,10 €
Interest Payment		1.100.498,40 €	97.391,70 €	144.633,60 €	139.716,90 €	132.019,20 €	142.416,00 €	84.086,10 €
Interest Payment per Note		79,92 €	103,06 €	133,92 €	172,49 €	244,48 €	316,48 €	207,62 €
3. Credit Enhancements								
Initial total CE (Subordination, Reserve)		23,50%	18,25%	12,25%	7,75%	4,75%	2,25%	0,00%
Current CE		24,76%	19,59%	13,69%	9,27%	6,32%	3,86%	2,46%

* Last rating action as of 26.05.2022

**SC Germany Consumer 2020-1
Monthly Investor Report**

6. Original Principal Balance



Calculation Date	10.11.2022	
Payment Date	14.11.2022	
Period No	24	
Monthly Period	Nov 2022	
Interest Period	from 14.10.2022	to 14.11.2022 = 31 days
Collection Period	from 01.10.2022	to 31.10.2022

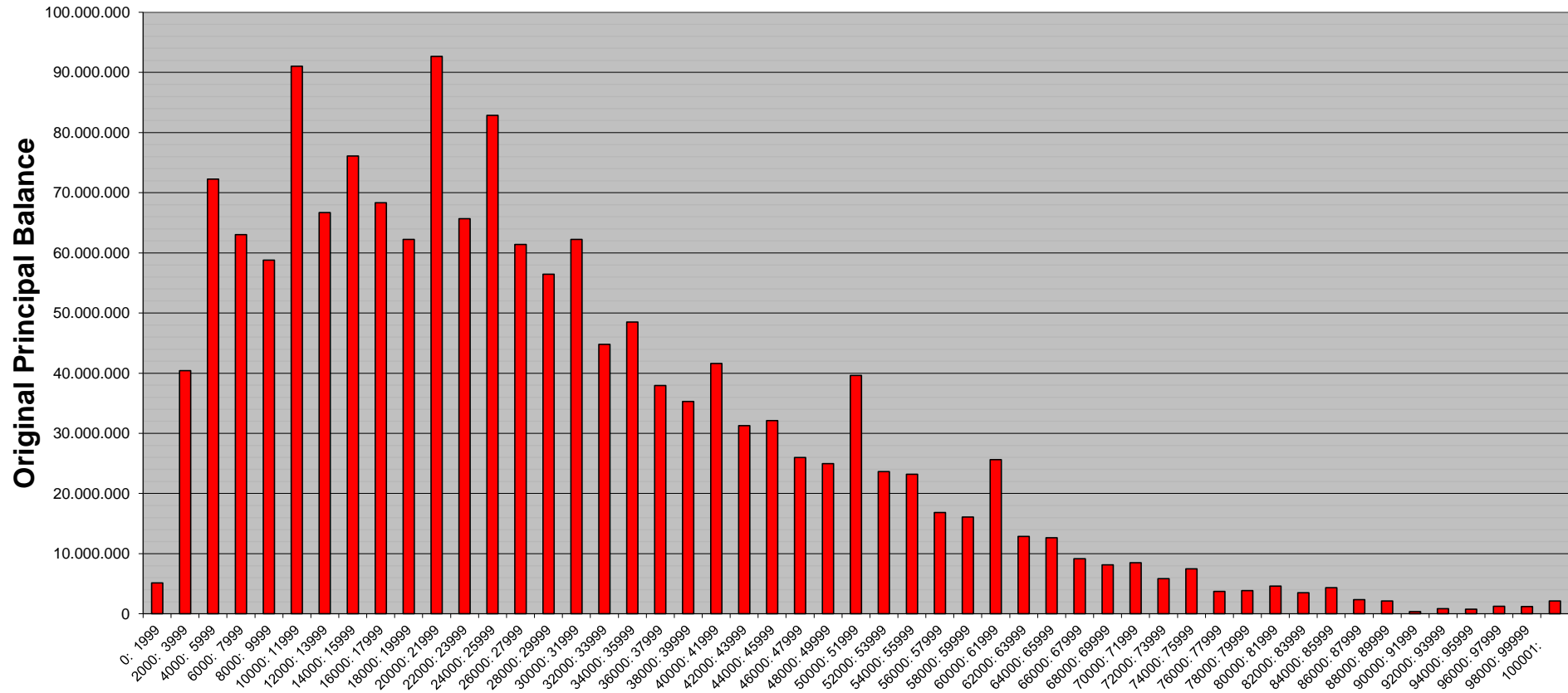
Original Principal Balance (Ranges in EUR)	Original Principal Balance in EUR	Percentage of Total Balance	Number of Loans	Percentage of Total Loans
0: 1999	5.142.971,42	0,32%	3.916	3,78%
2000: 3999	40.404.939,12	2,54%	13.823	13,33%
4000: 5999	72.286.495,09	4,55%	14.757	14,23%
6000: 7999	63.056.888,48	3,97%	9.248	8,92%
8000: 9999	58.790.960,54	3,70%	6.677	6,44%
10000: 11999	91.031.575,10	5,73%	8.525	8,22%
12000: 13999	66.715.709,34	4,20%	5.196	5,01%
14000: 15999	76.109.681,02	4,79%	5.089	4,91%
16000: 17999	68.348.936,19	4,30%	4.041	3,90%
18000: 19999	62.241.776,64	3,92%	3.298	3,18%
20000: 21999	92.648.798,12	5,83%	4.481	4,32%
22000: 23999	65.894.574,99	4,14%	2.866	2,76%
24000: 25999	82.866.579,18	5,22%	3.321	3,20%
26000: 27999	61.390.685,94	3,86%	2.280	2,20%
28000: 29999	56.475.768,92	3,56%	1.949	1,88%
30000: 31999	62.243.535,35	3,92%	2.027	1,96%
32000: 33999	44.793.483,75	2,82%	1.362	1,31%
34000: 35999	48.507.827,39	3,05%	1.387	1,34%
36000: 37999	37.948.870,05	2,39%	1.027	0,99%
38000: 39999	35.295.109,11	2,22%	906	0,87%
40000: 41999	41.614.787,89	2,62%	1.022	0,99%
42000: 43999	31.277.895,37	1,97%	729	0,70%
44000: 45999	32.106.360,16	2,02%	714	0,69%
46000: 47999	25.960.313,55	1,63%	553	0,53%
48000: 49999	24.970.103,51	1,57%	510	0,49%
50000: 51999	39.608.627,85	2,49%	784	0,76%
52000: 53999	23.652.135,13	1,49%	446	0,43%
54000: 55999	23.217.888,45	1,46%	423	0,41%
56000: 57999	16.840.224,68	1,06%	296	0,29%
58000: 59999	16.073.579,87	1,01%	273	0,26%
60000: 61999	25.611.158,30	1,61%	424	0,41%
62000: 63999	12.850.486,53	0,81%	204	0,20%
64000: 65999	12.642.352,87	0,80%	195	0,19%
66000: 67999	9.164.661,89	0,58%	137	0,13%
68000: 69999	8.135.270,05	0,51%	118	0,11%
70000: 71999	8.512.392,98	0,54%	120	0,12%
72000: 73999	5.847.926,72	0,37%	80	0,08%
74000: 75999	7.494.741,74	0,47%	100	0,10%
76000: 77999	3.701.951,41	0,23%	48	0,05%
78000: 79999	3.869.857,98	0,24%	49	0,05%
80000: 81999	4.618.022,73	0,29%	57	0,05%
82000: 83999	3.486.052,92	0,22%	42	0,04%
84000: 85999	4.326.412,51	0,27%	51	0,05%
86000: 87999	2.346.281,69	0,15%	27	0,03%
88000: 89999	2.134.610,03	0,13%	24	0,02%
90000: 91999	363.371,11	0,02%	4	0,00%
92000: 93999	835.680,04	0,05%	9	0,01%
94000: 95999	757.665,38	0,05%	8	0,01%
96000: 97999	1.258.510,25	0,08%	13	0,01%
98000: 99999	1.188.873,03	0,07%	12	0,01%
100001:	2.135.805,17	0,13%	20	0,02%
Total	1.588.599.167,53	100,00%	103.668	100,00%

Statistics in EUR	
Average Amount	15.323,91

**SC Germany Consumer 2020-1
Monthly Investor Report**

6.1 Original PB (Graph)

Calculation Date	10.11.2022		
Payment Date	14.11.2022		
Period No	24		
Monthly Period	Nov 2022		
Interest Period	from	14.10.2022	to 14.11.2022 = 31 days
Collection Period	from	01.10.2022	to 31.10.2022



**SC Germany Consumer 2020-1
Monthly Investor Report**

7. Current Principal Balance



Calculation Date	10.11.2022				
Payment Date	14.11.2022				
Period No	24				
Monthly Period	Nov 2022				
Interest Period	from	14.10.2022	to	14.11.2022	= 31 days
Collection Period	from	01.10.2022	to	31.10.2022	

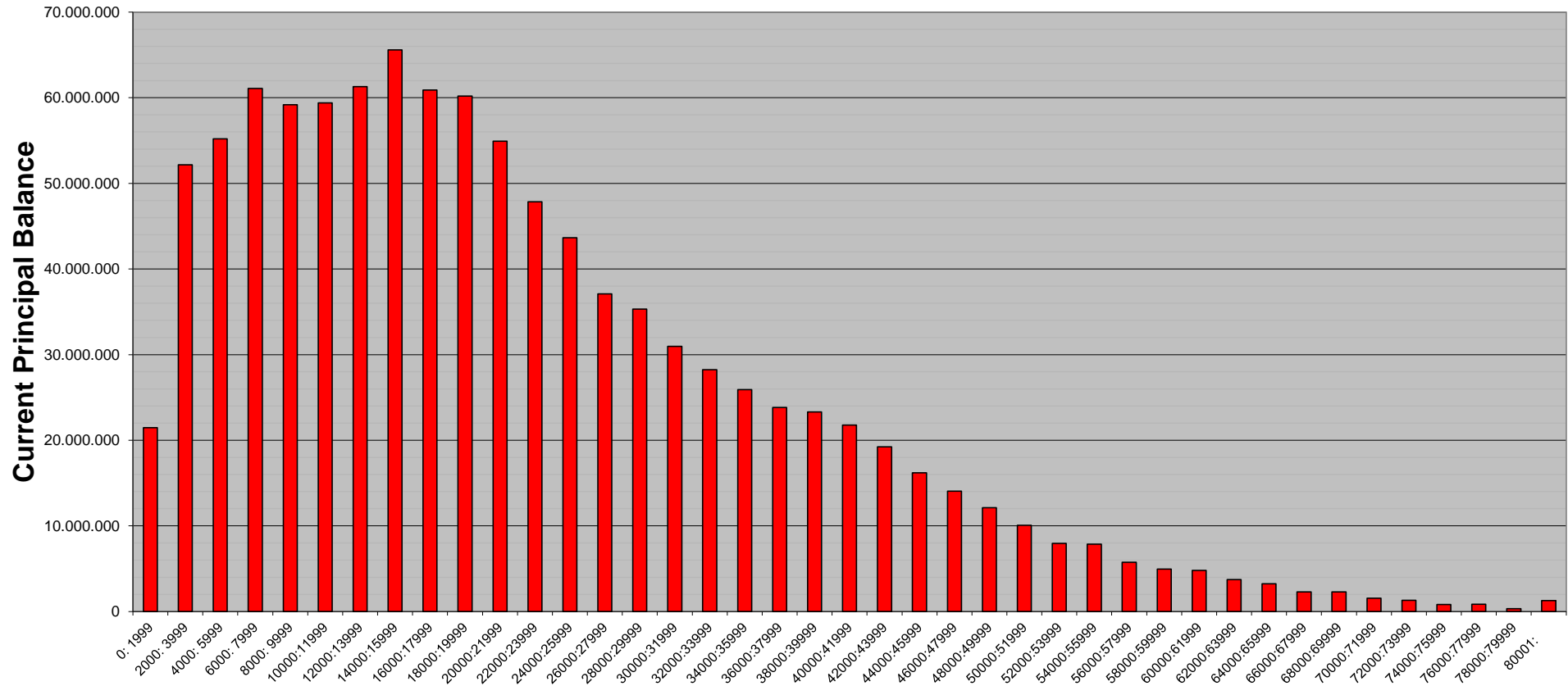
Current Principal Balance (Ranges in EUR)	Current Principal Balance in EUR	Percentage of Total Balance	Number of Loans	Percentage of Total Loans
0: 1999	21.464.746,89	2,04%	22.307	21,52%
2000: 3999	52.157.734,55	4,97%	17.762	17,13%
4000: 5999	55.213.616,76	5,26%	11.190	10,79%
6000: 7999	61.098.499,66	5,82%	8.745	8,44%
8000: 9999	59.187.655,69	5,64%	6.608	6,37%
10000:11999	59.407.490,98	5,66%	5.412	5,22%
12000:13999	61.286.174,61	5,84%	4.718	4,55%
14000:15999	65.592.138,10	6,25%	4.373	4,22%
16000:17999	60.894.105,57	5,80%	3.592	3,46%
18000:19999	60.210.610,06	5,73%	3.174	3,06%
20000:21999	54.934.797,45	5,23%	2.621	2,53%
22000:23999	47.851.739,37	4,56%	2.082	2,01%
24000:25999	43.656.081,32	4,16%	1.749	1,69%
26000:27999	37.103.289,56	3,53%	1.378	1,33%
28000:29999	35.317.610,06	3,36%	1.220	1,18%
30000:31999	30.968.822,82	2,95%	1.000	0,96%
32000:33999	28.246.945,33	2,69%	856	0,83%
34000:35999	25.904.773,79	2,47%	741	0,71%
36000:37999	23.817.741,21	2,27%	644	0,62%
38000:39999	23.292.919,77	2,22%	598	0,58%
40000:41999	21.768.416,68	2,07%	531	0,51%
42000:43999	19.242.795,50	1,83%	448	0,43%
44000:45999	16.188.356,29	1,54%	360	0,35%
46000:47999	14.048.589,08	1,34%	299	0,29%
48000:49999	12.132.929,30	1,16%	248	0,24%
50000:51999	10.065.473,25	0,96%	198	0,19%
52000:53999	7.947.190,18	0,76%	150	0,14%
54000:55999	7.859.288,91	0,75%	143	0,14%
56000:57999	5.759.495,98	0,55%	101	0,10%
58000:59999	4.948.269,16	0,47%	84	0,08%
60000:61999	4.810.545,95	0,46%	79	0,08%
62000:63999	3.719.583,22	0,35%	59	0,06%
64000:65999	3.248.054,65	0,31%	50	0,05%
66000:67999	2.276.672,03	0,22%	34	0,03%
68000:69999	2.275.043,21	0,22%	33	0,03%
70000:71999	1.561.085,93	0,15%	22	0,02%
72000:73999	1.312.557,89	0,13%	18	0,02%
74000:75999	822.381,80	0,08%	11	0,01%
76000:77999	846.302,09	0,08%	11	0,01%
78000:79999	317.334,16	0,03%	4	0,00%
80001:	1.282.246,35	0,12%	15	0,01%
Total	1.050.040.105,16	100,00%	103.668	100,00%

Statistics in EUR	
Average Amount	10.128,87

SC Germany Consumer 2020-1
Monthly Investor Report

7.1 Current PB (Graph)

Calculation Date	10.11.2022		
Payment Date	14.11.2022		
Period No	24		
Monthly Period	Nov 2022		
Interest Period	from	14.10.2022	to 14.11.2022 = 31 days
Collection Period	from	01.10.2022	to 31.10.2022



**SC Germany Consumer 2020-1
Monthly Investor Report**

8. Borrower Concentration



Calculation Date	10.11.2022					
Payment Date	14.11.2022					
Period No	24					
Monthly Period	Nov 2022					
Interest Period	from	14.10.2022	to	14.11.2022	=	31 days
Collection Period	from	01.10.2022	to	31.10.2022		

No	Current Principal Balance in EUR	Percentage of Total Balance	Number of Loans
1	102.363,62	0,0097%	1
2	95.090,52	0,0091%	1
3	90.536,59	0,0086%	1
4	88.514,31	0,0084%	1
5	85.862,56	0,0082%	1
6	85.861,95	0,0082%	1
7	83.469,97	0,0079%	1
8	82.731,31	0,0079%	1
9	82.096,65	0,0078%	1
10	82.028,31	0,0078%	1
11	81.425,90	0,0078%	1
12	81.276,21	0,0077%	1
13	80.797,33	0,0077%	1
14	80.177,08	0,0076%	1
15	80.014,61	0,0076%	2
16	80.014,04	0,0076%	1
17	79.603,18	0,0076%	1
18	79.406,72	0,0076%	1
19	79.349,91	0,0076%	1
20	78.974,35	0,0075%	1
21	77.855,50	0,0074%	1
22	77.824,90	0,0074%	2
23	77.431,97	0,0074%	1
24	77.352,81	0,0074%	1
25	77.160,58	0,0073%	1
	2.067.220,88	0,1969%	27

**SC Germany Consumer 2020-1
Monthly Investor Report**

9. Geographical Distribution



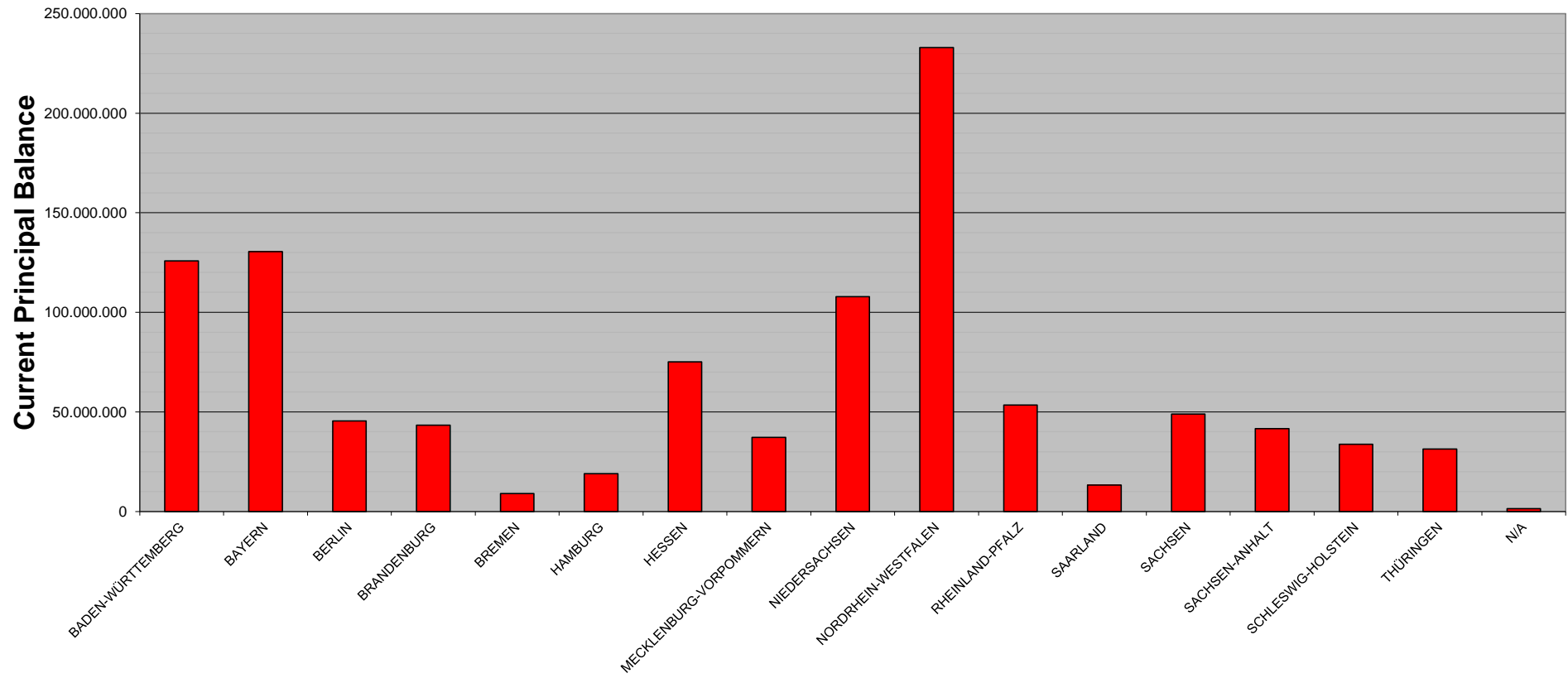
Calculation Date	10.11.2022	
Payment Date	14.11.2022	
Period No	24	
Monthly Period	Nov 2022	
Interest Period	from 14.10.2022	to 14.11.2022 = 31 days
Collection Period	from 01.10.2022	to 31.10.2022

<i>State</i>	<i>Current Principal Balance in EUR</i>	<i>Percentage of Total Balance</i>	<i>Number of Loans</i>	<i>Percentage of Total Loans</i>
BADEN-WÜRTTEMBERG	125.794.395,97	11,98%	11.677	11,26%
BAYERN	130.442.411,64	12,42%	12.900	12,44%
BERLIN	45.386.304,30	4,32%	4.474	4,32%
BRANDENBURG	43.373.812,18	4,13%	4.445	4,29%
BREMEN	8.991.385,92	0,86%	928	0,90%
HAMBURG	19.025.395,10	1,81%	1.913	1,85%
HESSEN	75.174.477,87	7,16%	7.289	7,03%
MECKLENBURG-VORPOMMERN	37.201.261,31	3,54%	3.678	3,55%
NIEDERSACHSEN	107.913.739,76	10,28%	10.726	10,35%
NORDRHEIN-WESTFALEN	232.899.513,57	22,18%	22.559	21,76%
RHEINLAND-PFALZ	53.467.809,15	5,09%	5.262	5,08%
SAARLAND	13.305.449,30	1,27%	1.364	1,32%
SACHSEN	48.934.481,57	4,66%	5.161	4,98%
SACHSEN-ANHALT	41.658.424,71	3,97%	4.219	4,07%
SCHLESWIG-HOLSTEIN	33.774.255,69	3,22%	3.613	3,49%
THÜRINGEN	31.297.627,89	2,98%	3.330	3,21%
N/A	1.399.359,23	0,13%	130	0,13%
Total	1.050.040.105,16	100,00%	103.668	100,00%

**SC Germany Consumer 2020-1
Monthly Investor Report**

9.1 Geographical Distribution (Graph)

Calculation Date	10.11.2022	
Payment Date	14.11.2022	
Period No	24	
Monthly Period	Nov 2022	
Interest Period	from 14.10.2022	to 14.11.2022 = 31 days
Collection Period	from 01.10.2022	to 31.10.2022



**SC Germany Consumer 2020-1
Monthly Investor Report**

10. Collateral



Calculation Date			10.11.2022		
Payment Date			14.11.2022		
Period No			24		
Monthly Period			Nov 2022		
Interest Period	from	14.10.2022	to	14.11.2022	= 31 days
Collection Period	from	01.10.2022	to	31.10.2022	

<i>Collateral</i>	<i>Current Principal Balance in EUR</i>	<i>Percentage of Total Balance</i>	<i>Number of Loans</i>	<i>Percentage of Total Loans</i>
secured	106.486.486,49	10,14%	5.139	4,96%
unsecured	943.553.618,67	89,86%	98.529	95,04%
Total	1.050.040.105,16	100,00%	103.668	100,00%

**SC Germany Consumer 2020-1
Monthly Investor Report**

11. Insurances



Calculation Date			10.11.2022		
Payment Date			14.11.2022		
Period No			24		
Monthly Period			Nov 2022		
Interest Period	from	14.10.2022	to	14.11.2022	= 31 days
Collection Period	from	01.10.2022	to	31.10.2022	

<i>Payment Protection Insurance</i>	<i>Current Principal Balance in EUR</i>	<i>Percentage of Total Balance</i>	<i>Number of Loans</i>	<i>Percentage of Total Loans</i>
No	369.710.576,17	35,21%	45.186	43,59%
Yes	680.329.528,99	64,79%	58.482	56,41%
Total	1.050.040.105,16	100,00%	103.668	100,00%

**SC Germany Consumer 2020-1
Monthly Investor Report**

12. Payment Methods



Calculation Date			10.11.2022		
Payment Date			14.11.2022		
Period No			24		
Monthly Period			Nov 2022		
Interest Period	from	14.10.2022	to	14.11.2022	= 31 days
Collection Period	from	01.10.2022	to	31.10.2022	

<i>Payment Method</i>	<i>Current Principal Balance in EUR</i>	<i>Percentage of Total Balance</i>	<i>Number of Loans</i>	<i>Percentage of Total Loans</i>
Direct Debit	1.015.068.473,16	96,67%	100.152	96,61%
Other	34.971.632,00	3,33%	3.516	3,39%
Total	1.050.040.105,16	100,00%	103.668	100,00%

<i>Cycle of Payment</i>	<i>Current Principal Balance in EUR</i>	<i>Percentage of Total Balance</i>	<i>Number of Loans</i>	<i>Percentage of Total Loans</i>
15th of month	282.424.771,13	26,90%	28.515	27,51%
1st of month	767.615.334,03	73,10%	75.153	72,49%
Total	1.050.040.105,16	100,00%	103.668	100,00%

**SC Germany Consumer 2020-1
Monthly Investor Report**

13. Effective Interest Rate



Calculation Date	10.11.2022	
Payment Date	14.11.2022	
Period No	24	
Monthly Period	Nov 2022	
Interest Period	from 14.10.2022	to 14.11.2022 = 31 days
Collection Period	from 01.10.2022	to 31.10.2022

Yield Range *	Current Principal Balance in EUR	Percentage of Total Balance	Number of Loans	Percentage of Total Loans
0: 0	69.883,49	0,01%	6	0,01%
1: 1	9.354.477,89	0,89%	2.939	2,84%
2: 2	62.469.159,98	5,95%	7.858	7,58%
3: 3	119.496.679,45	11,38%	14.135	13,63%
4: 4	217.609.021,37	20,72%	23.239	22,42%
5: 5	221.022.219,59	21,05%	18.382	17,73%
6: 6	223.589.641,37	21,29%	16.524	15,94%
7: 7	132.075.598,79	12,58%	14.232	13,73%
8: 8	45.420.029,94	4,33%	4.151	4,00%
9: 9	15.216.037,19	1,45%	1.678	1,62%
10:10	2.841.638,67	0,27%	403	0,39%
11:11	611.355,58	0,06%	86	0,08%
12:12	164.488,63	0,02%	26	0,03%
13:13	99.873,22	0,01%	9	0,01%
Total	1.050.040.105,16	100,00%	103.668	100,00%

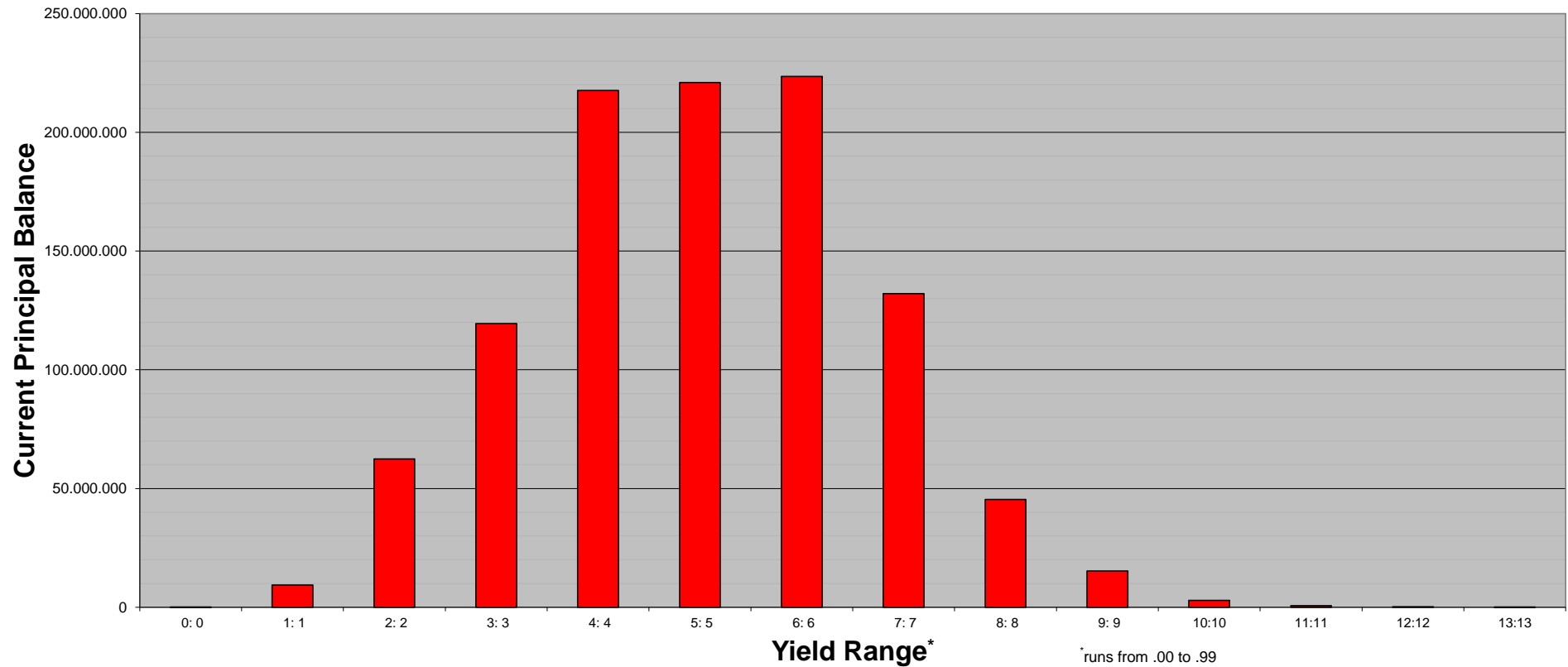
Statistics	in %
WA Interest	5,76%

* runs from .00 to .99

**SC Germany Consumer 2020-1
Monthly Investor Report**

13.1 Effective Interest Rate (Graph)

Calculation Date	10.11.2022	
Payment Date	14.11.2022	
Period No	24	
Monthly Period	Nov 2022	
Interest Period	from 14.10.2022	to 14.11.2022 = 31 days
Collection Period	from 01.10.2022	to 31.10.2022



**SC Germany Consumer 2020-1
Monthly Investor Report**

14. Seasoning



Calculation Date	10.11.2022	
Payment Date	14.11.2022	
Period No	24	
Monthly Period	Nov 2022	
Interest Period	from 14.10.2022	to 14.11.2022 = 31 days
Collection Period	from 01.10.2022	to 31.10.2022

Seasoning in Months	Current Principal Balance in EUR	Percentage of Total Balance	Number of Loans	Percentage of Total Loans
12:14	5.671.939,18	0,54%	520	0,50%
15:17	60.806.571,34	5,79%	4.691	4,53%
18:20	102.363.490,26	9,75%	7.951	7,67%
21:23	114.199.561,79	10,88%	9.681	9,34%
24:26	164.081.317,03	15,63%	14.998	14,47%
27:29	193.559.012,30	18,43%	18.687	18,03%
30:32	152.911.839,78	14,56%	16.164	15,59%
33:35	119.348.068,70	11,37%	14.432	13,92%
36:38	71.238.251,31	6,78%	8.153	7,86%
39:41	12.986.898,28	1,24%	1.290	1,24%
42:44	21.840.689,88	2,08%	2.403	2,32%
45:47	15.423.741,15	1,47%	2.051	1,98%
48:50	8.472.686,12	0,81%	1.201	1,16%
51:53	2.028.975,76	0,19%	345	0,33%
54:56	1.616.815,64	0,15%	315	0,30%
57:59	775.555,43	0,07%	217	0,21%
60:62	1.079.457,27	0,10%	191	0,18%
63:65	587.688,75	0,06%	101	0,10%
66:68	412.335,19	0,04%	88	0,08%
69:71	282.084,69	0,03%	66	0,06%
72:74	184.276,79	0,02%	55	0,05%
75:77	99.869,72	0,01%	32	0,03%
78:80	29.466,39	0,00%	11	0,01%
81:	39.512,41	0,00%	25	0,02%
Total	1.050.040.105,16	100,00%	103.668	100,00%

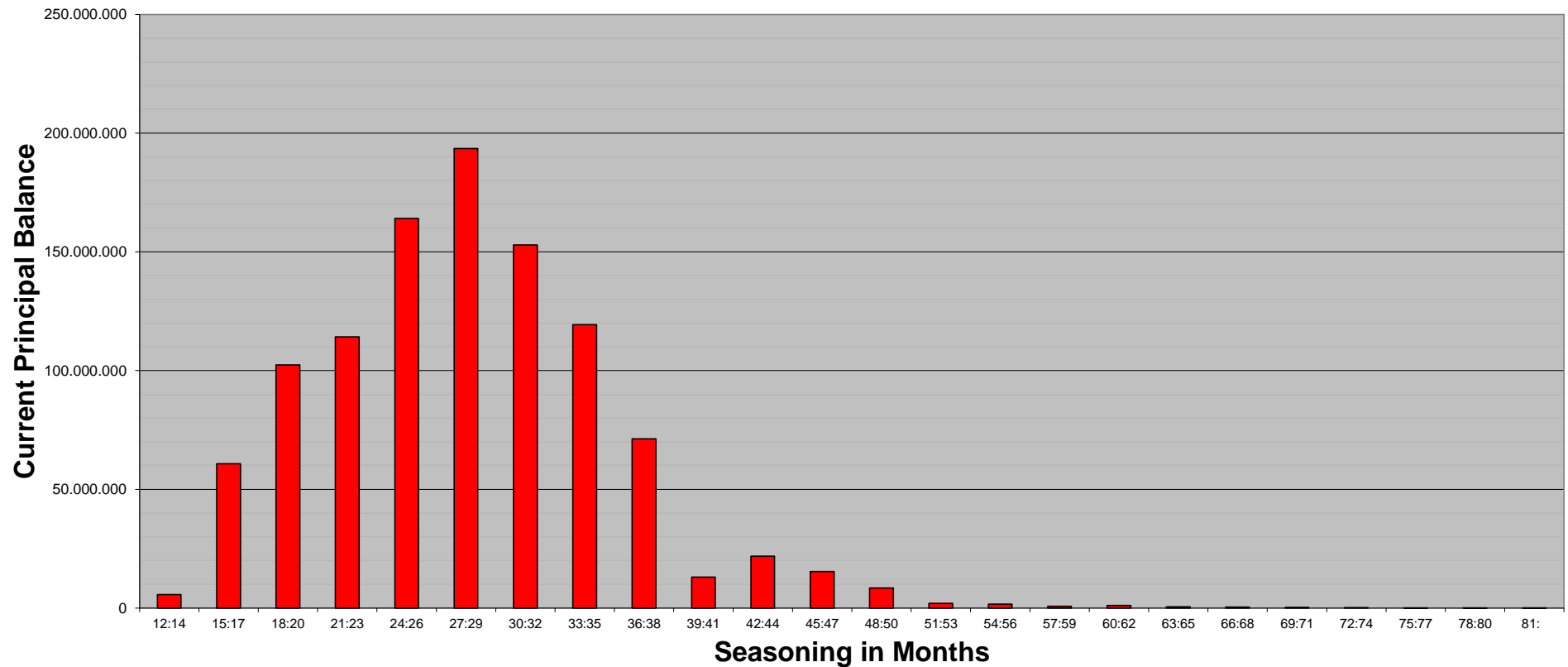
Statistics

WA Seasoning	28,02
--------------	-------

**SC Germany Consumer 2020-1
Monthly Investor Report**

14.1 Seasoning (Graph)

Calculation Date	10.11.2022		
Payment Date	14.11.2022		
Period No	24		
Monthly Period	Nov 2022		
Interest Period	from	14.10.2022	to 14.11.2022 = 31 days
Collection Period	from	01.10.2022	to 31.10.2022



**SC Germany Consumer 2020-1
Monthly Investor Report**

15. Remaining Term



Calculation Date	10.11.2022	
Payment Date	14.11.2022	
Period No	24	
Monthly Period	Nov 2022	
Interest Period	from 14.10.2022	to 14.11.2022 = 31 days
Collection Period	from 01.10.2022	to 31.10.2022

<i>Remaining Term in Months</i>	<i>Current Principal Balance in EUR</i>	<i>Percentage of Total Balance</i>	<i>Number of Loans</i>	<i>Percentage of Total Loans</i>
0: 6	4.026.333,72	0,38%	7.574	7,31%
7: 13	12.822.775,93	1,22%	6.888	6,64%
14: 20	25.393.703,72	2,42%	8.354	8,06%
21: 27	37.295.777,14	3,55%	8.059	7,77%
28: 34	52.094.238,50	4,96%	8.603	8,30%
35: 41	61.974.249,02	5,90%	7.490	7,22%
42: 48	65.943.887,88	6,28%	6.479	6,25%
49: 55	108.781.867,61	10,36%	9.782	9,44%
56: 62	141.309.109,78	13,46%	10.869	10,48%
63: 69	212.764.980,91	20,26%	13.347	12,87%
70: 76	207.923.974,01	19,80%	11.037	10,65%
77: 83	114.079.489,11	10,86%	4.990	4,81%
84: 90	5.120.006,90	0,49%	177	0,17%
91: 97	40.055,72	0,00%	3	0,00%
98:104	212.236,62	0,02%	7	0,01%
105:108	104.950,30	0,01%	3	0,00%
109:	152.468,29	0,01%	6	0,01%
Total	1.050.040.105,16	100,00%	103.668	100,00%

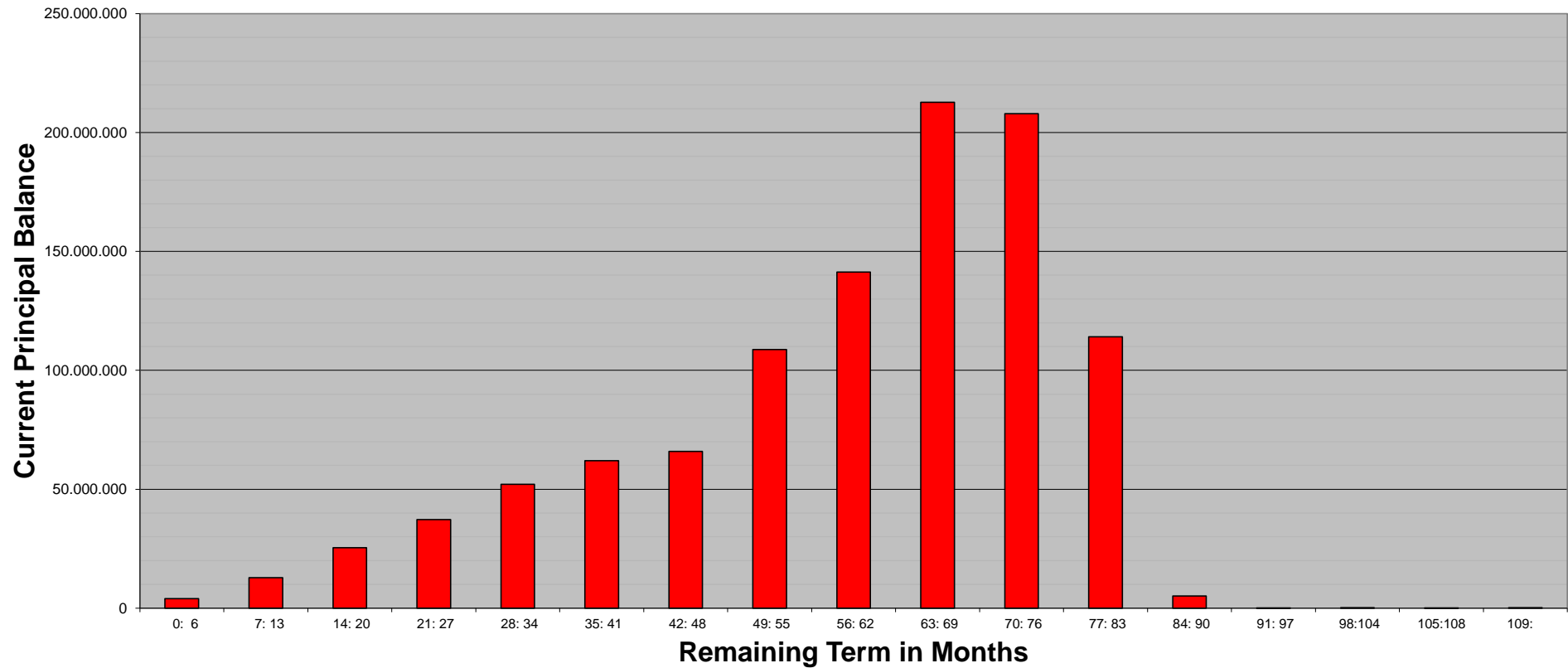
Statistics

WA Remaining Term	58,30
-------------------	-------

**SC Germany Consumer 2020-1
Monthly Investor Report**

15.1 Remaining Term (Graph)

Calculation Date	10.11.2022	
Payment Date	14.11.2022	
Period No	24	
Monthly Period	Nov 2022	
Interest Period	from 14.10.2022	to 14.11.2022 = 31 days
Collection Period	from 01.10.2022	to 31.10.2022



**SC Germany Consumer 2020-1
Monthly Investor Report**

16. Original Term



Calculation Date	10.11.2022	
Payment Date	14.11.2022	
Period No	24	
Monthly Period	Nov 2022	
Interest Period	from 14.10.2022	to 14.11.2022 = 31 days
Collection Period	from 01.10.2022	to 31.10.2022

<i>Original Term in Months</i>	<i>Current Principal Balance in EUR</i>	<i>Percentage of Total Balance</i>	<i>Number of Loans</i>	<i>Percentage of Total Loans</i>
0: 27	1.425.719,15	0,14%	2.145	2,07%
28: 34	1.359.503,59	0,13%	997	0,96%
35: 41	15.928.073,37	1,52%	10.641	10,26%
42: 48	6.788.248,23	0,65%	1.968	1,90%
49: 55	43.075.568,82	4,10%	12.270	11,84%
56: 62	74.702.793,14	7,11%	12.915	12,46%
63: 69	23.337.264,94	2,22%	2.603	2,51%
70: 76	88.762.094,14	8,45%	9.236	8,91%
77: 83	28.368.489,16	2,70%	1.977	1,91%
84: 90	195.970.650,30	18,66%	17.459	16,84%
91: 97	279.988.212,28	26,66%	16.394	15,81%
98:104	280.455.026,16	26,71%	14.678	14,16%
105:111	9.132.115,70	0,87%	355	0,34%
112:118	221.020,51	0,02%	12	0,01%
119:	525.325,67	0,05%	18	0,02%
Total	1.050.040.105,16	100,00%	103.668	100,00%

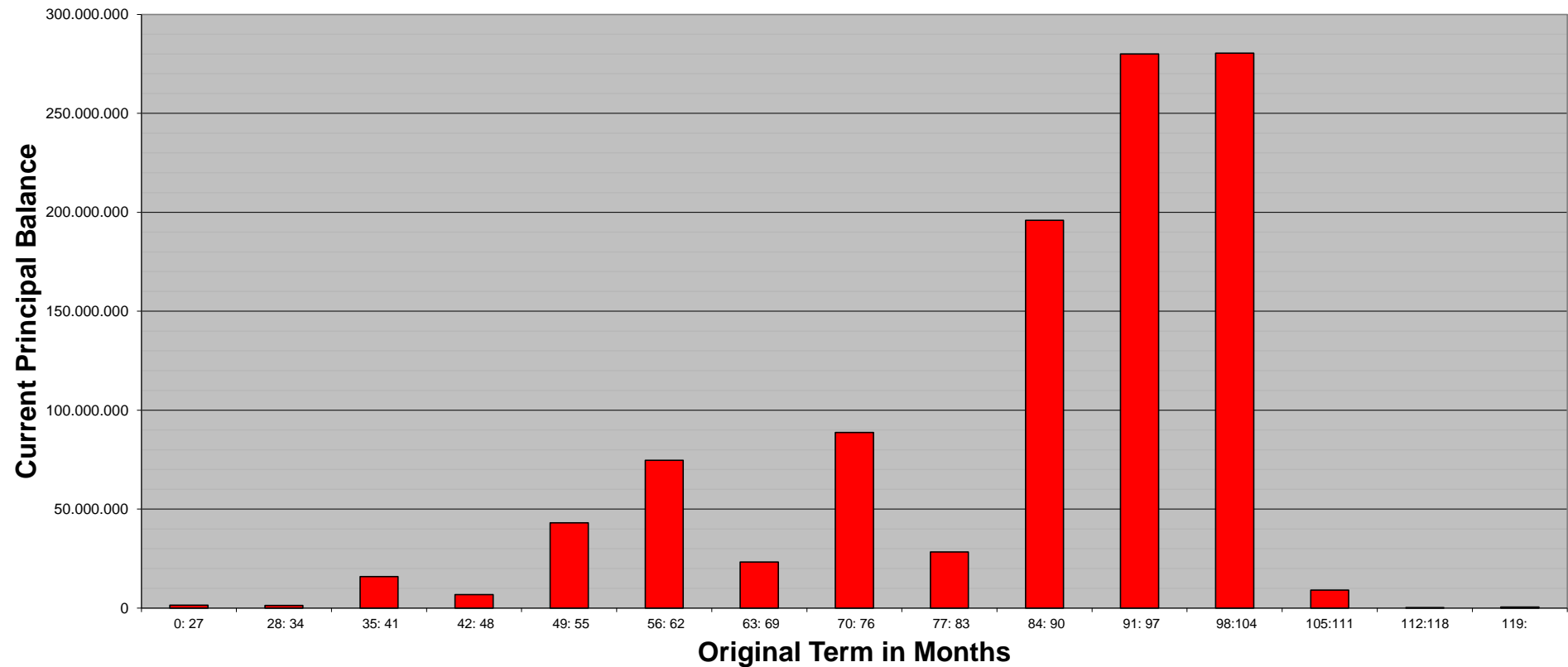
Statistics

WA Original Term	86,32
------------------	-------

**SC Germany Consumer 2020-1
Monthly Investor Report**

16.1 Original Term (Graph)

Calculation Date	10.11.2022	
Payment Date	14.11.2022	
Period No	24	
Monthly Period	Nov 2022	
Interest Period	from 14.10.2022	to 14.11.2022 = 31 days
Collection Period	from 01.10.2022	to 31.10.2022



**SC Germany Consumer 2020-1
Monthly Investor Report**

17. Loan Concentration

Calculation Date			10.11.2022			
Payment Date			14.11.2022			
Period No			24			
Monthly Period			Nov 2022			
Interest Period	from	14.10.2022	to	14.11.2022	=	31 days
Collection Period	from	01.10.2022	to	31.10.2022		



<i>Loan Concentration</i>	<i>Current Principal Balance in EUR</i>	<i>Percentage of Total Balance</i>	<i>Number of Loans</i>	<i>Percentage of Total Loans</i>	<i>Number of Debtors</i>	<i>Percentage of Total Debtors</i>
1: 1	1.014.035.433,52	96,57%	96.254	92,85%	96.254	96,92%
2: 2	29.921.404,36	2,85%	4.930	4,76%	2.465	2,48%
3: 3	3.021.003,85	0,29%	954	0,92%	318	0,32%
4: 4	1.376.118,08	0,13%	520	0,50%	130	0,13%
5: 5	542.342,39	0,05%	260	0,25%	52	0,05%
6: 6	332.166,47	0,03%	198	0,19%	33	0,03%
7:	811.636,49	0,08%	552	0,53%	57	0,06%
Total	1.050.040.105,16	100,00%	103.668	100,00%	99.309	100,00%

**SC Germany Consumer 2020-1
Monthly Investor Report**

18. Amortisation Profile



Calculation Date	10.11.2022					
Payment Date	14.11.2022					
Period No	24					
Monthly Period	Nov 2022					
Interest Period	from	14.10.2022	to	14.11.2022	=	31 days
Collection Period	from	01.10.2022	to	31.10.2022		

Amortisation profile

Collection Period	Outstanding Volume	Collection Period	Outstanding Volume
1	1.050.040.105,16 €	51	211.043.559,73 €
2	1.030.389.850,20 €	52	198.658.620,34 €
3	1.010.485.900,64 €	53	186.527.482,84 €
4	990.698.254,75 €	54	174.609.472,76 €
5	971.012.450,69 €	55	163.011.701,57 €
6	951.413.306,28 €	56	151.719.296,35 €
7	931.938.054,38 €	57	140.718.538,00 €
8	912.578.045,04 €	58	129.976.697,59 €
9	893.306.626,13 €	59	119.496.263,57 €
10	874.108.511,05 €	60	109.308.899,99 €
11	855.000.973,95 €	61	99.404.835,42 €
12	835.989.088,18 €	62	89.751.094,91 €
13	817.067.238,80 €	63	80.613.675,37 €
14	798.225.798,74 €	64	71.999.480,42 €
15	779.532.317,47 €	65	63.858.368,83 €
16	761.000.238,30 €	66	56.112.409,54 €
17	742.594.248,00 €	67	48.906.686,62 €
18	724.300.389,76 €	68	42.293.816,49 €
19	706.179.814,79 €	69	36.172.416,95 €
20	688.209.322,67 €	70	30.515.580,17 €
21	670.369.272,35 €	71	25.424.890,98 €
22	652.632.988,10 €	72	20.948.979,52 €
23	635.035.597,36 €	73	17.128.077,69 €
24	617.569.025,90 €	74	13.805.235,30 €
25	600.242.817,72 €	75	10.938.529,51 €
26	583.012.726,66 €	76	8.522.901,86 €
27	565.978.924,76 €	77	6.455.581,56 €
28	549.134.796,79 €	78	4.674.986,28 €
29	532.456.753,07 €	79	3.250.838,57 €
30	515.927.124,77 €	80	2.163.507,93 €
31	499.590.968,14 €	81	1.353.221,77 €
32	483.457.446,30 €	82	807.810,43 €
33	467.508.258,68 €	83	468.803,87 €
34	451.720.588,56 €	84	287.115,09 €
35	436.117.732,15 €	85	207.560,73 €
36	420.703.886,60 €	86	154.887,43 €
37	405.465.892,94 €	87	125.220,49 €
38	390.366.832,65 €	88	107.812,36 €
39	375.474.649,28 €	89	96.990,30 €
40	360.783.496,13 €	90	90.235,81 €
41	346.279.357,96 €	91	84.006,00 €
42	331.937.912,94 €	92	78.044,06 €
43	317.806.760,37 €	93	72.066,53 €
44	303.862.300,59 €	94	66.576,56 €
45	290.085.687,62 €	95	61.056,76 €
46	276.469.291,65 €	96	55.506,95 €
47	263.041.153,84 €	97	49.926,97 €
48	249.773.010,04 €	98	44.316,64 €
49	236.686.179,86 €	99	38.675,78 €
50	223.732.415,83 €	100	33.205,23 €

**SC Germany Consumer 2020-1
Monthly Investor Report**

Calculation Date	10.11.2022				
Payment Date	14.11.2022				
Period No	24				
Monthly Period	Nov 2022				
Interest Period	from	14.10.2022	to	14.11.2022	= 31 days
Collection Period	from	01.10.2022	to	31.10.2022	

19. Priority of Payments + Transaction Costs



Pre-Enforcement Available Interest Amount

Interest Collections	+	4.980.478,64 €
Other Interest Payments by the Seller to the Issuer	+	- €
Recoveries	+	185.063,20 €
Interest on Transaction and Purchase Shortfall Account	+	- €
After the Commingling Reserve related to interest payments after such event	+	- €
Amounts on the Liquidity Reserve Account	+	6.000.000,00 €
Amounts received by the Interest Rate Swap counterparty	+	1.289.422,58 €
Principal Amount borrowed to cover interest shortfall (Senior Expense Deficit)	+	- €
Other Amounts paid to the Issuer	+	- €
Available Interest Amount	=	12.454.964,42 €

Pre-Enforcement Available Principal Amount

Principal Collections (including Deemed Collections)	+	38.357.963,31 €
other principal amount paid by the Seller to the Issuer	+	- €
Final Repurchase Price	+	- €
Amounts standing to the credit of the Commingling Reserve Account	+	- €
Amounts standing to the credit of the Set-Off Reserve Account	+	- €
Purchase Shortfall Amount	+	70,42 €
Mezzanine Loan Disbursement Amount paid by the Originator to the Issuer	+	- €
Principal Deficiency Sub-Ledger	+	2.904.644,76 €
Rounding Differences from previous period	+	- €
Available Principal Amount	=	41.262.678,49 €

Pre-Enforcement Interest Priority of Payments

Available Interest Amount	12.454.964,42 €
Senior Expenses and Taxes	- 12.243,43 €
Swap Interest Payment other than subordinated Payments	- - €
Interest on Class A Notes	- 1.100.498,40 €
Interest on Class B (if Most Senior Note or Class B PDL < 25%)	- 97.391,70 €
Interest on Class C (if Most Senior Note or Class C PDL < 25%)	- 144.633,60 €
Interest on Class D (if Most Senior Note or Class D PDL < 25%)	- 139.716,90 €
Interest on Class E (if Most Senior Note or Class E PDL < 25%)	- 132.019,20 €
Interest on Class F (if Most Senior Note or Class F PDL < 25%)	- 142.416,00 €
Required Liquidity Reserve Amount Replenishment	- 6.000.000,00 €
Liquidity Reserve Reduction Amount	- - €
Crediting the PDLs until cleared	- 2.904.644,76 €
Interest Class B (if not paid above)	- - €
Interest Class C (if not paid above)	- - €
Interest Class D (if not paid above)	- - €
Interest Class E (if not paid above)	- - €
Interest Class F (if not paid above)	- - €
Interest Class G	- 84.086,10 €
Mezzanine Loan Interest	- - €
Subordinated Swap Amounts (if applicable)	- - €
Fees for Commingling Reserve Account and Set-Off Reserve Account	- - €
Interest on Liquidity Reserve Loan	- - €
Principal on Liquidity Reserve Loan	- - €
Target Amortisation of Class G (including previously accrued)	- 1.125.000,90 €
Remaining Amount to the Seller	572.313,43 €

Pre-Enforcement Principal Priority of Payments

Available Principal Amount	41.262.678,49 €
Senior Expense Deficit	- - €
Net Note Available Principal Proceeds	= 41.262.678,49 €
Replenishment	- - €
Purchase Shortfall Amount	- 116,14 €
Prior to Sequential Payment Trigger Event: Class A Pro Rata- Principal Payment Amount	- 32.292.440,10 €
Prior to Sequential Payment Trigger Event: Class B Pro Rata- Principal Payment Amount	- 2.218.147,85 €
Prior to Sequential Payment Trigger Event: Class C Pro Rata- Principal Payment Amount	- 2.532.740,40 €
Prior to Sequential Payment Trigger Event: Class D Pro Rata- Principal Payment Amount	- 1.899.555,30 €
Prior to Sequential Payment Trigger Event: Class E Pro Rata- Principal Payment Amount	- 1.266.370,20 €
Prior to Sequential Payment Trigger Event: Class F Pro Rata- Principal Payment Amount	- 1.055.308,50 €
On or after to Sequential Payment Trigger Event: Redemption Class A	- - €
Full Redemption Class B - G (after Regulatory Change Event)	- - €
On or after to Sequential Payment Trigger Event: Redemption Class B	- - €
On or after to Sequential Payment Trigger Event: Redemption Class C	- - €
On or after to Sequential Payment Trigger Event: Redemption Class D	- - €
On or after to Sequential Payment Trigger Event: Redemption Class E	- - €
On or after to Sequential Payment Trigger Event: Redemption Class F	- - €
Redemption Class G Notes	- - €
Mezzanine Loan Principal	- - €
Transaction Account Remaining Amount	- - €

Transaction Costs

	All notes	Class A	Class B	Class C	Class D	Class E	Class F	Class G	Liquidity Reserve Loan
Senior Expenses	12.243,43 €								
Interest accrued for the Period	1.840.761,90 €	1.100.498,40 €	97.391,70 €	144.633,60 €	139.716,90 €	132.019,20 €	142.416,00 €	84.086,10 €	- €
Cumulative Interest accrued	23.315.640,71 €	5.885.986,50 €	1.168.819,85 €	2.495.977,20 €	2.961.813,60 €	3.330.752,40 €	3.905.815,50 €	3.564.814,05 €	3.661,61 €
Interest Payments	1.840.761,90 €	1.100.498,40 €	97.391,70 €	144.633,60 €	139.716,90 €	132.019,20 €	142.416,00 €	84.086,10 €	- €
Cumulative Interest Payments	23.315.640,71 €	5.885.986,50 €	1.168.819,85 €	2.495.977,20 €	2.961.813,60 €	3.330.752,40 €	3.905.815,50 €	3.564.814,05 €	3.661,61 €
Unpaid Interest for the Period	- €	- €	- €	- €	- €	- €	- €	- €	- €
Cumulative Unpaid Interest	- €	- €	- €	- €	- €	- €	- €	- €	- €
Liquidity Reserve Loan only: Outstanding Amount	- €	- €	- €	- €	- €	- €	- €	- €	- €

**SC Germany Consumer 2020-1
Monthly Investor Report**

20. Retention



For the purposes of compliance with the requirements of Article 6(3)(c) of the Securitisation Regulation, the Seller will retain, in its capacity as originator within the meaning of the Securitisation Regulation, on an ongoing basis for the life of the transaction, such net economic interest through an interest in randomly selected exposures.

Amount of randomly Selected Exposures

51.162.619,90 €

Calculation Date	10.11.2022	
Payment Date	14.11.2022	
Period No	24	
Monthly Period	Nov 2022	
Interest Period	from 14.10.2022	to 14.11.2022 = 31 days
Collection Period	from 01.10.2022	to 31.10.2022

**SC Germany Consumer 2020-1
Monthly Investor Report**

21. Counterparties



Reporting Date	10.11.2022				
Payment Date	14.11.2022				
Period No	24				
Monthly Period	Nov 2022				
Interest Period	from	14.10.2022	to	14.11.2022	= 31 days
Collection Period	from	01.10.2022	to	31.10.2022	

Joint Lead Managers:

Banco Santander S.A.
Paseo de Parede 9-12
39004 Santander
Spain

Société Générale S.A.
29 Boulevard Haussmann
75009 Paris
France

Merrill Lynch International
2 King Edward Street
London EC1A 1 HQ
United Kingdom

Luxembourg Listing Agent and Local Agent:

Banque Internationale à Luxembourg S.A.
69, Route d'Esch
L-2953 Luxembourg

**Principal Paying Agent,
Account Bank and Interest Determination Agent:**

Elavon Financial Services DAC
Block E, Cherrywood Business Park
Loughlinstown, Dublin
Republic of Ireland

E-mail: mbs.erg.london@usbank.com

Cash Administrator and Calculation Agent:

U.S. Bank Global Corporate Trust Limited
125 Old Broad Street
London, EC2N 1AR
United Kingdom

Transaction Security Trustee:

Circumference FS (Netherlands) B.V.
Barbara Strozziilaan 101
1083HN Amsterdam
the Netherlands

Data Trustee:

Circumference FS (UK) Limited
14 Devonshire Square
EC2M 4YT London
United Kingdom

Interest Swap Counterparty:

DZ BANK AG
Platz der Republik
60265 Frankfurt am Main
Germany

Fitch			Moody's			Counterparty status
Long Term	Short Term	Outlook	Long Term	Short Term	Outlook	
A-	F2	STABLE	(P)A2	P-1	STABLE	performing
A-	F1	STABLE	A1	P-1	STABLE	performing
AA	F1+	STABLE	-	-	-	performing
-	-	-	A2	P-1	STABLE	performing
AA-	F1+	STABLE	-	P-1	NEG	performing
-	-	-	-	-	-	performing
-	-	-	-	-	-	performing
-	-	-	-	-	-	performing
AA-	F1+	STABLE	Aa2	P-1	STABLE	performing

Rating Agencies:

Fitch Ratings Ireland Limited
39/40 Mount Street Upper
Dublin 2, D02PR89
Ireland

Moody's Investors Service España, S.A.
Calle Principe De Vergara
131 6 Planta
Madrid, 28002
Spain

Ratings as of 31.10.2022, data source: Bloomberg

**SC Germany Consumer 2020-1
Monthly Investor Report**

22. Issuer Information



Reporting Date			10.11.2022			
Payment Date			14.11.2022			
Period No			24			
Monthly Period			Nov 2022			
Interest Period	from	14.10.2022	to	14.11.2022	=	31 days
Collection Period	from	01.10.2022	to	31.10.2022		

Deal Name:

SC Germany Consumer 2020-1

Issuer:

SC GERMANY S.A., COMPARTMENT CONSUMER 2020-1
The Managing Directors
22-24 Boulevard Royal
L-2449 Luxembourg,
Grand Duchy of Luxembourg

LEI:

54930010DV9V1WKUO071

Seller of the Receivables:

Santander Consumer Bank AG

Servicer Name:

Santander Consumer Bank AG

Reporting Entity:

Santander Consumer Bank AG
Capital Markets
Santander-Platz 1
41061 Mönchengladbach
Germany
eMail abs_ger@santander.de
fax +49 (0) 2161 690 7077

SPV-Administrator:

Circumference FS (Luxembourg) S.A.
22-24 Boulevard Royal
L-2449 Luxembourg,
Grand Duchy of Luxembourg

**SC Germany Consumer 2020-1
Monthly Investor Report**

23. Swap Counterparty Data



Reporting Date	10.11.2022				
Payment Date	14.11.2022				
Period No	24				
Monthly Period	Nov 2022				
Interest Period	from	14.10.2022	to	14.11.2022	= 31 days
Collection Period	from	01.10.2022	to	31.10.2022	

Swap Counterparty

Swap Counterparty DZ Bank AG
Swap Rating Trigger Breach no

Rating Trigger & Current Ratings	Consequenses	Fitch			Moody's			Trigger breach
		Long Term or Derivative Counterparty Rating	Short Term	Outlook	Long Term (CRA)	Short Term	Outlook	
1st Rating Trigger	Collateral, Guarantee or Replacement	A	F1		A3			no
2nd Rating Trigger	Replacement	BBB-	F3		Baa1			no
Current Counterparty Ratings		AA(dcr)	F1+	STABLE	Aa2(cr)	P-1	STABLE	

Current Swap Data

Swap Type Fixed Floating Interest Rate Swap
Notional Amount 1.759.500.000,00
Fixed Rate -0,5710%
Floating Rate (Euribor) 0,8540%
Net Swap Payments -1.289.422,58
Notional Amount next period 1.009.540.221,30

Swap Counterparty Details

DZ Bank AG
Kapitalmärkte Handel / ABS-Emissionen
Platz der Republik
60265 Frankfurt am Main
Germany
Phone +49 69 7447 4341
Email: Tom.Oelrich@dzbank.de

Counterparty Replacement

Old Counterparty DZ Bank AG
Current Counterparty DZ Bank AG

Swap Collateral

Beginning of Period - €
Cash Outflow - €
Cash Inflow - €
End of Period - €

Ratings as of 31.10.2022, data source: Bloomberg

In case of Fitch, only one required rating must be held

**SC Germany Consumer 2020-1
Monthly Investor Report**

24. Santander Consumer Bank



Contact Details

Team Securitization

Stefan Zilligen +49-2161-690-6069
Christina Opwis +49-2161-690-7086
Team ABS

stefan.zilligen@santander.de
christina.opwis@santander.de
abs_ger@santander.de

Reporting Date	10.11.2022				
Payment Date	14.11.2022				
Period No	24				
Monthly Period	Nov 2022				
Interest Period	from	14.10.2022	to	14.11.2022	= 31 days
Collection Period	from	01.10.2022	to	31.10.2022	

Ratings Santander

Banco Santander S.A.

Santander Consumer Finance S.A.

Santander Consumer Bank AG

Fitch			Moody's		
Long Term	Short Term	Outlook	Long Term	Short Term	Outlook
A	F1	STABLE	A3(cr)	P-2(cr)	STABLE
A	F1	STABLE	A3(cr)	P-2(cr)	STABLE
A-	F2	STABLE	A1(cr)	P-1(cr)	STABLE

Ratings as of 31.10.2022, data source: Bloomberg

**SC Germany Consumer 2020-1
Monthly Investor Report**

25. Glossary



Reporting Date		10.11.2022				
Payment Date		14.11.2022				
Period No		Jan 1900				
Monthly Period		Nov 2022				
Interest Period	from	14.10.2022	to	14.11.2022	=	31 days
Collection Period	from	01.10.2022	to	31.10.2022		

Aggregate Outstanding Principal Amount:

Shall mean in respect of all Purchased Receivables at any time, the aggregate of the Outstanding Principal Amounts of all Purchased Receivables which, as of such time, are not defaulted receivables.

Defaulted Contracts/Defaults:

Shall mean as of any date, any purchased receivable which has been declared due and payable in full in accordance to the Credit and Collection Policy which in principal is between 120 and 180 calendar days after the due date.

Delinquent Receivable:

Shall mean as of any date, any purchased receivable which is more than 30 days overdue and not a defaulted contract.

Excess Spread:

Excess Spread equals WA Portfolio Yield minus Fixed Swap Rate minus WA Notes Margin

Legal Maturity:

Final Payment date on which each Class A Note will be redeemed in full.

Expected Maturity:

Maturity date of the notes under the assumption of inter alia (a) a 27% constant prepayment rate, (b) an exercised Clean-Up Call at 10%,

Payment Protection Insurance:

Insurance, composed of life insurance and/or accident insurance and/or temporary disability insurance and/or unemployment insurance, which covers the risk that a Debtor in its capacity as insured person is unable to pay the Loan Instalments owed by such Debtor life insurance

Recoveries:

Any amount received on defaulted contracts

Set-Off Reserves (X/Y):

Protection against set-off risks due to (X) capitalized service fees (e.g. Payment Protection Insurance, Gap Insurance, Repair Cost Insurance) and (Y) deposits