

SC Germany Consumer 2020-1 Monthly Investor Report



**SC Germany Consumer 2020-1
Monthly Investor Report**

Cover Sheet Monthly Investor Report



| | | | | | |
|------------------------|------------|----|------------|---|---------|
| Calculation Date | 12.01.2021 | | | | |
| Payment Date | 14.01.2021 | | | | |
| Period No | 2 | | | | |
| Monthly Period | Jan 2021 | | | | |
| Interest Period from | 14.12.2020 | to | 14.01.2021 | = | 31 days |
| Collection Period from | 01.12.2020 | to | 31.12.2020 | | |

| Index | Page |
|--|--------------------|
| 1. Portfolio Information | 1 |
| 1.1 Portfolio Information per period | 2 |
| 2. Reserve Accounts | 3 |
| 3.1 Delinquency Data | 4 |
| 3.2 Default Data | 5 |
| 3.3 Defaults & Recoveries per period | 6 |
| 4. Concentration Limits | 7 |
| 5. Outstanding Notes | 8 |
| 6. Original Principal Balance | 9 |
| 6.1 Original PB (Graph) | 10 |
| 7. Current Principal Balance | 11 |
| 7.1 Current PB (Graph) | 12 |
| 8. Borrower Concentration | 13 |
| 9. Geographical Distribution | 14 |
| 9.1 Geographical (Graph) | 15 |
| 10. Collateral | 16 |
| 11. Insurances | 17 |
| 12. Payment Methods | 18 |
| 13. Effective Interest Rate | 19 |
| 13.1 Effective Interest Rate (Graph) | 20 |
| 14. Seasoning | 21 |
| 14.1 Seasoning (Graph) | 22 |
| 15. Remaining Term | 23 |
| 15.1 Remaining Term (Graph) | 24 |
| 16. Original Term | 25 |
| 16.1 Original Term (Graph) | 26 |
| 17. Loan Concentration | 27 |
| 18. Amortisation Profiles | 28 |
| 19. Priority of Payments + Transaction Costs | 29 |
| 20. Retention | 30 |
| 21. Counterparties | 31 |
| 21. Issuer Information | 32 |
| 23. Swap Counterparty | 33 |
| 24. Santander Consumer Bank | 34 |
| 25. Glossary | 35 |

**SC Germany Consumer 2020-1
Monthly Investor Report**

1. Portfolio Information



| | | |
|------------------------|------------|-------------------------|
| Calculation Date | 12.01.2021 | |
| Payment Date | 14.01.2021 | |
| Period No | 2 | |
| Monthly Period | Jan 2021 | |
| Interest Period from | 14.12.2020 | to 14.01.2021 = 31 days |
| Collection Period from | 01.12.2020 | to 31.12.2020 |

| | | current period | previous period |
|---|-------------------------|---|---|
| Outstanding Receivables | No. of Contracts | Aggregate Outstanding Principal Amount | Aggregate Outstanding Principal Amount |
| Beginning of Period | 142.044 | 1.799.999.978,57 € | 1.799.999.933,09 € |
| Scheduled Principal Payments | | 27.656.379,76 € | |
| Prepayment Principal | | 32.092.572,15 € | |
| Total Principal Collections | | 59.748.951,91 € | 65.332.417,92 € |
| Total Interest Collections | | 8.624.578,28 € | 8.619.461,06 € |
| Defaults | | 147.487,32 € | - € |
| Replenishment Amount | | 59.896.456,27 € | 65.332.463,40 € |
| End of Period | 146.080 | 1.799.999.995,61 € | 1.799.999.978,57 € |
| Purchase Shortfall Amount | | 4,39 € | 21,43 € |
| Total Assets (End of Period) | | 1.800.000.000,00 € | 1.800.000.000,00 € |
| Current Prepayment Rate (annualised) | | 19,4% | |
| Current Poolfactor | | 99,9% | |

**SC Germany Consumer 2020-1
Monthly Investor Report**

1.1 Portfolio Information per period

| | | | | | |
|-------------------|------------|------------|----|------------|-----------|
| Calculation Date | 12.01.2021 | | | | |
| Payment Date | 14.01.2021 | | | | |
| Period No | 2 | | | | |
| Monthly Period | Jan 2021 | | | | |
| Interest Period | from | 14.12.2020 | to | 14.01.2021 | = 31 days |
| Collection Period | from | 01.12.2020 | to | 31.12.2020 | |



| Collection Period | Outstanding EOP | Scheduled Principal Payments | Prepayment Principal | Total Principal Collections | Prepayment Rate |
|-------------------|--------------------|------------------------------|----------------------|-----------------------------|-----------------|
| 1 | € 1.799.999.933,09 | € 28.004.372,02 | € 37.328.045,90 | € 65.332.417,92 | 22,2% |
| 2 | € 1.799.999.978,57 | € 27.656.379,76 | € 32.092.572,15 | € 59.748.951,91 | 19,42% |
| 3 | | | | | |
| 4 | | | | | |
| 5 | | | | | |
| 6 | | | | | |
| 7 | | | | | |
| 8 | | | | | |
| 9 | | | | | |
| 10 | | | | | |
| 11 | | | | | |
| 12 | | | | | |
| 13 | | | | | |
| 14 | | | | | |
| 15 | | | | | |
| 16 | | | | | |
| 17 | | | | | |
| 18 | | | | | |
| 19 | | | | | |
| 20 | | | | | |
| 21 | | | | | |
| 22 | | | | | |
| 23 | | | | | |
| 24 | | | | | |
| 25 | | | | | |
| 26 | | | | | |
| 27 | | | | | |
| 28 | | | | | |
| 29 | | | | | |
| 30 | | | | | |
| 31 | | | | | |
| 32 | | | | | |
| 33 | | | | | |
| 34 | | | | | |
| 35 | | | | | |
| 36 | | | | | |
| 37 | | | | | |
| 38 | | | | | |
| 39 | | | | | |
| 40 | | | | | |
| 41 | | | | | |
| 42 | | | | | |
| 43 | | | | | |
| 44 | | | | | |
| 45 | | | | | |
| 46 | | | | | |
| 47 | | | | | |
| 48 | | | | | |
| 49 | | | | | |
| 50 | | | | | |
| 51 | | | | | |
| 52 | | | | | |
| 53 | | | | | |
| 54 | | | | | |
| 55 | | | | | |
| 56 | | | | | |
| 57 | | | | | |
| 58 | | | | | |
| 59 | | | | | |
| 60 | | | | | |
| 61 | | | | | |
| 62 | | | | | |
| 63 | | | | | |
| 64 | | | | | |
| 65 | | | | | |
| 66 | | | | | |
| 67 | | | | | |
| 68 | | | | | |
| 69 | | | | | |
| 70 | | | | | |
| 71 | | | | | |
| 72 | | | | | |
| 73 | | | | | |
| 74 | | | | | |
| 75 | | | | | |
| 76 | | | | | |
| 77 | | | | | |
| 78 | | | | | |
| 79 | | | | | |
| 80 | | | | | |

**SC Germany Consumer 2020-1
Monthly Investor Report**

2. Reserve Accounts



| | | |
|------------------------|------------|-------------------------|
| Calculation Date | 12.01.2021 | |
| Payment Date | 14.01.2021 | |
| Period No | 2 | |
| Monthly Period | Jan 2021 | |
| Interest Period from | 14.12.2020 | to 14.01.2021 = 31 days |
| Collection Period from | 01.12.2020 | to 31.12.2020 |

Note Balance

| | |
|---------------------|--------------------|
| Beginning of Period | 1.800.000.000,00 € |
| End of Period | 1.800.000.000,00 € |

Reserve Accounts

| | in % | | Trigger Event y/n |
|--|------|----------------|-------------------|
| Liquidity Reserve | | | |
| Beginning of Period | 0,5% | 9.000.000,00 € | |
| Cash Outflow | | 9.000.000,00 € | |
| of which Liquidity Reserve Excess Amount | | | |
| of which added to Priority of Payments | | | |
| Cash Inflow | | 9.000.000,00 € | |
| End of Period | 0,5% | 9.000.000,00 € | |
| Required Liquidity Reserve Amount | 0,5% | 9.000.000,00 € | |
| Commingling Reserve | in % | | no |
| Beginning of Period | | n/a | |
| Cash Outflow | | n/a | |
| of which Commingling Reserve Excess Amount | | | |
| of which drawn from the commingling reserve and applied to PoP | | | |
| Cash Inflow | | n/a | |
| End of Period | | n/a | |
| Commingling Reserve Required Amount | | - € | |
| Set-Off Reserve | in % | | no |
| Beginning of Period | | n/a | |
| Cash Outflow | | n/a | |
| of which Set-Off Reserve Excess Amount | | | |
| of which drawn from the set-off reserve and applied to PoP | | | |
| Cash Inflow | | n/a | |
| End of Period | | n/a | |
| Set-Off Reserve Required Amount | | - € | |

In case of Ratin Trigger breach: Set-Off Reserve Required Amount

**SC Germany Consumer 2020-1
Monthly Investor Report**

3.1 Delinquency Data



| | | | | | |
|-------------------|------------|------------|----|------------|-----------|
| Reporting Date | 12.01.2021 | | | | |
| Payment Date | 14.01.2021 | | | | |
| Period No | 2 | | | | |
| Monthly Period | Jan 2021 | | | | |
| Interest Period | from | 14.12.2020 | to | 14.01.2021 | = 31 days |
| Collection Period | from | 01.12.2020 | to | 31.12.2020 | |

Note Balance

| | |
|---------------------|--------------------|
| Beginning of Period | 1.800.000.000,00 € |
| End of Period | 1.800.000.000,00 € |

Delinquency Data and Ratios

| Collection Period | Outstanding EOP | Days past due | | | | not delinquent | Days past due | | | |
|-------------------|--------------------|----------------|--------------|--------------|--------------|----------------|---------------|-------|-------|-----|
| | | 1-30 | 31-60 | 61-90 | >90 | | 1-30 | 31-60 | 61-90 | >90 |
| 1 | € 1.799.999.933,09 | € - | € - | € - | € - | 100,00% | 0,00% | 0,00% | 0,00% | |
| 2 | € 1.799.999.978,57 | € 6.313.367,70 | € 882.720,82 | € 170.291,73 | € 106.711,25 | 99,58% | 0,35% | 0,05% | 0,01% | |
| 3 | | | | | | | | | | |
| 4 | | | | | | | | | | |
| 5 | | | | | | | | | | |
| 6 | | | | | | | | | | |
| 7 | | | | | | | | | | |
| 8 | | | | | | | | | | |
| 9 | | | | | | | | | | |
| 10 | | | | | | | | | | |
| 11 | | | | | | | | | | |
| 12 | | | | | | | | | | |
| 13 | | | | | | | | | | |
| 14 | | | | | | | | | | |
| 15 | | | | | | | | | | |
| 16 | | | | | | | | | | |
| 17 | | | | | | | | | | |
| 18 | | | | | | | | | | |
| 19 | | | | | | | | | | |
| 20 | | | | | | | | | | |
| 21 | | | | | | | | | | |
| 22 | | | | | | | | | | |
| 23 | | | | | | | | | | |
| 24 | | | | | | | | | | |
| 25 | | | | | | | | | | |
| 26 | | | | | | | | | | |
| 27 | | | | | | | | | | |
| 28 | | | | | | | | | | |
| 29 | | | | | | | | | | |
| 30 | | | | | | | | | | |
| 31 | | | | | | | | | | |
| 32 | | | | | | | | | | |
| 33 | | | | | | | | | | |
| 34 | | | | | | | | | | |
| 35 | | | | | | | | | | |
| 36 | | | | | | | | | | |
| 37 | | | | | | | | | | |
| 38 | | | | | | | | | | |
| 39 | | | | | | | | | | |
| 40 | | | | | | | | | | |
| 41 | | | | | | | | | | |
| 42 | | | | | | | | | | |
| 43 | | | | | | | | | | |
| 44 | | | | | | | | | | |
| 45 | | | | | | | | | | |
| 46 | | | | | | | | | | |
| 47 | | | | | | | | | | |
| 48 | | | | | | | | | | |
| 49 | | | | | | | | | | |
| 50 | | | | | | | | | | |
| 51 | | | | | | | | | | |
| 52 | | | | | | | | | | |
| 53 | | | | | | | | | | |
| 54 | | | | | | | | | | |
| 55 | | | | | | | | | | |
| 56 | | | | | | | | | | |
| 57 | | | | | | | | | | |
| 58 | | | | | | | | | | |
| 59 | | | | | | | | | | |
| 60 | | | | | | | | | | |
| 61 | | | | | | | | | | |
| 62 | | | | | | | | | | |
| 63 | | | | | | | | | | |
| 64 | | | | | | | | | | |
| 65 | | | | | | | | | | |
| 66 | | | | | | | | | | |
| 67 | | | | | | | | | | |
| 68 | | | | | | | | | | |
| 69 | | | | | | | | | | |
| 70 | | | | | | | | | | |
| 71 | | | | | | | | | | |
| 72 | | | | | | | | | | |
| 73 | | | | | | | | | | |
| 74 | | | | | | | | | | |
| 75 | | | | | | | | | | |
| 76 | | | | | | | | | | |
| 77 | | | | | | | | | | |
| 78 | | | | | | | | | | |
| 79 | | | | | | | | | | |
| 80 | | | | | | | | | | |

**SC Germany Consumer 2020-1
Monthly Investor Report**

3.2 Default Data



| | | | | |
|------------------------|------------|----|------------|-----------|
| Reporting Date | 12.01.2021 | | | |
| Payment Date | 14.01.2021 | | | |
| Period No | 2 | | | |
| Monthly Period | Jan 2021 | | | |
| Interest Period from | 14.12.2020 | to | 14.01.2021 | = 31 days |
| Collection Period from | 01.12.2020 | to | 31.12.2020 | |

Note Balance

| | |
|---------------------|--------------------|
| Beginning of Period | 1.800.000.000,00 € |
| End of Period | 1.800.000.000,00 € |

Default Data and Ratios

| | Amount | Number of Loans |
|-------------------------------------|--------------|-----------------|
| Current Default | | |
| Current Period Gross Default | 147.487,32 € | |
| Current Period Recoveries | - 479,73 € | |
| Current Period Net Default | 147.967,05 € | |
| New Number of Defaulted Contracts | | 16 |
| Cumulative Default | | |
| Cumulative Gross Default | 147.487,32 € | |
| Cumulative Recoveries | - 479,73 € | |
| Cumulative Net Default | 147.967,05 € | |
| Total Number of Defaulted Contracts | | 16 |

Principal Deficiency Ledgers

Class A PDL Sub-Ledger

| | |
|------------------------------------|-----|
| Class A PDL BoP | - € |
| Class A Amount debited to the PDL | - € |
| Class A Amount credited to the PDL | - € |
| Class A PDL EoP | - € |

Class B PDL Sub-Ledger

| | |
|------------------------------------|-----|
| Class B PDL BoP | - € |
| Class B Amount debited to the PDL | - € |
| Class B Amount credited to the PDL | - € |
| Class B PDL EoP | - € |

Class C PDL Sub-Ledger

| | |
|------------------------------------|-----|
| Class C PDL BoP | - € |
| Class C Amount debited to the PDL | - € |
| Class C Amount credited to the PDL | - € |
| Class C PDL EoP | - € |

Class D PDL Sub-Ledger

| | |
|------------------------------------|-----|
| Class D PDL BoP | - € |
| Class D Amount debited to the PDL | - € |
| Class D Amount credited to the PDL | - € |
| Class D PDL EoP | - € |

Class E PDL Sub-Ledger

| | |
|------------------------------------|-----|
| Class E PDL BoP | - € |
| Class E Amount debited to the PDL | - € |
| Class E Amount credited to the PDL | - € |
| Class E PDL EoP | - € |

Class F PDL Sub-Ledger

| | |
|------------------------------------|-----|
| Class F PDL BoP | - € |
| Class F Amount debited to the PDL | - € |
| Class F Amount credited to the PDL | - € |
| Class F PDL EoP | - € |

Class G PDL Sub-Ledger

| | |
|------------------------------------|--------------|
| Class G PDL BoP | - € |
| Class A Amount debited to the PDL | 147.487,32 € |
| Class A Amount credited to the PDL | 147.487,32 € |
| Class A PDL EoP | - € |

**SC Germany Consumer 2020-1
Monthly Investor Report**

| | | | | | |
|-------------------|------------|------------|----|------------|-----------|
| Reporting Date | 12.01.2021 | | | | |
| Payment Date | 14.01.2021 | | | | |
| Period No | 2 | | | | |
| Monthly Period | Jan 2021 | | | | |
| Interest Period | from | 14.12.2020 | to | 14.01.2021 | = 31 days |
| Collection Period | from | 01.12.2020 | to | 31.12.2020 | |

3.3 Defaults & Recoveries per period



Note Balance

| | |
|---------------------|--------------------|
| Beginning of Period | 1.800.000.000,00 € |
| End of Period | 1.800.000.000,00 € |

Default/Recovery Data and Ratios

| Collection Period | Number of defaulted contracts | Defaults in collection period | cumulated Defaults since cut-off | cumulated amount of purchased receivables | Cumulated Default Ratio % | Recoveries in collection period | cumulated Recoveries since cut-off | cumulated net losses | cumulated net loss ratio % |
|-------------------|-------------------------------|-------------------------------|----------------------------------|---|---------------------------|---------------------------------|------------------------------------|----------------------|----------------------------|
| 1 | 0 | - € | - € | 1.865.332.396,49 € | 0,00% | - € | - € | - € | 0,00% |
| 2 | 16 | 147.487,32 € | 147.487,32 € | 1.925.228.852,76 € | 0,01% | 479,73 € | 479,73 € | 147.967,05 € | 0,01% |
| 3 | | | | | | | | | |
| 4 | | | | | | | | | |
| 5 | | | | | | | | | |
| 6 | | | | | | | | | |
| 7 | | | | | | | | | |
| 8 | | | | | | | | | |
| 9 | | | | | | | | | |
| 10 | | | | | | | | | |
| 11 | | | | | | | | | |
| 12 | | | | | | | | | |
| 13 | | | | | | | | | |
| 14 | | | | | | | | | |
| 15 | | | | | | | | | |
| 16 | | | | | | | | | |
| 17 | | | | | | | | | |
| 18 | | | | | | | | | |
| 19 | | | | | | | | | |
| 20 | | | | | | | | | |
| 21 | | | | | | | | | |
| 22 | | | | | | | | | |
| 23 | | | | | | | | | |
| 24 | | | | | | | | | |
| 25 | | | | | | | | | |
| 26 | | | | | | | | | |
| 27 | | | | | | | | | |
| 28 | | | | | | | | | |
| 29 | | | | | | | | | |
| 30 | | | | | | | | | |
| 31 | | | | | | | | | |
| 32 | | | | | | | | | |
| 33 | | | | | | | | | |
| 34 | | | | | | | | | |
| 35 | | | | | | | | | |
| 36 | | | | | | | | | |
| 37 | | | | | | | | | |
| 38 | | | | | | | | | |
| 39 | | | | | | | | | |
| 40 | | | | | | | | | |
| 41 | | | | | | | | | |
| 42 | | | | | | | | | |
| 43 | | | | | | | | | |
| 44 | | | | | | | | | |
| 45 | | | | | | | | | |
| 46 | | | | | | | | | |
| 47 | | | | | | | | | |
| 48 | | | | | | | | | |
| 49 | | | | | | | | | |
| 50 | | | | | | | | | |
| 51 | | | | | | | | | |
| 52 | | | | | | | | | |
| 53 | | | | | | | | | |
| 54 | | | | | | | | | |
| 55 | | | | | | | | | |
| 56 | | | | | | | | | |
| 57 | | | | | | | | | |
| 58 | | | | | | | | | |
| 59 | | | | | | | | | |
| 60 | | | | | | | | | |
| 61 | | | | | | | | | |
| 62 | | | | | | | | | |
| 63 | | | | | | | | | |
| 64 | | | | | | | | | |
| 65 | | | | | | | | | |
| 66 | | | | | | | | | |
| 67 | | | | | | | | | |
| 68 | | | | | | | | | |
| 69 | | | | | | | | | |
| 70 | | | | | | | | | |
| 71 | | | | | | | | | |
| 72 | | | | | | | | | |
| 73 | | | | | | | | | |
| 74 | | | | | | | | | |
| 75 | | | | | | | | | |
| 76 | | | | | | | | | |
| 77 | | | | | | | | | |
| 78 | | | | | | | | | |
| 79 | | | | | | | | | |
| 80 | | | | | | | | | |

**SC Germany Consumer 2020-1
Monthly Investor Report**

4. Concentration Limits



| | | | | | |
|------------------------|------------|----|------------|---|---------|
| Reporting Date | 12.01.2021 | | | | |
| Payment Date | 14.01.2021 | | | | |
| Period No | 2 | | | | |
| Monthly Period | Jan 2021 | | | | |
| Interest Period from | 14.12.2020 | to | 14.01.2021 | = | 31 days |
| Collection Period from | 01.12.2020 | to | 31.12.2020 | | |

Current Transaction Status

| Portfolio Concentrations | Minimum-Trigger | Maximum-Trigger | Current Value | Trigger Breach |
|---|-----------------|-----------------|---------------|----------------|
| Average Yield (applicable for Total Portfolio) | 5,60% | - | 6,04% | no |
| Borrower Exposure (applicable for Total Portfolio) | - | € 200.000,00 | € 115.347,25 | no |
| WA Remaining Term | | 80,00 | 71,67 | no |
| | | Maximum-Trigger | Current Value | Trigger Breach |
| Purchase Shortfall Event | | | | no |
| Period before previous period | | | € 66,91 | |
| Previous period | | | € 21,43 | |
| Current period | | | € 4,39 | |
| Termination/Servicer Termination Event | | | | no |
| Event of Default / Termination Event, as defined in the Interest Rate Swap | | | | no |
| Sequential Payment Trigger Event | | | | no |
| Cumulative Net Loss Ratio | | | | |
| - until (and including) the Payment Date in Nov 2021 | | 1,50% | | no |
| - from the Payment Date in Dec 2021 until (and including) the Payment Date in Nov 2022 | | 2,50% | | no |
| - from the Payment Date in Dec 2022 until (and including) the Payment Date in Nov 2023 | | 3,50% | 0,01% | no |
| - from the Payment Date in Dec 2023 onwards | | 4,50% | | no |
| Class G PDL fully debited | | | | |
| Aggregate Outstanding Portfolio Principal Amount is lower than 10 per cent. of the Aggregate Outstanding Portfolio Principal Amount | | | | |
| Tax Call Redemption date | | | | |
| Regulatory Change Event Redemption Date | | | | |
| Early Amortisation Event | | | | |
| Cumulative Net Loss Ratio | | | | |
| - prior to 31 October 2021 | | 1,50% | 0,01% | no |
| Purchase Shortfall Event | | | | |
| Termination Event or Servicer Termination Event | | | | |
| Event of Default / Termination Event, as defined in the Interest Rate Swap | | | | |
| Any debit of class G after application of funds in current period | | | | |

**SC Germany Consumer 2020-1
Monthly Investor Report**

5. Outstanding Notes



| | | |
|------------------------|------------|-------------------------|
| Reporting Date | 12.01.2021 | |
| Payment Date | 14.01.2021 | |
| Period No | 2 | |
| Monthly Period | Jan 2021 | |
| Interest Period from | 14.12.2020 | to 14.01.2021 = 31 days |
| Collection Period from | 01.12.2020 | to 31.12.2020 |

1. Note Balance

| | All notes | Class A | Class B | Class C | Class D | Class E | Class F | Class G |
|---|--------------------|---------------------|--------------------|-------------------|----------------------|---------------------|-------------------|-----------------|
| General Note Information | | | | | | | | |
| ISIN Code | | XS2239090785 | XS2239091320 | XS2239091593 | XS2239091759 | XS2239091833 | XS2239091916 | XS2239092138 |
| Currency | | EUR | EUR | EUR | EUR | EUR | EUR | EUR |
| Initial Tranching | in % | 76,50% | 5,25% | 6,00% | 4,50% | 3,00% | 2,50% | 2,25% |
| Legal Maturity | | Nov 2034 | Nov 2034 | Nov 2034 | Nov 2034 | Nov 2034 | Nov 2034 | Nov 2034 |
| Expected Maturity | | Sep 2025 | Sep 2025 | Sep 2025 | Sep 2025 | Sep 2025 | Sep 2025 | Dez 2023 |
| Original Rating (Fitch / Moody's) | | AAA (sf) / Aaa (sf) | AA (sf) / Aa1 (sf) | A (sf) / A3 (sf) | BBB (sf) / Baa2 (sf) | BB+ (sf) / Ba2 (sf) | BB (sf) / B2 (sf) | n.r. / n.r. |
| Current Rating (Fitch / Moody's)* | | AAA (sf) / Aaa (sf) | AA (sf) / Aa1 (sf) | A (sf) / Aa3 (sf) | BBB (sf) / Baa2 (sf) | BB+ (sf) / Ba2 (sf) | BB (sf) / B2 (sf) | n.r. / n.r. |
| Initial Notes Aggregate Principal Outstanding Balance | 1.800.000.000 € | 1.377.000.000,00 € | 94.500.000,00 € | 108.000.000,00 € | 81.000.000,00 € | 54.000.000,00 € | 45.000.000,00 € | 40.500.000,00 € |
| Initial Nominal per Note | | 100.000,00 € | 100.000,00 € | 100.000,00 € | 100.000,00 € | 100.000,00 € | 100.000,00 € | 100.000,00 € |
| Initial Number of Notes per Class | | 13.770 | 945 | 1.080 | 810 | 540 | 450 | 405 |
| Current Note Information | | | | | | | | |
| Class Principal Outstanding Balance Beginning of Period | 1.800.000.000,00 € | 1.377.000.000,00 € | 94.500.000,00 € | 108.000.000,00 € | 81.000.000,00 € | 54.000.000,00 € | 45.000.000,00 € | 40.500.000,00 € |
| Replenishment | 59.896.456,27 € | | | | | | | |
| Amortisation | 1.125.000,90 € | | | | | | | |
| Redemption per Class | | - € | - € | - € | - € | - € | - € | 1.125.000,90 € |
| Redemption per Note | | - € | - € | - € | - € | - € | - € | 2.777,78 € |
| Class Principal Outstanding Balance End of Period | 1.798.874.999,10 € | 1.377.000.000,00 € | 94.500.000,00 € | 108.000.000,00 € | 81.000.000,00 € | 54.000.000,00 € | 45.000.000,00 € | 39.374.999,10 € |
| Current Tranching | | 76,5% | 5,3% | 6,0% | 4,5% | 3,0% | 2,5% | 2,2% |
| Current Pool Factor | 1,00 | 1,00 | 1,00 | 1,00 | 1,00 | 1,00 | 1,00 | 0,97 |

2. Payments to Investors per Note

| | All notes | Class A | Class B | Class C | Class D | Class E | Class F | Class G |
|---|-----------|--------------|--------------|--------------|--------------|--------------|--------------|----------------|
| Interest Rate Basis: 1 M-Euribor / Fixed / Floating | -0,573% | 1mE+28bp | 1mE+115bp | 1mE+175bp | 1mE+250bp | 1mE+390bp | 1mE+530bp | 6,20% |
| DayCount Convention | | act/360 | act/360 | act/360 | act/360 | act/360 | act/360 | act/360 |
| Interest Days | 31 | | | | | | | |
| Principal Outstanding per Note Beginning of Period | | 100.000,00 € | 100.000,00 € | 100.000,00 € | 100.000,00 € | 100.000,00 € | 100.000,00 € | 100.000,00 € |
| Class G only: Accrued Target Amortisation Amounts | | | | | | | | 1.125.000,00 € |
| > Principal Repayment per Note | | - € | - € | - € | - € | - € | - € | 2.777,78 € |
| Principal Outstanding per Note End of Period | | 100.000,00 € | 100.000,00 € | 100.000,00 € | 100.000,00 € | 100.000,00 € | 100.000,00 € | 97.222,22 € |
| > Interest accrued for the period | - | 150.643,80 € | 46.957,05 € | 109.458,00 € | 134.411,40 € | 154.704,60 € | 183.172,50 € | 216.225,45 € |
| Interest Payment | | 150.643,80 € | 46.957,05 € | 109.458,00 € | 134.411,40 € | 154.704,60 € | 183.172,50 € | 216.225,45 € |
| Interest Payment per Note | | 10,94 € | 49,69 € | 101,35 € | 165,94 € | 286,49 € | 407,05 € | 533,89 € |

3. Credit Enhancements

| | Class A | Class B | Class C | Class D | Class E | Class F | Class G |
|---|---------|---------|---------|---------|---------|---------|---------|
| Initial total CE (Subordination, Reserve) | 23,50% | 18,25% | 12,25% | 7,75% | 4,75% | 2,25% | 0,00% |
| Current CE | 23,50% | 18,25% | 12,25% | 7,75% | 4,75% | 2,25% | 0,06% |

* Last rating action as of 19.11.2020

**SC Germany Consumer 2020-1
Monthly Investor Report**

6. Original Principal Balance



| | | |
|-------------------|-----------------|-------------------------|
| Calculation Date | 12.01.2021 | |
| Payment Date | 14.01.2021 | |
| Period No | 2 | |
| Monthly Period | Jan 2021 | |
| Interest Period | from 14.12.2020 | to 14.01.2021 = 31 days |
| Collection Period | from 01.12.2020 | to 31.12.2020 |

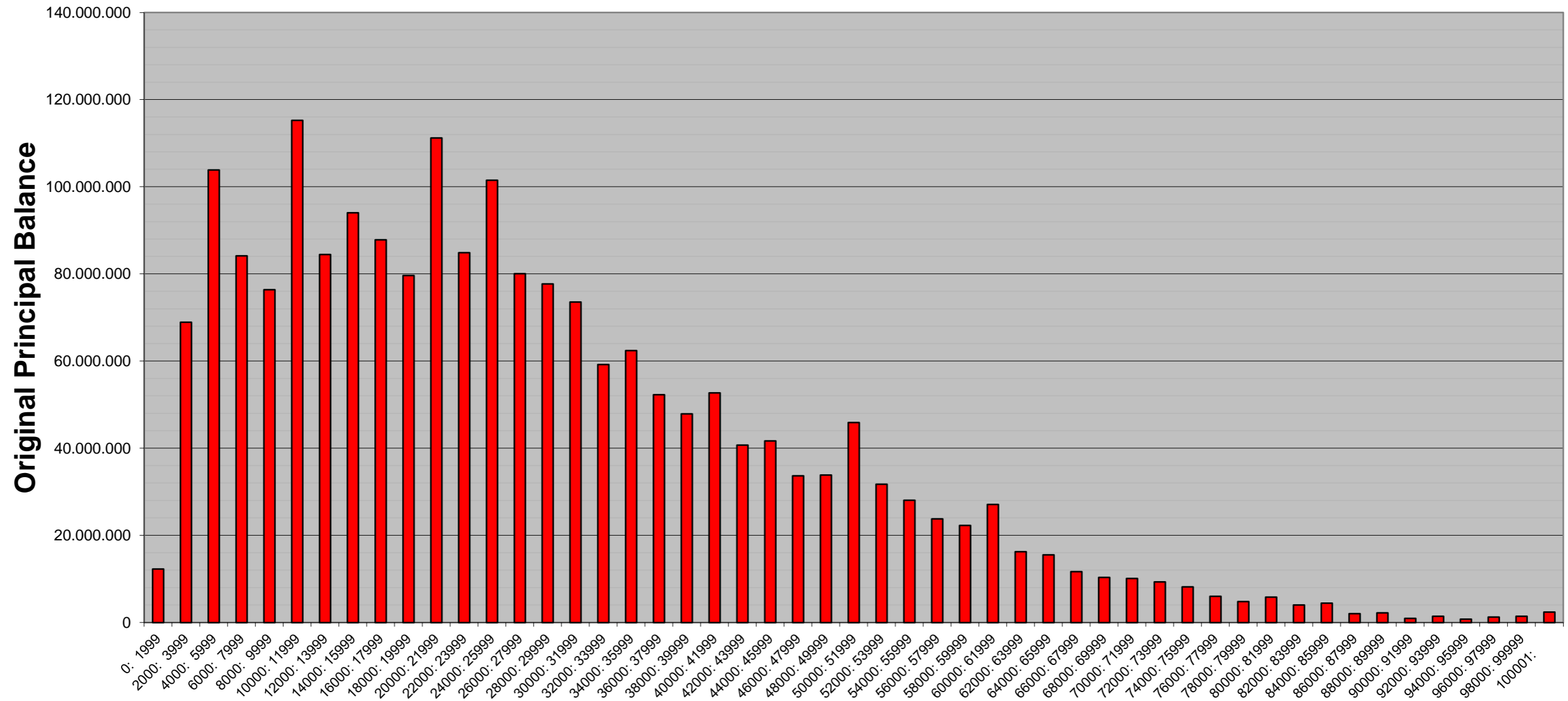
| Original Principal Balance (Ranges in EUR) | Original Principal Balance in EUR | Percentage of Total Balance | Number of Loans | Percentage of Total Loans |
|--|-----------------------------------|-----------------------------|-----------------|---------------------------|
| 0: 1999 | 12.252.746,94 | 0,60% | 9.830 | 6,73% |
| 2000: 3999 | 68.896.359,96 | 3,35% | 24.120 | 16,51% |
| 4000: 5999 | 103.827.255,63 | 5,05% | 21.221 | 14,53% |
| 6000: 7999 | 84.157.923,37 | 4,09% | 12.342 | 8,45% |
| 8000: 9999 | 76.381.622,41 | 3,71% | 8.668 | 5,93% |
| 10000: 11999 | 115.234.552,64 | 5,60% | 10.770 | 7,37% |
| 12000: 13999 | 84.457.827,21 | 4,11% | 6.569 | 4,50% |
| 14000: 15999 | 94.000.249,73 | 4,57% | 6.286 | 4,30% |
| 16000: 17999 | 87.799.732,99 | 4,27% | 5.187 | 3,55% |
| 18000: 19999 | 79.631.540,52 | 3,87% | 4.214 | 2,88% |
| 20000: 21999 | 111.220.154,63 | 5,41% | 5.367 | 3,67% |
| 22000: 23999 | 84.894.036,00 | 4,13% | 3.699 | 2,53% |
| 24000: 25999 | 101.522.776,64 | 4,93% | 4.067 | 2,78% |
| 26000: 27999 | 80.069.487,13 | 3,89% | 2.972 | 2,03% |
| 28000: 29999 | 77.714.641,14 | 3,78% | 2.682 | 1,84% |
| 30000: 31999 | 73.518.068,83 | 3,57% | 2.389 | 1,64% |
| 32000: 33999 | 59.206.556,96 | 2,88% | 1.799 | 1,23% |
| 34000: 35999 | 62.387.622,45 | 3,03% | 1.784 | 1,22% |
| 36000: 37999 | 52.278.595,71 | 2,54% | 1.415 | 0,97% |
| 38000: 39999 | 47.888.754,30 | 2,33% | 1.229 | 0,84% |
| 40000: 41999 | 52.711.648,86 | 2,56% | 1.292 | 0,88% |
| 42000: 43999 | 40.688.569,72 | 1,98% | 948 | 0,65% |
| 44000: 45999 | 41.655.710,84 | 2,02% | 926 | 0,63% |
| 46000: 47999 | 33.638.856,41 | 1,64% | 716 | 0,49% |
| 48000: 49999 | 33.805.135,76 | 1,64% | 690 | 0,47% |
| 50000: 51999 | 45.903.053,24 | 2,23% | 906 | 0,62% |
| 52000: 53999 | 31.719.725,97 | 1,54% | 598 | 0,41% |
| 54000: 55999 | 28.066.416,45 | 1,36% | 511 | 0,35% |
| 56000: 57999 | 23.794.651,96 | 1,16% | 418 | 0,29% |
| 58000: 59999 | 22.278.962,15 | 1,08% | 378 | 0,26% |
| 60000: 61999 | 27.068.229,44 | 1,32% | 447 | 0,31% |
| 62000: 63999 | 16.251.409,53 | 0,79% | 258 | 0,18% |
| 64000: 65999 | 15.502.815,39 | 0,75% | 239 | 0,16% |
| 66000: 67999 | 11.651.686,68 | 0,57% | 174 | 0,12% |
| 68000: 69999 | 10.353.485,92 | 0,50% | 150 | 0,10% |
| 70000: 71999 | 10.086.323,31 | 0,49% | 142 | 0,10% |
| 72000: 73999 | 9.280.613,71 | 0,45% | 127 | 0,09% |
| 74000: 75999 | 8.162.222,58 | 0,40% | 109 | 0,07% |
| 76000: 77999 | 6.005.874,07 | 0,29% | 78 | 0,05% |
| 78000: 79999 | 4.819.016,14 | 0,23% | 61 | 0,04% |
| 80000: 81999 | 5.833.672,49 | 0,28% | 72 | 0,05% |
| 82000: 83999 | 3.985.160,73 | 0,19% | 48 | 0,03% |
| 84000: 85999 | 4.409.187,85 | 0,21% | 52 | 0,04% |
| 86000: 87999 | 2.002.581,91 | 0,10% | 23 | 0,02% |
| 88000: 89999 | 2.221.795,86 | 0,11% | 25 | 0,02% |
| 90000: 91999 | 909.257,36 | 0,04% | 10 | 0,01% |
| 92000: 93999 | 1.393.406,44 | 0,07% | 15 | 0,01% |
| 94000: 95999 | 758.346,58 | 0,04% | 8 | 0,01% |
| 96000: 97999 | 1.260.152,90 | 0,06% | 13 | 0,01% |
| 98000: 99999 | 1.387.945,68 | 0,07% | 14 | 0,01% |
| 100001: | 2.359.694,26 | 0,11% | 22 | 0,02% |
| Total | 2.057.306.115,38 | 100,00% | 146.080 | 100,00% |

| Statistics in EUR | |
|-------------------|-----------|
| Average Amount | 14.083,42 |

**SC Germany Consumer 2020-1
Monthly Investor Report**

6.1 Original PB (Graph)

| | | | | | |
|-------------------|------|------------|------------|------------|-----------|
| Calculation Date | | | 12.01.2021 | | |
| Payment Date | | | 14.01.2021 | | |
| Period No | | | 2 | | |
| Monthly Period | | | Jan 2021 | | |
| Interest Period | from | 14.12.2020 | to | 14.01.2021 | = 31 days |
| Collection Period | from | 01.12.2020 | to | 31.12.2020 | |



**SC Germany Consumer 2020-1
Monthly Investor Report**

7. Current Principal Balance



| | | |
|-------------------|-----------------|-------------------------|
| Calculation Date | 12.01.2021 | |
| Payment Date | 14.01.2021 | |
| Period No | 2 | |
| Monthly Period | Jan 2021 | |
| Interest Period | from 14.12.2020 | to 14.01.2021 = 31 days |
| Collection Period | from 01.12.2020 | to 31.12.2020 |

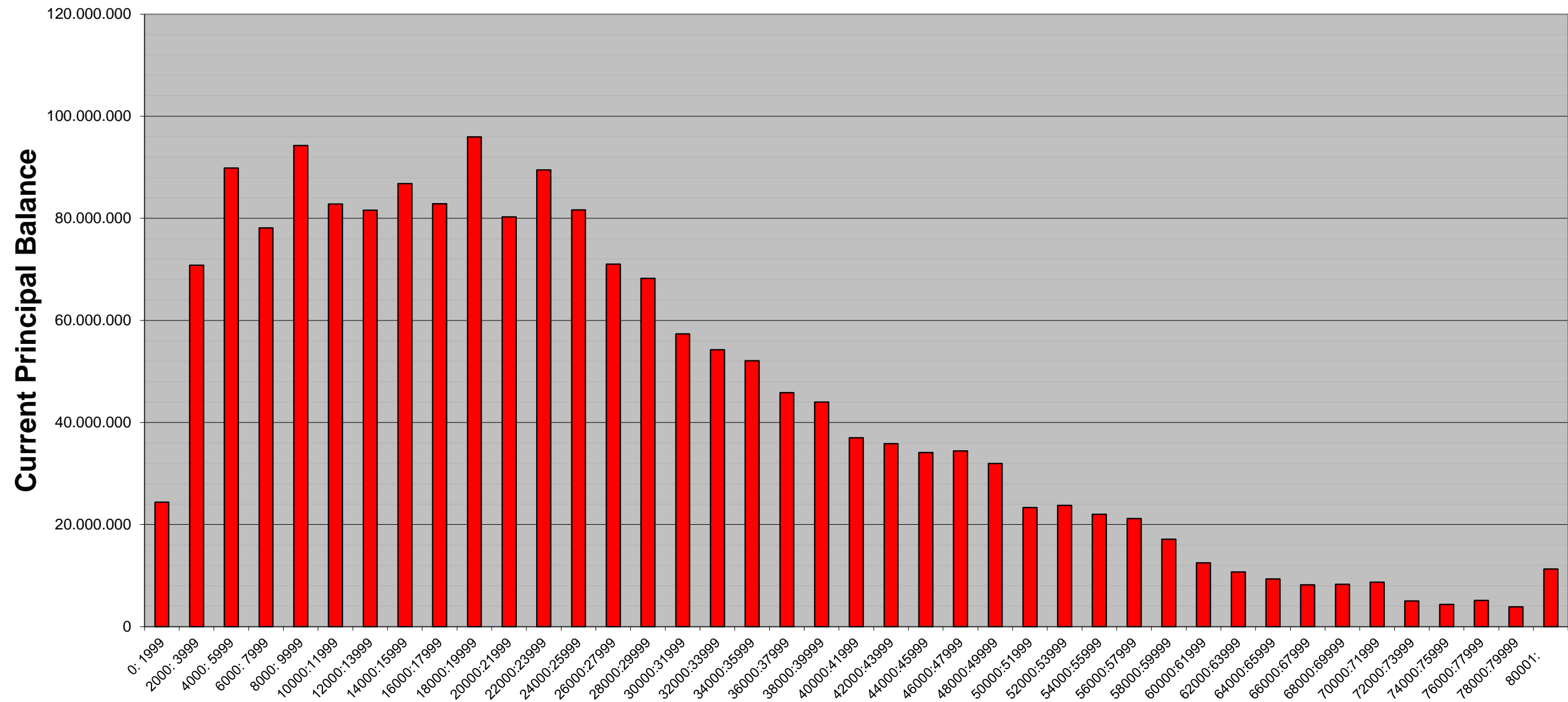
| Current Principal Balance (Ranges in EUR) | Current Principal Balance in EUR | Percentage of Total Balance | Number of Loans | Percentage of Total Loans |
|---|----------------------------------|-----------------------------|-----------------|---------------------------|
| 0: 1999 | 24.412.472,98 | 1,36% | 22.217 | 15,21% |
| 2000: 3999 | 70.818.236,99 | 3,93% | 23.921 | 16,38% |
| 4000: 5999 | 89.874.917,72 | 4,99% | 18.274 | 12,51% |
| 6000: 7999 | 78.141.787,77 | 4,34% | 11.225 | 7,68% |
| 8000: 9999 | 94.278.106,42 | 5,24% | 10.436 | 7,14% |
| 10000:11999 | 82.792.734,82 | 4,60% | 7.546 | 5,17% |
| 12000:13999 | 81.571.175,84 | 4,53% | 6.279 | 4,30% |
| 14000:15999 | 86.810.106,45 | 4,82% | 5.805 | 3,97% |
| 16000:17999 | 82.876.554,66 | 4,60% | 4.878 | 3,34% |
| 18000:19999 | 95.944.114,68 | 5,33% | 5.055 | 3,46% |
| 20000:21999 | 80.257.519,25 | 4,46% | 3.825 | 2,62% |
| 22000:23999 | 89.505.875,18 | 4,97% | 3.893 | 2,66% |
| 24000:25999 | 81.642.650,09 | 4,54% | 3.274 | 2,24% |
| 26000:27999 | 71.002.643,37 | 3,94% | 2.631 | 1,80% |
| 28000:29999 | 68.261.594,55 | 3,79% | 2.358 | 1,61% |
| 30000:31999 | 57.349.084,44 | 3,19% | 1.851 | 1,27% |
| 32000:33999 | 54.256.141,12 | 3,01% | 1.645 | 1,13% |
| 34000:35999 | 52.121.488,28 | 2,90% | 1.490 | 1,02% |
| 36000:37999 | 45.823.202,47 | 2,55% | 1.239 | 0,85% |
| 38000:39999 | 43.989.498,79 | 2,44% | 1.129 | 0,77% |
| 40000:41999 | 37.013.018,31 | 2,06% | 903 | 0,62% |
| 42000:43999 | 35.837.753,99 | 1,99% | 834 | 0,57% |
| 44000:45999 | 34.132.122,89 | 1,90% | 759 | 0,52% |
| 46000:47999 | 34.446.291,48 | 1,91% | 733 | 0,50% |
| 48000:49999 | 31.968.128,94 | 1,78% | 653 | 0,45% |
| 50000:51999 | 23.311.277,60 | 1,30% | 457 | 0,31% |
| 52000:53999 | 23.774.308,11 | 1,32% | 449 | 0,31% |
| 54000:55999 | 22.034.089,30 | 1,22% | 401 | 0,27% |
| 56000:57999 | 21.166.225,91 | 1,18% | 372 | 0,25% |
| 58000:59999 | 17.132.716,73 | 0,95% | 291 | 0,20% |
| 60000:61999 | 12.501.056,26 | 0,69% | 205 | 0,14% |
| 62000:63999 | 10.696.398,57 | 0,59% | 170 | 0,12% |
| 64000:65999 | 9.367.892,49 | 0,52% | 144 | 0,10% |
| 66000:67999 | 8.174.075,82 | 0,45% | 122 | 0,08% |
| 68000:69999 | 8.276.040,29 | 0,46% | 120 | 0,08% |
| 70000:71999 | 8.732.642,89 | 0,49% | 123 | 0,08% |
| 72000:73999 | 5.032.648,34 | 0,28% | 69 | 0,05% |
| 74000:75999 | 4.348.607,03 | 0,24% | 58 | 0,04% |
| 76000:77999 | 5.152.046,20 | 0,29% | 67 | 0,05% |
| 78000:79999 | 3.866.694,49 | 0,21% | 49 | 0,03% |
| 80001: | 11.306.054,10 | 0,63% | 130 | 0,09% |
| Total | 1.799.999.995,61 | 100,00% | 146.080 | 100,00% |

| Statistics | in EUR |
|----------------|-----------|
| Average Amount | 12.322,02 |

**SC Germany Consumer 2020-1
Monthly Investor Report**

7.1 Current PB (Graph)

| | | | | | |
|-------------------|------------|------------|----|------------|-----------|
| Calculation Date | 12.01.2021 | | | | |
| Payment Date | 14.01.2021 | | | | |
| Period No | 2 | | | | |
| Monthly Period | Jan 2021 | | | | |
| Interest Period | from | 14.12.2020 | to | 14.01.2021 | = 31 days |
| Collection Period | from | 01.12.2020 | to | 31.12.2020 | |



**SC Germany Consumer 2020-1
Monthly Investor Report**

8. Borrower Concentration



| | | |
|-------------------|-----------------|-------------------------|
| Calculation Date | 12.01.2021 | |
| Payment Date | 14.01.2021 | |
| Period No | 2 | |
| Monthly Period | Jan 2021 | |
| Interest Period | from 14.12.2020 | to 14.01.2021 = 31 days |
| Collection Period | from 01.12.2020 | to 31.12.2020 |

| No | Current Principal Balance in EUR | Percentage of Total Balance | Number of Loans |
|----|-------------------------------------|--------------------------------|-----------------|
| 1 | 115.347,25 | 0,0064% | 2 |
| 2 | 114.995,06 | 0,0064% | 1 |
| 3 | 110.436,69 | 0,0061% | 1 |
| 4 | 106.183,18 | 0,0059% | 2 |
| 5 | 105.402,00 | 0,0059% | 1 |
| 6 | 104.112,16 | 0,0058% | 1 |
| 7 | 103.410,71 | 0,0057% | 1 |
| 8 | 99.991,98 | 0,0056% | 1 |
| 9 | 99.420,86 | 0,0055% | 1 |
| 10 | 99.397,82 | 0,0055% | 1 |
| 11 | 98.970,66 | 0,0055% | 1 |
| 12 | 98.779,30 | 0,0055% | 1 |
| 13 | 98.503,59 | 0,0055% | 1 |
| 14 | 98.388,21 | 0,0055% | 1 |
| 15 | 97.704,17 | 0,0054% | 1 |
| 16 | 97.507,73 | 0,0054% | 1 |
| 17 | 97.225,15 | 0,0054% | 1 |
| 18 | 96.655,61 | 0,0054% | 1 |
| 19 | 96.146,79 | 0,0053% | 1 |
| 20 | 95.858,70 | 0,0053% | 1 |
| 21 | 95.772,39 | 0,0053% | 1 |
| 22 | 94.248,47 | 0,0052% | 1 |
| 23 | 93.242,01 | 0,0052% | 1 |
| 24 | 93.105,01 | 0,0052% | 1 |
| 25 | 92.613,13 | 0,0051% | 1 |
| | 2.503.418,63 | 0,1391% | 27 |

**SC Germany Consumer 2020-1
Monthly Investor Report**

9. Geographical Distribution



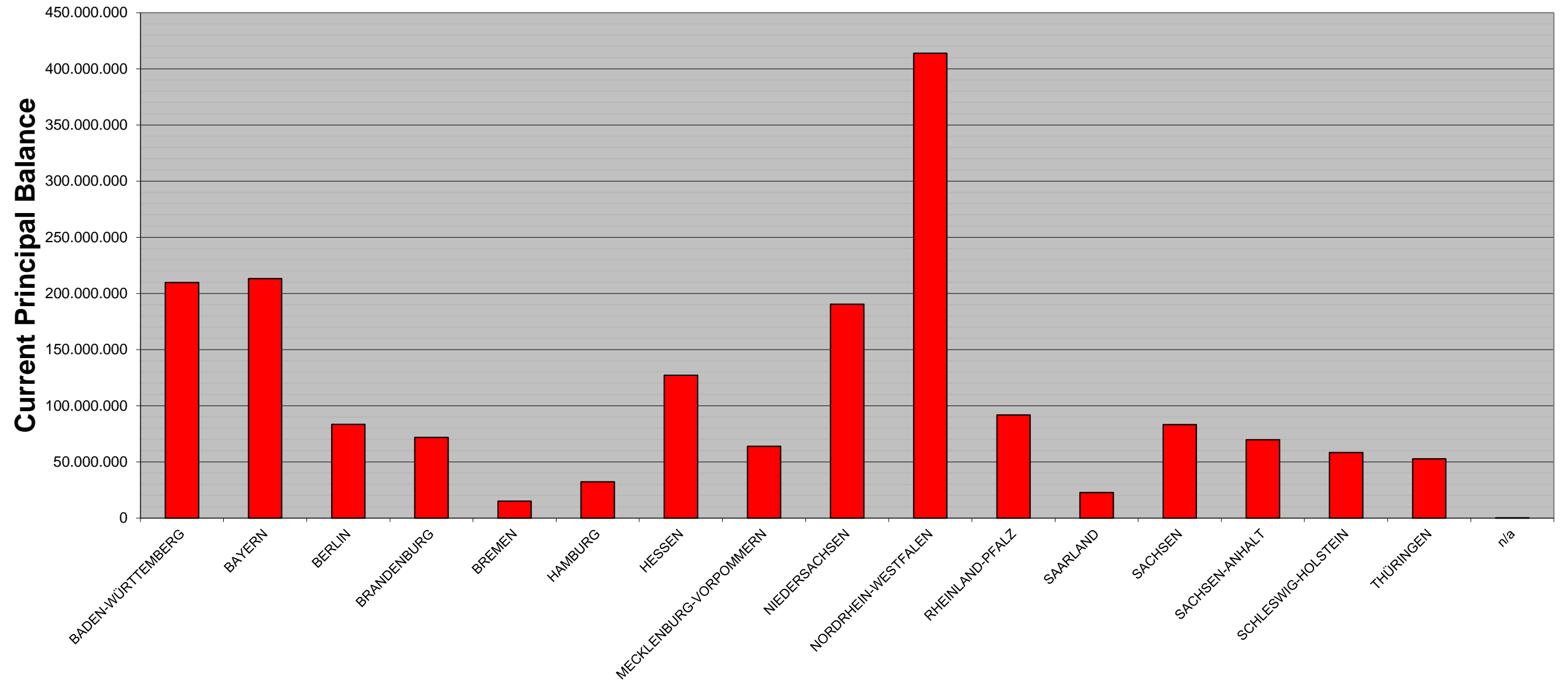
| | | | | | |
|-------------------|------|------------|------------|------------|-----------|
| Calculation Date | | | 12.01.2021 | | |
| Payment Date | | | 14.01.2021 | | |
| Period No | | | 2 | | |
| Monthly Period | | | Jan 2021 | | |
| Interest Period | from | 14.12.2020 | to | 14.01.2021 | = 31 days |
| Collection Period | from | 01.12.2020 | to | 31.12.2020 | |

| <i>State</i> | <i>Current Principal Balance in EUR</i> | <i>Percentage of Total Balance</i> | <i>Number of Loans</i> | <i>Percentage of Total Loans</i> |
|------------------------|---|------------------------------------|------------------------|----------------------------------|
| BADEN-WÜRTTEMBERG | 209.827.758,06 | 11,66% | 16.837 | 11,53% |
| BAYERN | 213.139.894,11 | 11,84% | 18.063 | 12,37% |
| BERLIN | 83.515.366,68 | 4,64% | 6.658 | 4,56% |
| BRANDENBURG | 71.908.529,37 | 3,99% | 5.878 | 4,02% |
| BREMEN | 15.138.866,93 | 0,84% | 1.277 | 0,87% |
| HAMBURG | 32.319.214,54 | 1,80% | 2.761 | 1,89% |
| HESSEN | 127.131.672,94 | 7,06% | 10.236 | 7,01% |
| MECKLENBURG-VORPOMMERN | 63.827.935,23 | 3,55% | 4.954 | 3,39% |
| NIEDERSACHSEN | 190.413.560,71 | 10,58% | 15.355 | 10,51% |
| NORDRHEIN-WESTFALEN | 413.888.113,88 | 22,99% | 32.413 | 22,19% |
| RHEINLAND-PFALZ | 91.864.795,40 | 5,10% | 7.426 | 5,08% |
| SAARLAND | 22.840.623,53 | 1,27% | 1.984 | 1,36% |
| SACHSEN | 83.135.935,26 | 4,62% | 6.915 | 4,73% |
| SACHSEN-ANHALT | 69.660.652,95 | 3,87% | 5.784 | 3,96% |
| SCHLESWIG-HOLSTEIN | 58.395.439,22 | 3,24% | 5.051 | 3,46% |
| THÜRINGEN | 52.696.434,35 | 2,93% | 4.464 | 3,06% |
| n/a | 295.202,45 | 0,02% | 24 | 0,02% |
| Total | 1.799.999.995,61 | 100,00% | 146.080 | 100,00% |

**SC Germany Consumer 2020-1
Monthly Investor Report**

9.1 Geographical Distribution (Graph)

| | | | | | | |
|-------------------|------|------------|------------|------------|---|---------|
| Calculation Date | | | 12.01.2021 | | | |
| Payment Date | | | 14.01.2021 | | | |
| Period No | | | 2 | | | |
| Monthly Period | | | Jan 2021 | | | |
| Interest Period | from | 14.12.2020 | to | 14.01.2021 | = | 31 days |
| Collection Period | from | 01.12.2020 | to | 31.12.2020 | | |



**SC Germany Consumer 2020-1
Monthly Investor Report**

10. Collateral



| | | | | | | |
|-------------------|------|------------|----|------------|---|---------|
| Calculation Date | | 12.01.2021 | | | | |
| Payment Date | | 14.01.2021 | | | | |
| Period No | | 2 | | | | |
| Monthly Period | | Jan 2021 | | | | |
| Interest Period | from | 14.12.2020 | to | 14.01.2021 | = | 31 days |
| Collection Period | from | 01.12.2020 | to | 31.12.2020 | | |

| <i>Collateral</i> | <i>Current Principal Balance in EUR</i> | <i>Percentage of Total Balance</i> | <i>Number of Loans</i> | <i>Percentage of Total Loans</i> |
|-------------------|---|--|------------------------|--------------------------------------|
| secured | 232.215.181,86 | 12,90% | 8.334 | 5,71% |
| unsecured | 1.567.784.813,75 | 87,10% | 137.746 | 94,29% |
| Total | 1.799.999.995,61 | 100,00% | 146.080 | 100,00% |

**SC Germany Consumer 2020-1
Monthly Investor Report**

11. Insurances



| | | | | | | |
|-------------------|------|------------|------------|------------|---|---------|
| Calculation Date | | | 12.01.2021 | | | |
| Payment Date | | | 14.01.2021 | | | |
| Period No | | | 2 | | | |
| Monthly Period | | | Jan 2021 | | | |
| Interest Period | from | 14.12.2020 | to | 14.01.2021 | = | 31 days |
| Collection Period | from | 01.12.2020 | to | 31.12.2020 | | |

| <i>Payment Protection Insurance</i> | <i>Current Principal Balance in EUR</i> | <i>Percentage of Total Balance</i> | <i>Number of Loans</i> | <i>Percentage of Total Loans</i> |
|-------------------------------------|---|------------------------------------|------------------------|----------------------------------|
| No | 509.184.585,48 | 28,29% | 59.617 | 40,81% |
| Yes | 1.290.815.410,13 | 71,71% | 86.463 | 59,19% |
| Total | 1.799.999.995,61 | 100,00% | 146.080 | 100,00% |

**SC Germany Consumer 2020-1
Monthly Investor Report**

12. Payment Methods



| | | | | | | |
|-------------------|------|------------|------------|------------|---|---------|
| Calculation Date | | | 12.01.2021 | | | |
| Payment Date | | | 14.01.2021 | | | |
| Period No | | | 2 | | | |
| Monthly Period | | | Jan 2021 | | | |
| Interest Period | from | 14.12.2020 | to | 14.01.2021 | = | 31 days |
| Collection Period | from | 01.12.2020 | to | 31.12.2020 | | |

| <i>Payment Method</i> | <i>Current Principal Balance in EUR</i> | <i>Percentage of Total Balance</i> | <i>Number of Loans</i> | <i>Percentage of Total Loans</i> |
|-----------------------|---|------------------------------------|------------------------|----------------------------------|
| Direct Debit | 1.785.868.827,63 | 99,21% | 144.813 | 99,13% |
| Other | 14.131.167,98 | 0,79% | 1.267 | 0,87% |
| Total | 1.799.999.995,61 | 100,00% | 146.080 | 100,00% |

| <i>Cycle of Payment</i> | <i>Current Principal Balance in EUR</i> | <i>Percentage of Total Balance</i> | <i>Number of Loans</i> | <i>Percentage of Total Loans</i> |
|-------------------------|---|------------------------------------|------------------------|----------------------------------|
| 15th of month | 486.290.624,18 | 27,02% | 39.500 | 27,04% |
| 1st of month | 1.313.709.371,43 | 72,98% | 106.580 | 72,96% |
| Total | 1.799.999.995,61 | 100,00% | 146.080 | 100,00% |

**SC Germany Consumer 2020-1
Monthly Investor Report**

13. Effective Interest Rate



| | | |
|-------------------|-----------------|-------------------------|
| Calculation Date | 12.01.2021 | |
| Payment Date | 14.01.2021 | |
| Period No | 2 | |
| Monthly Period | Jan 2021 | |
| Interest Period | from 14.12.2020 | to 14.01.2021 = 31 days |
| Collection Period | from 01.12.2020 | to 31.12.2020 |

| Yield Range * | Current Principal Balance in EUR | Percentage of Total Balance | Number of Loans | Percentage of Total Loans |
|---------------|----------------------------------|-----------------------------|-----------------|---------------------------|
| 0: 0 | 110.319,75 | 0,01% | 26 | 0,02% |
| 1: 1 | 13.886.637,51 | 0,77% | 6.595 | 4,51% |
| 2: 2 | 33.211.210,58 | 1,85% | 5.832 | 3,99% |
| 3: 3 | 152.393.814,09 | 8,47% | 17.124 | 11,72% |
| 4: 4 | 372.866.811,70 | 20,71% | 32.361 | 22,15% |
| 5: 5 | 419.304.900,30 | 23,29% | 26.836 | 18,37% |
| 6: 6 | 397.795.100,51 | 22,10% | 23.271 | 15,93% |
| 7: 7 | 260.139.124,37 | 14,45% | 22.024 | 15,08% |
| 8: 8 | 104.960.148,39 | 5,83% | 7.847 | 5,37% |
| 9: 9 | 36.256.780,57 | 2,01% | 3.093 | 2,12% |
| 10:10 | 7.152.933,73 | 0,40% | 861 | 0,59% |
| 11:11 | 1.460.366,11 | 0,08% | 150 | 0,10% |
| 12:12 | 264.147,68 | 0,01% | 39 | 0,03% |
| 13:13 | 197.700,32 | 0,01% | 21 | 0,01% |
| Total | 1.799.999.995,61 | 100,00% | 146.080 | 100,00% |

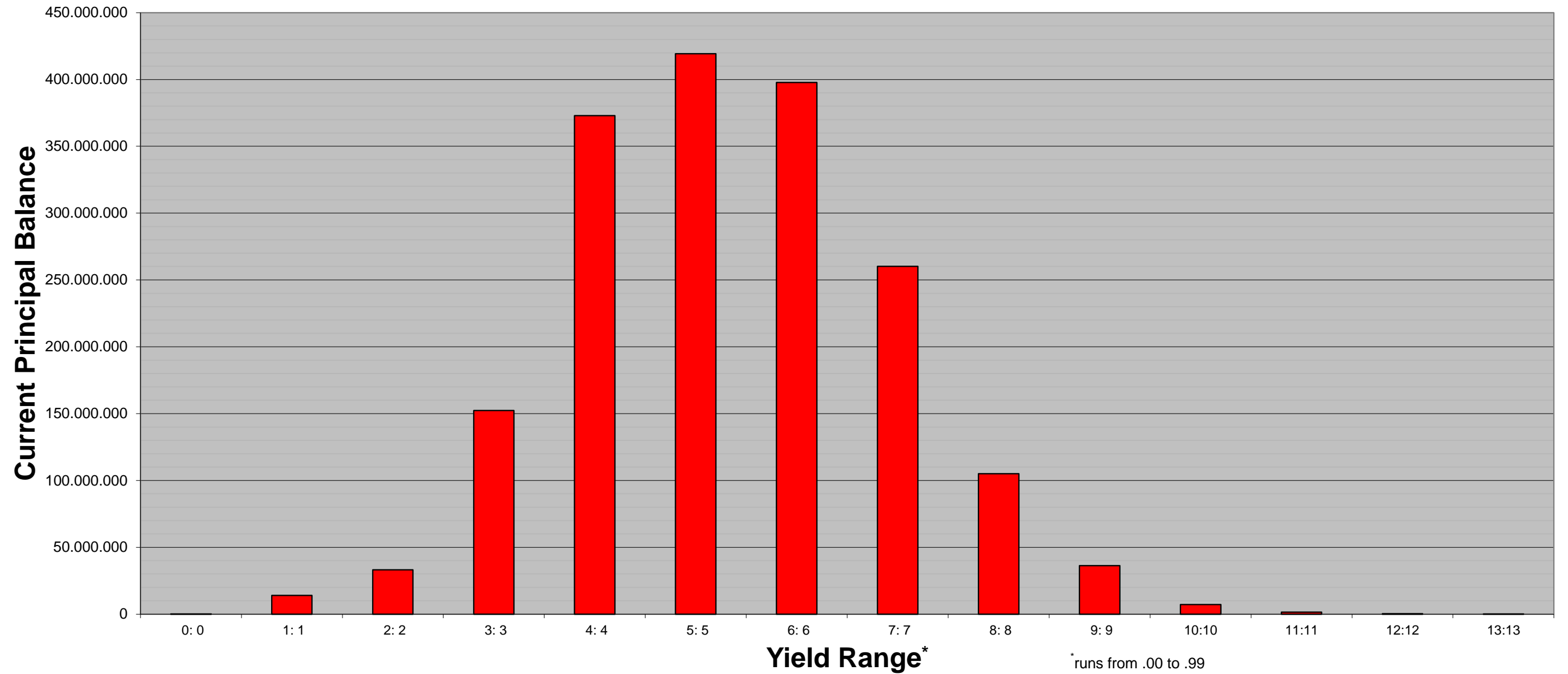
| Statistics | in % |
|-------------|-------|
| WA Interest | 6,04% |

* runs from .00 to .99

**SC Germany Consumer 2020-1
Monthly Investor Report**

13.1 Effective Interest Rate (Graph)

| | | | | | |
|-------------------|------|------------|------------|------------|-----------|
| Calculation Date | | | 12.01.2021 | | |
| Payment Date | | | 14.01.2021 | | |
| Period No | | | 2 | | |
| Monthly Period | | | Jan 2021 | | |
| Interest Period | from | 14.12.2020 | to | 14.01.2021 | = 31 days |
| Collection Period | from | 01.12.2020 | to | 31.12.2020 | |



**SC Germany Consumer 2020-1
Monthly Investor Report**

14. Seasoning



| | | | | | |
|-------------------|------|------------|------------|------------|-----------|
| Calculation Date | | | 12.01.2021 | | |
| Payment Date | | | 14.01.2021 | | |
| Period No | | | 2 | | |
| Monthly Period | | | Jan 2021 | | |
| Interest Period | from | 14.12.2020 | to | 14.01.2021 | = 31 days |
| Collection Period | from | 01.12.2020 | to | 31.12.2020 | |

| Seasoning in Months | Current Principal Balance in EUR | Percentage of Total Balance | Number of Loans | Percentage of Total Loans |
|---------------------|----------------------------------|-----------------------------|-----------------|---------------------------|
| 0: 2 | 15.016.694,61 | 0,83% | 1.212 | 0,83% |
| 3: 5 | 381.121.601,23 | 21,17% | 29.023 | 19,87% |
| 6: 8 | 412.123.211,40 | 22,90% | 30.014 | 20,55% |
| 9:11 | 436.693.740,95 | 24,26% | 36.078 | 24,70% |
| 12:14 | 304.421.636,19 | 16,91% | 26.952 | 18,45% |
| 15:17 | 82.817.567,52 | 4,60% | 6.058 | 4,15% |
| 18:20 | 39.852.093,76 | 2,21% | 2.963 | 2,03% |
| 21:23 | 60.069.307,81 | 3,34% | 5.543 | 3,79% |
| 24:26 | 33.799.123,78 | 1,88% | 3.467 | 2,37% |
| 27:29 | 13.115.678,66 | 0,73% | 1.495 | 1,02% |
| 30:32 | 5.570.169,50 | 0,31% | 844 | 0,58% |
| 33:35 | 4.559.178,67 | 0,25% | 759 | 0,52% |
| 36:38 | 2.321.787,49 | 0,13% | 423 | 0,29% |
| 39:41 | 3.144.397,42 | 0,17% | 390 | 0,27% |
| 42:44 | 1.570.956,38 | 0,09% | 232 | 0,16% |
| 45:47 | 1.295.481,75 | 0,07% | 213 | 0,15% |
| 48:50 | 859.989,32 | 0,05% | 152 | 0,10% |
| 51:53 | 824.878,84 | 0,05% | 111 | 0,08% |
| 54:56 | 265.242,69 | 0,01% | 58 | 0,04% |
| 57:59 | 224.376,06 | 0,01% | 30 | 0,02% |
| 60:62 | 126.908,69 | 0,01% | 15 | 0,01% |
| 63:65 | 48.178,44 | 0,00% | 7 | 0,00% |
| 66:68 | 46.327,73 | 0,00% | 8 | 0,01% |
| 69:71 | 13.942,57 | 0,00% | 8 | 0,01% |
| 72:74 | 30.142,81 | 0,00% | 6 | 0,00% |
| 75:77 | 36.267,41 | 0,00% | 11 | 0,01% |
| 78:80 | 21.295,41 | 0,00% | 4 | 0,00% |
| 81: | 9.818,52 | 0,00% | 4 | 0,00% |
| Total | 1.799.999.995,61 | 100,00% | 146.080 | 100,00% |

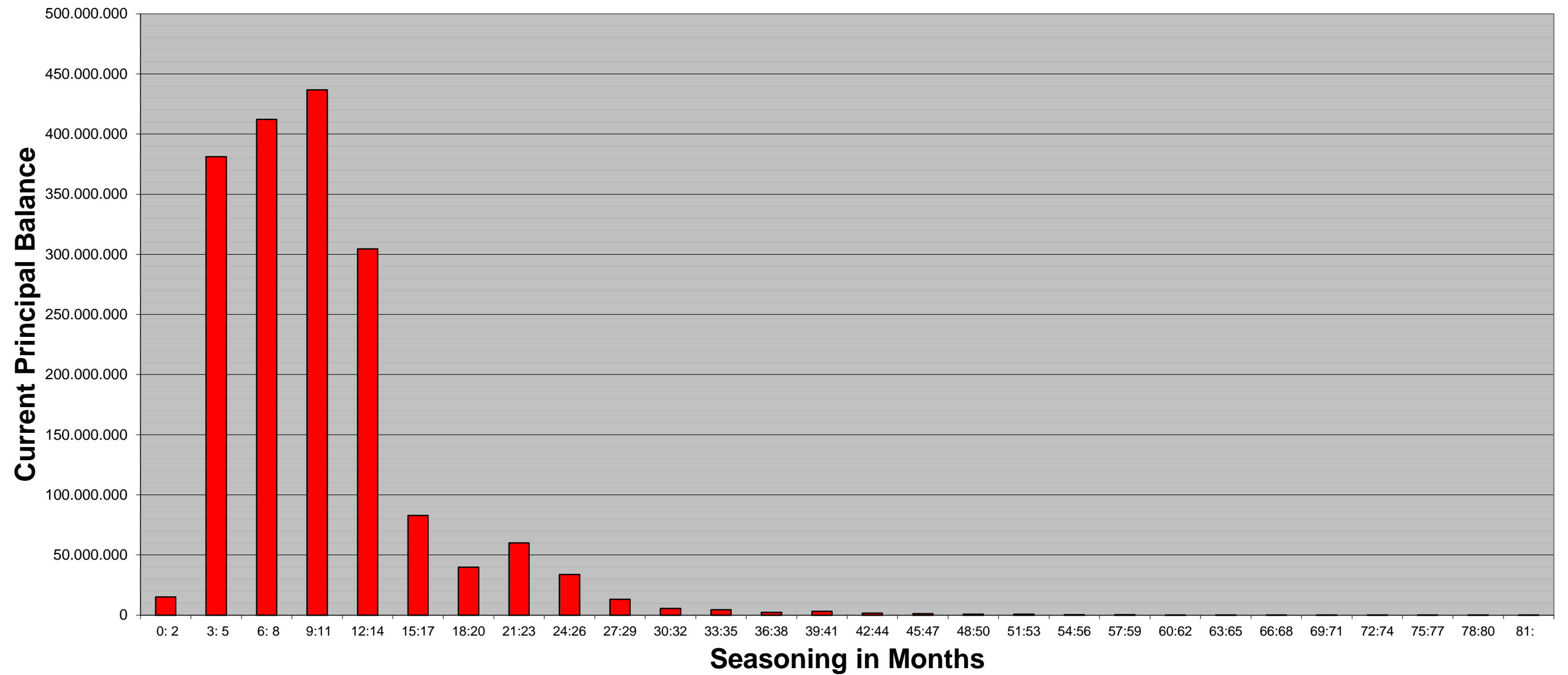
Statistics

| | |
|--------------|-------|
| WA Seasoning | 10,17 |
|--------------|-------|

**SC Germany Consumer 2020-1
Monthly Investor Report**

14.1 Seasoning (Graph)

| | | | | | | |
|-------------------|------|------------|------------|------------|---|---------|
| Calculation Date | | | 12.01.2021 | | | |
| Payment Date | | | 14.01.2021 | | | |
| Period No | | | 2 | | | |
| Monthly Period | | | Jan 2021 | | | |
| Interest Period | from | 14.12.2020 | to | 14.01.2021 | = | 31 days |
| Collection Period | from | 01.12.2020 | to | 31.12.2020 | | |



**SC Germany Consumer 2020-1
Monthly Investor Report**

15. Remaining Term



| | | | | | |
|-------------------|------|------------|------------|------------|-----------|
| Calculation Date | | | 12.01.2021 | | |
| Payment Date | | | 14.01.2021 | | |
| Period No | | | 2 | | |
| Monthly Period | | | Jan 2021 | | |
| Interest Period | from | 14.12.2020 | to | 14.01.2021 | = 31 days |
| Collection Period | from | 01.12.2020 | to | 31.12.2020 | |

| <i>Remaining Term in Months</i> | <i>Current Principal Balance in EUR</i> | <i>Percentage of Total Balance</i> | <i>Number of Loans</i> | <i>Percentage of Total Loans</i> |
|---------------------------------|---|------------------------------------|------------------------|----------------------------------|
| 0: 6 | 2.918.833,66 | 0,16% | 4.988 | 3,41% |
| 7: 13 | 13.100.097,79 | 0,73% | 7.550 | 5,17% |
| 14: 20 | 23.748.650,69 | 1,32% | 8.301 | 5,68% |
| 21: 27 | 37.678.611,59 | 2,09% | 9.288 | 6,36% |
| 28: 34 | 49.238.494,39 | 2,74% | 9.040 | 6,19% |
| 35: 41 | 69.070.498,90 | 3,84% | 10.085 | 6,90% |
| 42: 48 | 83.860.110,53 | 4,66% | 9.849 | 6,74% |
| 49: 55 | 110.397.994,32 | 6,13% | 10.751 | 7,36% |
| 56: 62 | 117.156.692,27 | 6,51% | 8.988 | 6,15% |
| 63: 69 | 138.064.102,10 | 7,67% | 9.059 | 6,20% |
| 70: 76 | 196.839.836,64 | 10,94% | 12.218 | 8,36% |
| 77: 83 | 251.195.880,21 | 13,96% | 14.631 | 10,02% |
| 84: 90 | 401.242.936,84 | 22,29% | 18.171 | 12,44% |
| 91: 97 | 305.487.255,68 | 16,97% | 13.161 | 9,01% |
| Total | 1.799.999.995,61 | 100,00% | 146.080 | 100,00% |

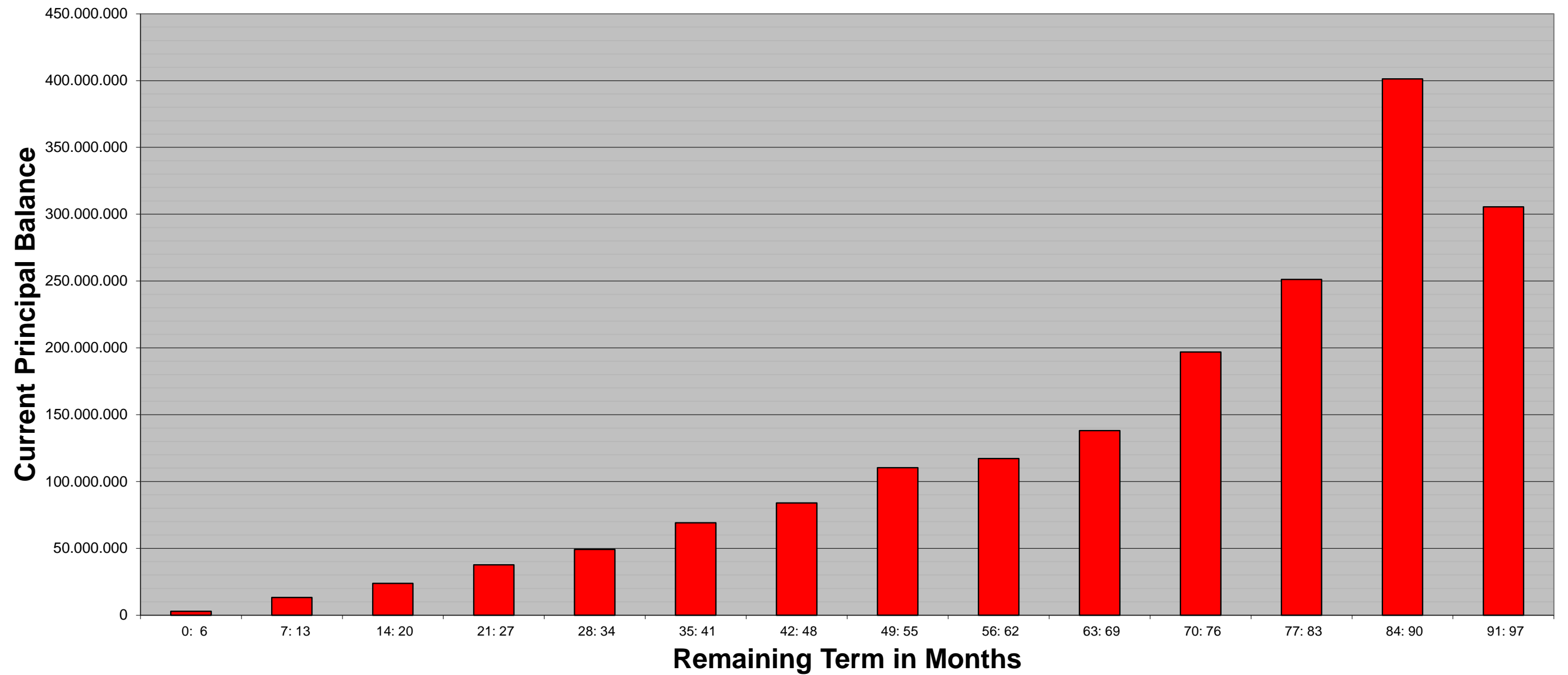
Statistics

| | |
|-------------------|-------|
| WA Remaining Term | 71,67 |
|-------------------|-------|

**SC Germany Consumer 2020-1
Monthly Investor Report**

15.1 Remaining Term (Graph)

| | | | | | | |
|-------------------|------|------------|------------|------------|---|---------|
| Calculation Date | | | 12.01.2021 | | | |
| Payment Date | | | 14.01.2021 | | | |
| Period No | | | 2 | | | |
| Monthly Period | | | Jan 2021 | | | |
| Interest Period | from | 14.12.2020 | to | 14.01.2021 | = | 31 days |
| Collection Period | from | 01.12.2020 | to | 31.12.2020 | | |



**SC Germany Consumer 2020-1
Monthly Investor Report**

16. Original Term



| | | | | | |
|-------------------|------|------------|------------|------------|-----------|
| Calculation Date | | | 12.01.2021 | | |
| Payment Date | | | 14.01.2021 | | |
| Period No | | | 2 | | |
| Monthly Period | | | Jan 2021 | | |
| Interest Period | from | 14.12.2020 | to | 14.01.2021 | = 31 days |
| Collection Period | from | 01.12.2020 | to | 31.12.2020 | |

| <i>Original Term in Months</i> | <i>Current Principal Balance in EUR</i> | <i>Percentage of Total Balance</i> | <i>Number of Loans</i> | <i>Percentage of Total Loans</i> |
|--------------------------------|---|------------------------------------|------------------------|----------------------------------|
| 0: 6 | 1.506,49 | 0,00% | 63 | 0,04% |
| 7: 13 | 2.528.278,86 | 0,14% | 2.868 | 1,96% |
| 14: 20 | 6.869.239,33 | 0,38% | 4.658 | 3,19% |
| 21: 27 | 24.519.486,11 | 1,36% | 10.202 | 6,98% |
| 28: 34 | 9.182.006,22 | 0,51% | 1.975 | 1,35% |
| 35: 41 | 61.180.872,73 | 3,40% | 15.069 | 10,32% |
| 42: 48 | 18.560.159,42 | 1,03% | 2.430 | 1,66% |
| 49: 55 | 100.600.980,45 | 5,59% | 15.522 | 10,63% |
| 56: 62 | 153.011.432,06 | 8,50% | 16.585 | 11,35% |
| 63: 69 | 42.455.122,44 | 2,36% | 2.921 | 2,00% |
| 70: 76 | 166.631.809,64 | 9,26% | 11.932 | 8,17% |
| 77: 83 | 47.549.778,71 | 2,64% | 2.225 | 1,52% |
| 84: 90 | 313.818.138,85 | 17,43% | 21.212 | 14,52% |
| 91: 97 | 439.659.112,39 | 24,43% | 20.678 | 14,16% |
| 98:104 | 413.241.288,86 | 22,96% | 17.732 | 12,14% |
| 105:111 | 185.391,71 | 0,01% | 7 | 0,00% |
| 112:118 | 5.391,34 | 0,00% | 1 | 0,00% |
| Total | 1.799.999.995,61 | 100,00% | 146.080 | 100,00% |

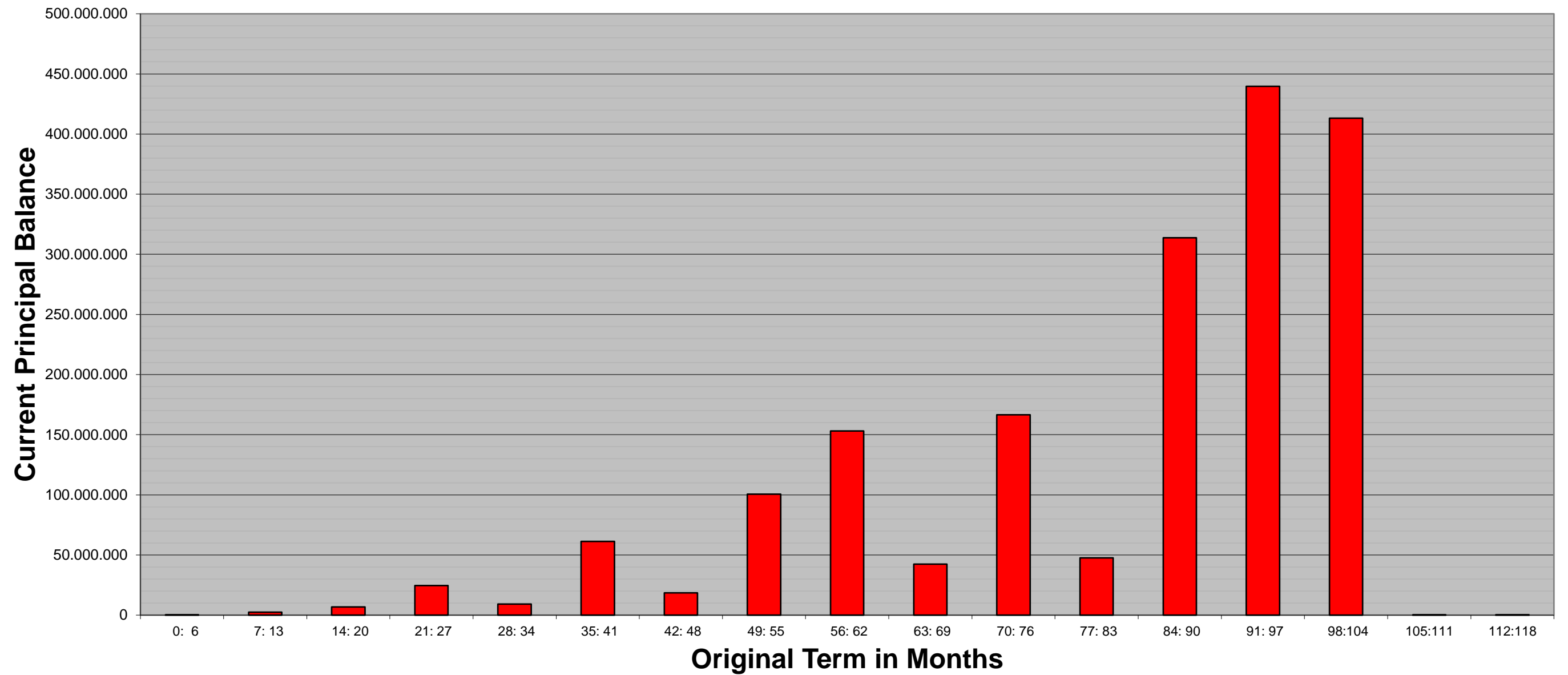
Statistics

| | |
|------------------|-------|
| WA Original Term | 81,84 |
|------------------|-------|

**SC Germany Consumer 2020-1
Monthly Investor Report**

16.1 Original Term (Graph)

| | | | | | | |
|-------------------|------|------------|------------|------------|---|---------|
| Calculation Date | | | 12.01.2021 | | | |
| Payment Date | | | 14.01.2021 | | | |
| Period No | | | 2 | | | |
| Monthly Period | | | Jan 2021 | | | |
| Interest Period | from | 14.12.2020 | to | 14.01.2021 | = | 31 days |
| Collection Period | from | 01.12.2020 | to | 31.12.2020 | | |



**SC Germany Consumer 2020-1
Monthly Investor Report**

17. Loan Concentration



| | | | | | | |
|-------------------|------|------------|------------|------------|---|---------|
| Calculation Date | | | 12.01.2021 | | | |
| Payment Date | | | 14.01.2021 | | | |
| Period No | | | 2 | | | |
| Monthly Period | | | Jan 2021 | | | |
| Interest Period | from | 14.12.2020 | to | 14.01.2021 | = | 31 days |
| Collection Period | from | 01.12.2020 | to | 31.12.2020 | | |

| <i>Loan Concentration</i> | <i>Current Principal Balance in EUR</i> | <i>Percentage of Total Balance</i> | <i>Number of Loans</i> | <i>Percentage of Total Loans</i> | <i>Number of Debtors</i> | <i>Percentage of Total Debtors</i> |
|---------------------------|---|------------------------------------|------------------------|----------------------------------|--------------------------|------------------------------------|
| 1: 1 | 1.740.159.931,55 | 96,68% | 135.165 | 92,53% | 135.165 | 96,76% |
| 2: 2 | 49.650.605,24 | 2,76% | 7.334 | 5,02% | 3.667 | 2,63% |
| 3: 3 | 5.071.923,73 | 0,28% | 1.425 | 0,98% | 475 | 0,34% |
| 4: 4 | 2.092.693,62 | 0,12% | 752 | 0,51% | 188 | 0,13% |
| 5: 5 | 964.295,27 | 0,05% | 380 | 0,26% | 76 | 0,05% |
| 6: 6 | 599.870,36 | 0,03% | 264 | 0,18% | 44 | 0,03% |
| 7: | 1.460.675,84 | 0,08% | 760 | 0,52% | 80 | 0,06% |
| Total | 1.799.999.995,61 | 100,00% | 146.080 | 100,00% | 139.695 | 100,00% |

**SC Germany Consumer 2020-1
Monthly Investor Report**

18. Amortisation Profile

| | | | | | |
|-------------------|------------|------------|----|------------|-----------|
| Calculation Date | 12.01.2021 | | | | |
| Payment Date | 14.01.2021 | | | | |
| Period No | 2 | | | | |
| Monthly Period | Jan 2021 | | | | |
| Interest Period | from | 14.12.2020 | to | 14.01.2021 | = 31 days |
| Collection Period | from | 01.12.2020 | to | 31.12.2020 | |



Amortisation profile

| Collection Period | Outstanding Volume | Collection Period | Outstanding Volume |
|-------------------|--------------------|-------------------|--------------------|
| 1 | 1.799.999.995,61 € | 51 | 591.872.623,25 € |
| 2 | 1.773.980.729,97 € | 52 | 571.425.614,71 € |
| 3 | 1.747.860.439,21 € | 53 | 551.249.294,04 € |
| 4 | 1.721.748.153,61 € | 54 | 531.357.115,17 € |
| 5 | 1.695.666.084,60 € | 55 | 511.684.396,87 € |
| 6 | 1.669.600.651,04 € | 56 | 492.224.538,22 € |
| 7 | 1.643.548.343,65 € | 57 | 473.051.347,94 € |
| 8 | 1.617.516.502,23 € | 58 | 454.173.759,65 € |
| 9 | 1.591.493.496,08 € | 59 | 435.607.518,07 € |
| 10 | 1.565.517.955,18 € | 60 | 417.191.225,70 € |
| 11 | 1.539.617.781,94 € | 61 | 399.019.203,83 € |
| 12 | 1.513.721.829,50 € | 62 | 381.058.703,67 € |
| 13 | 1.487.926.184,19 € | 63 | 363.325.619,60 € |
| 14 | 1.462.230.214,13 € | 64 | 345.796.504,39 € |
| 15 | 1.436.619.875,08 € | 65 | 328.555.535,93 € |
| 16 | 1.411.101.481,28 € | 66 | 311.557.351,92 € |
| 17 | 1.385.741.421,01 € | 67 | 294.788.436,34 € |
| 18 | 1.360.466.273,92 € | 68 | 278.255.501,37 € |
| 19 | 1.335.244.796,95 € | 69 | 262.006.491,91 € |
| 20 | 1.310.066.983,00 € | 70 | 246.035.132,67 € |
| 21 | 1.284.968.006,16 € | 71 | 230.369.678,22 € |
| 22 | 1.259.952.509,39 € | 72 | 214.864.603,58 € |
| 23 | 1.235.030.389,75 € | 73 | 199.766.731,82 € |
| 24 | 1.210.122.872,37 € | 74 | 185.091.316,16 € |
| 25 | 1.185.359.007,25 € | 75 | 170.782.453,13 € |
| 26 | 1.160.710.307,94 € | 76 | 156.786.538,42 € |
| 27 | 1.136.184.166,94 € | 77 | 143.298.769,09 € |
| 28 | 1.111.778.603,46 € | 78 | 130.309.945,34 € |
| 29 | 1.087.547.668,93 € | 79 | 117.791.073,27 € |
| 30 | 1.063.467.003,08 € | 80 | 105.682.173,83 € |
| 31 | 1.039.473.326,87 € | 81 | 94.051.190,25 € |
| 32 | 1.015.567.374,43 € | 82 | 82.909.244,08 € |
| 33 | 991.810.371,51 € | 83 | 72.301.021,58 € |
| 34 | 968.222.216,78 € | 84 | 61.976.399,66 € |
| 35 | 944.795.180,86 € | 85 | 52.365.972,40 € |
| 36 | 921.441.563,53 € | 86 | 43.446.343,11 € |
| 37 | 898.252.274,09 € | 87 | 35.154.823,36 € |
| 38 | 875.226.873,04 € | 88 | 27.445.971,93 € |
| 39 | 852.344.626,12 € | 89 | 20.630.675,37 € |
| 40 | 829.617.024,21 € | 90 | 14.798.098,36 € |
| 41 | 807.094.675,14 € | 91 | 9.794.942,52 € |
| 42 | 784.758.478,77 € | 92 | 5.657.481,83 € |
| 43 | 762.588.328,23 € | 93 | 2.578.677,00 € |
| 44 | 740.561.489,79 € | 94 | 715.731,95 € |
| 45 | 718.728.849,75 € | 95 | 167.796,18 € |
| 46 | 697.110.157,84 € | 96 | 4.722,29 € |
| 47 | 675.728.354,87 € | 97 | 318,83 € |
| 48 | 654.441.792,41 € | 98 | - € |
| 49 | 633.388.244,79 € | 99 | - € |
| 50 | 612.528.862,03 € | 100 | - € |

SC Germany Consumer 2020-1
Monthly Investor Report

19. Priority of Payments + Transaction Costs



| | | | | | |
|-------------------|------------|------------|----|------------|-----------|
| Calculation Date | 12.01.2021 | | | | |
| Payment Date | 14.01.2021 | | | | |
| Period No | 2 | | | | |
| Monthly Period | Jan 2021 | | | | |
| Interest Period | from | 14.12.2020 | to | 14.01.2021 | = 31 days |
| Collection Period | from | 01.12.2020 | to | 31.12.2020 | |

Pre-Enforcement Available Interest Amount

| | |
|--|-------------------|
| Interest Collections | + 8.624.578,28 € |
| Other Interest Payments by the Seller to the Issuer | + - € |
| Recoveries | + - 479,73 € |
| Interest on Transaction and Purchase Shortfall Account | + - € |
| After the Commingling Reserve related to interest payments after such event | + - € |
| Amounts on the Liquidity Reserve Account | + 9.000.000,00 € |
| Amounts received by the Interest Rate Swap counterparty | + - € |
| Principal Amount borrowed to cover interest shortfall (Senior Expense Deficit) | + - € |
| Other Amounts paid to the Issuer | + - € |
| Available Interest Amount | = 17.624.098,55 € |

Pre-Enforcement Available Principal Amount

| | |
|---|-------------------|
| Principal Collections (including Deemed Collections) | + 59.748.951,91 € |
| other principal amount paid by the Seller to the Issuer | + - € |
| Final Repurchase Price | + - € |
| Amounts standing to the credit of the Commingling Reserve Account | + - € |
| Amounts standing to the credit of the Set-Off Reserve Account | + - € |
| Purchase Shortfall Amount | + 21,43 € |
| Mezzanine Loan Disbursement Amount paid by the Originator to the Issuer | + - € |
| Principal Deficiency Sub-Ledger | + 147.487,32 € |
| Rounding Differences from previous period | + - € |
| Available Principal Amount | = 59.896.460,66 € |

Pre-Enforcement Interest Priority of Payments

| | |
|--|------------------|
| Available Interest Amount | 17.624.098,55 € |
| Senior Expenses and Taxes | - 22.887,21 € |
| Swap Interest Paymentst other than subordinated Payments | - 3.030,25 € |
| Interest on Class A Notes | - 150.643,80 € |
| Interest on Class B (If Most Senior Note or Class B PDL < 25%) | - 46.957,05 € |
| Interest on Class C (If Most Senior Note or Class C PDL < 25%) | - 109.458,00 € |
| Interest on Class D (If Most Senior Note or Class D PDL < 25%) | - 134.411,40 € |
| Interest on Class E (If Most Senior Note or Class E PDL < 25%) | - 154.704,60 € |
| Interest on Class F (If Most Senior Note or Class F PDL < 25%) | - 183.172,50 € |
| Required Liquidity Reserve Amount Replenishment | - 9.000.000,00 € |
| Liquidity Reserve Reduction Amount | - - € |
| Crediting the PDLs until cleared | - 147.487,32 € |
| Interest Class B (if not paid above) | - - € |
| Interest Class C (if not paid above) | - - € |
| Interest Class D (if not paid above) | - - € |
| Interest Class E (if not paid above) | - - € |
| Interest Class F (if not paid above) | - - € |
| Interest Class G | - 216.225,45 € |
| Mezzanin Loan Interest | - - € |
| Subordinated Swap Amounts (if applicable) | - - € |
| Fees for Commingling Reserve Account and Set-Off Reserve Account | - - € |
| Interest on Liquidity Reserve Loan | - 536,61 € |
| Principal on Liquidity Reserve Loan | - 1.246.318,40 € |
| Target Amortisation of Class G (including previously accrued) | - 1.125.000,90 € |
| Remaining Amount to the Seller | 5.083.265,06 € |

Pre-Enforcement Principal Priority of Payments

| | |
|---|-------------------|
| Available Principal Amount | 59.896.460,66 € |
| Senior Expense Deficit | - - € |
| Net Note Available Principal Proceeds | = 59.896.460,66 € |
| Replenishment | - 59.896.456,27 € |
| Purchase Shortfall Amount | - 4,39 € |
| Prior to Sequential Payment Trigger Event: Class A Pro Rata- Principal Payment Amount | - - € |
| Prior to Sequential Payment Trigger Event: Class B Pro Rata- Principal Payment Amount | - - € |
| Prior to Sequential Payment Trigger Event: Class C Pro Rata- Principal Payment Amount | - - € |
| Prior to Sequential Payment Trigger Event: Class D Pro Rata- Principal Payment Amount | - - € |
| Prior to Sequential Payment Trigger Event: Class E Pro Rata- Principal Payment Amount | - - € |
| Prior to Sequential Payment Trigger Event: Class F Pro Rata- Principal Payment Amount | - - € |
| On or after to Sequential Payment Trigger Event: Redemption Class A | - - € |
| Full Redemption Class B - G (after Regulatory Change Event) | - - € |
| On or after to Sequential Payment Trigger Event: Redemption Class B | - - € |
| On or after to Sequential Payment Trigger Event: Redemption Class C | - - € |
| On or after to Sequential Payment Trigger Event: Redemption Class D | - - € |
| On or after to Sequential Payment Trigger Event: Redemption Class E | - - € |
| On or after to Sequential Payment Trigger Event: Redemption Class F | - - € |
| Redemption Class G Notes | - - € |
| Mezzanine Loan Principal | - - € |
| Transaction Account Remaining Amount | - - € |

Transaction Costs

| | All notes | Class A | Class B | Class C | Class D | Class E | Class F | Class G | Liquidity Reserve Loan |
|---|----------------|--------------|-------------|--------------|--------------|--------------|--------------|--------------|------------------------|
| Senior Expenses | | | | | | | | | |
| Interest accrued for the Period | 996.109,41 € | 150.643,80 € | 46.957,05 € | 109.458,00 € | 134.411,40 € | 154.704,60 € | 183.172,50 € | 216.225,45 € | 536,61 € |
| Cumulative Interest accrued | 1.826.537,81 € | 291.235,50 € | 86.136,75 € | 199.238,40 € | 243.931,50 € | 280.216,80 € | 331.515,00 € | 390.602,25 € | 3.661,61 € |
| Interest Payments | 996.109,41 € | 150.643,80 € | 46.957,05 € | 109.458,00 € | 134.411,40 € | 154.704,60 € | 183.172,50 € | 216.225,45 € | 536,61 € |
| Cumulative Interest Payments | 1.826.537,81 € | 291.235,50 € | 86.136,75 € | 199.238,40 € | 243.931,50 € | 280.216,80 € | 331.515,00 € | 390.602,25 € | 3.661,61 € |
| Unpaid Interest for the Period | - € | - € | - € | - € | - € | - € | - € | - € | - € |
| Cumulative Unpaid Interest | - € | - € | - € | - € | - € | - € | - € | - € | - € |
| Liquidity Reserve Loan only: Outstanding Amount | - € | - € | - € | - € | - € | - € | - € | - € | - € |

**SC Germany Consumer 2020-1
Monthly Investor Report**

20. Retention



| | | | | | | |
|-------------------|------|------------|------------|------------|---|---------|
| Calculation Date | | | 12.01.2021 | | | |
| Payment Date | | | 14.01.2021 | | | |
| Period No | | | 2 | | | |
| Monthly Period | | | Jan 2021 | | | |
| Interest Period | from | 14.12.2020 | to | 14.01.2021 | = | 31 days |
| Collection Period | from | 01.12.2020 | to | 31.12.2020 | | |

For the purposes of compliance with the requirements of Article 6(3)(c) of the Securitisation Regulation, the Seller will retain, in its capacity as originator within the meaning of the Securitisation Regulation, on an ongoing basis for the life of the transaction, such net economic interest through an interest in randomly selected exposures.

Amount of randomly Selected Exposures 90.149.975,61 €

**SC Germany Consumer 2020-1
Monthly Investor Report**

21. Counterparties



| | | | | | |
|-------------------|------------|------------|----|------------|-----------|
| Reporting Date | 12.01.2021 | | | | |
| Payment Date | 14.01.2021 | | | | |
| Period No | 2 | | | | |
| Monthly Period | Jan 2021 | | | | |
| Interest Period | from | 14.12.2020 | to | 14.01.2021 | = 31 days |
| Collection Period | from | 01.12.2020 | to | 31.12.2020 | |

Joint Lead Managers:

Banco Santander S.A.
Paseo de Pareda 9-12
39004 Santander
Spain

Société Générale S.A.
29 Boulevard Haussmann
75009 Paris
France

Merrill Lynch International
2 King Edward Street
London EC1A 1 HQ
United Kingdom

Luxembourg Listing Agent and Local Agent:

Banque Internationale à Luxembourg S.A.
69, Route d'Esch
L-2953 Luxembourg

**Principal Paying Agent,
Account Bank and Interest Determination Agent:**

Elavon Financial Services DAC
Block E, Cherrywood Business Park
Loughlinstown, Dublin
Republic of Ireland

E-mail: mbs.erg.london@usbank.com

Cash Administrator and Calculation Agent:

U.S. Bank Global Corporate Trust Limited
125 Old Broad Street
London, EC2N 1AR
United Kingdom

Transaction Security Trustee:

Circumference FS (Netherlands) B.V.
Barbara Strozzilaan 101
1083HN Amsterdam
the Netherlands

Data Trustee:

Circumference FS (UK) Limited
14 Devonshire Square
EC2M 4YT London
United Kingdom

Interest Swap Counterparty:

DZ BANK AG
Platz der Republik
60265 Frankfurt am Main
Germany

Rating Agencies:

Fitch Ratings Ireland Limited
39/40 Mount Street Upper
Dublin 2, D02PR89
Ireland

Moody's Investors Service España, S.A.
Calle Principe De Vergara
131 6 Planta
Madrid, 28002
Spain

| Fitch | | | Moody's | | | Counterparty status |
|-----------|------------|---------|-----------|------------|---------|---------------------|
| Long Term | Short Term | Outlook | Long Term | Short Term | Outlook | |
| A- | F2 | NEG | (P)A2 | P-1 | STABLE | performing |
| A- | F1 | STABLE | A1 | P-1 | STABLE | performing |
| AA- | F1+ | STABLE | - | - | - | performing |
| - | - | - | A2 | P-1 | STABLE | performing |
| AA- | F1+ | NEG | - | P-1 | NEG | performing |
| - | - | - | - | - | - | performing |
| - | - | - | - | - | - | performing |
| - | - | - | - | - | - | performing |
| AA- | F1+ | NEG | Aa1 | P-1 | NEG | performing |

Ratings as of 31.12.2020, data source: Bloomberg

**SC Germany Consumer 2020-1
Monthly Investor Report**

22. Issuer Information



| | | | | | | |
|-------------------|------|------------|----|------------|---|---------|
| Reporting Date | | 12.01.2021 | | | | |
| Payment Date | | 14.01.2021 | | | | |
| Period No | | 2 | | | | |
| Monthly Period | | Jan 2021 | | | | |
| Interest Period | from | 14.12.2020 | to | 14.01.2021 | = | 31 days |
| Collection Period | from | 01.12.2020 | to | 31.12.2020 | | |

Deal Name: SC Germany Consumer 2020-1

Issuer: SC GERMANY S.A., COMPARTMENT CONSUMER 2020-1
The Managing Directors
22-24 Boulevard Royal
L-2449 Luxembourg,
Grand Duchy of Luxembourg

LEI: 549300I0DV9V1WKUO071

Seller of the Receivables: Santander Consumer Bank AG

Servicer Name: Santander Consumer Bank AG

Reporting Entity: Santander Consumer Bank AG
Capital Markets
Santander-Platz 1
41061 Mönchengladbach
Germany
eMail abs_ger@santander.de
fax +49 (0) 2161 690 7077

SPV-Administrator: Circumference FS (Luxembourg) S.A.
22-24 Boulevard Royal
L-2449 Luxembourg,
Grand Duchy of Luxembourg

**SC Germany Consumer 2020-1
Monthly Investor Report**

23. Swap Counterparty Data



| | | | | | | |
|-------------------|------------|------------|----|------------|---|---------|
| Reporting Date | 12.01.2021 | | | | | |
| Payment Date | 14.01.2021 | | | | | |
| Period No | 2 | | | | | |
| Monthly Period | 14.01.2021 | | | | | |
| Interest Period | from | 14.12.2020 | to | 14.01.2021 | = | 31 days |
| Collection Period | from | 01.12.2020 | to | 31.12.2020 | | |

Swap Counterparty

Swap Counterparty DZ Bank AG
Swap Rating Trigger Breach no

| Rating Trigger & Current Ratings | Consequenses | Fitch | | | Moody's | | | Trigger breach |
|-------------------------------------|--------------------------------------|-----------|------------|---------|-----------------|------------|---------|----------------|
| | | Long Term | Short Term | Outlook | Long Term (CRA) | Short Term | Outlook | |
| 1st Rating Trigger | Collateral, Guarantee or Replacement | A | F1 | | A3 | | | no |
| 2nd Rating Trigger | Collateral, Guarantee or Replacement | BBB- | F3 | | Baa1 | | | no |
| Current Counterparty Ratings | | AA- | F1+ | NEG | Aa1(cr) | P-1 | NEG | |

Current Swap Data

| | |
|-----------------------------|-----------------------------------|
| Swap Type | Fixed Floating Interest Rate Swap |
| Notional Amount | 1.759.500.000,00 |
| Fixed Rate | -0,5710% |
| Floating Rate (Euribor) | -0,5730% |
| Net Swap Payments | 3.030,25 |
| Notional Amount next period | 1.759.500.000,00 |

Swap Counterparty Details

DZ Bank AG
Kapitalmärkte Handel / ABS-Emissionen
Platz der Republik
60265 Frankfurt am Main
Germany
Phone +49 69 7447 4341
Email: Tom.Oelrich@dzbank.de

Counterparty Replacement

Old Counterparty DZ Bank AG
Current Counterparty DZ Bank AG

Swap Collateral

| | |
|---------------------|-----|
| Beginning of Period | - € |
| Cash Outflow | - € |
| Cash Inflow | - € |
| End of Period | - € |

Ratings as of 31.12.2020, data source: Bloomberg

**SC Germany Consumer 2020-1
Monthly Investor Report**

24. Santander Consumer Bank



Contact Details

Capital Markets

Tomasz Osipowicz +49-2161-690-7046
 Robert Westermann +49-2161-690-7424
 Michael Evers +49-2161-690-5761
 Bastian Menges +49-2161-690-7085
 Stefan Zilligen +49-2161-690-6069
 Team ABS

tomasz.osipowicz@santander.de
robert.westermann@santander.de
michael.evers@santander.de
bastian.menges@santander.de
stefan.zilligen@santander.de
abs_ger@santander.de

| | | | | | |
|-------------------|------------|------------|----|------------|-----------|
| Reporting Date | 12.01.2021 | | | | |
| Payment Date | 14.01.2021 | | | | |
| Period No | 2 | | | | |
| Monthly Period | Jan 2021 | | | | |
| Interest Period | from | 14.12.2020 | to | 14.01.2021 | = 31 days |
| Collection Period | from | 01.12.2020 | to | 31.12.2020 | |

Ratings Santander

Banco Santander S.A.

Santander Consumer Finance S.A.

Santander Consumer Bank AG

| Fitch | | | Moody's | | |
|-----------|------------|---------|-----------|------------|---------|
| Long Term | Short Term | Outlook | Long Term | Short Term | Outlook |
| A | F1 | NEG | A3(cr) | P-2(cr) | STABLE |
| A | F1 | NEG | A3(cr) | P-2(cr) | STABLE |
| A- | F2 | NEG | A1(cr) | P-1(cr) | STABLE |

Ratings as of 31.12.2020, data source: Bloomberg

**SC Germany Consumer 2020-1
Monthly Investor Report**

25. Glossary



| | | | | | | |
|-------------------|------|------------|----|------------|---|---------|
| Reporting Date | | 12.01.2021 | | | | |
| Payment Date | | 14.01.2021 | | | | |
| Period No | | 2 | | | | |
| Monthly Period | | Jan 2021 | | | | |
| Interest Period | from | 14.12.2020 | to | 14.01.2021 | = | 31 days |
| Collection Period | from | 01.12.2020 | to | 31.12.2020 | | |

| | |
|--|---|
| Aggregate Outstanding Principal Amount: | Shall mean in respect of all Purchased Receivables at any time, the aggregate of the Outstanding Principal Amounts of all Purchased Receivables which, as of such time, are not defaulted receivables. |
| Defaulted Contracts/Defaults: | Shall mean as of any date, any purchased receivable which has been declared due and payable in full in accordance to the Credit and Collection Policy which in principal is between 120 and 180 calendar days after the due date. |
| Delinquent Receivable: | Shall mean as of any date, any purchased receivable which is more than 30 days overdue and not a defaulted contract. |
| Excess Spread: | Excess Spread equals WA Portfolio Yield minus Fixed Swap Rate minus WA Notes Margin |
| Legal Maturity: | Final Payment date on which each Class A Note will be redeemed in full. |
| Expected Maturity: | Maturity date of the notes under the assumption of inter alia (a) a [●]% constant prepayment rate, (b) an exercised Clean-Up Call at 10%, |
| Payment Protection Insurance: | Insurance, composed of life insurance and/or accident insurance and/or temporary disability insurance and/or unemployment insurance, which covers the risk that a Debtor in its capacity as insured person is unable to pay the Loan Instalments owed by such Debtor life insurance |
| Recoveries: | Any amount received on defaulted contracts |
| Set-Off Reserves (X/Y): | Protection against set-off risks due to (X) capitalized service fees (e.g. Payment Protection Insurance, Gap Insurance, Repair Cost Insurance) and (Y) deposits |