

SC Germany Consumer 2020-1 Monthly Investor Report



STS Verification
International



ABS Issuer
of the Year

Santander Germany

WINNER



GlobalCapital
EUROPEAN
SECURITIZATION
AWARDS

ABS Issuer of the Year
Santander Consumer Bank AG

WINNER



GlobalCapital
EUROPEAN
SECURITIZATION
AWARDS

ABS ISSUER OF THE YEAR

WINNER



GlobalCapital
EUROPEAN
SECURITIZATION
AWARDS

ABS DEAL OF THE YEAR
— SC GERMANY
CONSUMER 2020-1

WINNER

**SC Germany Consumer 2020-1
Monthly Investor Report**

Cover Sheet Monthly Investor Report



Calculation Date	12.12.2024				
Payment Date	16.12.2024				
Period No	49				
Monthly Period	Dec 2024				
Interest Period	from 14.11.2024	to	16.12.2024	=	32 days
Collection Period	from 01.11.2024	to	30.11.2024		

Index	Page
1. Portfolio Information	1
1.1 Portfolio Information per period	2
2. Reserve Accounts	3
3.1 Delinquency Data	4
3.2 Default Data	5
3.3 Defaults & Recoveries per period	6
4. Concentration Limits	7
5. Outstanding Notes	8
6. Original Principal Balance	9
6.1 Original PB (Graph)	10
7. Current Principal Balance	11
7.1 Current PB (Graph)	12
8. Borrower Concentration	13
9. Geographical Distribution	14
9.1 Geographical (Graph)	15
10. Collateral	16
11. Insurances	17
12. Payment Methods	18
13. Effective Interest Rate	19
13.1 Effective Interest Rate (Graph)	20
14. Seasoning	21
14.1 Seasoning (Graph)	22
15. Remaining Term	23
15.1 Remaining Term (Graph)	24
16. Original Term	25
16.1 Original Term (Graph)	26
17. Loan Concentration	27
18. Amortisation Profiles	28
19. Priority of Payments + Transaction Costs	29
20. Retention	30
21. Counterparties	31
21.1 Issuer Information	32
23. Swap Counterparty	33
24. Santander Consumer Bank	34
25. Glossary	35

**SC Germany Consumer 2020-1
Monthly Investor Report**

1. Portfolio Information



Calculation Date	12.12.2024				
Payment Date	16.12.2024				
Period No	49				
Monthly Period	Dec 2024				
Interest Period from	14.11.2024	to	16.12.2024	=	32 days
Collection Period from	01.11.2024	to	30.11.2024		

Outstanding Receivables	No. of Contracts	current period	previous period
		Aggregate Outstanding Principal Amount	Aggregate Outstanding Principal Amount
Beginning of Period	53.277	406.972.073,69 €	424.915.466,90 €
Scheduled Principal Payments		11.638.694,55 €	12.221.607,01 €
Prepayment Principal		4.210.609,25 €	4.601.998,50 €
Total Principal Collections		15.849.303,80 €	16.823.605,51 €
Total Interest Collections		1.813.958,40 €	1.896.374,26 €
Defaults		1.364.789,39 €	1.119.787,70 €
Replenishment Amount		- €	- €
End of Period		389.757.980,50 €	406.972.073,69 €
Purchase Shortfall Amount		130,25 €	105,31 €
Total Assets (End of Period)	51.596	389.758.110,75 €	406.972.179,00 €
Current Prepayment Rate (annualised)		11,7%	
Current Poolfactor		19,4%	

SC Germany Consumer 2020-1
Monthly Investor Report

1.1 Portfolio Information per period

Calculation Date	12.12.2024	
Payment Date	16.12.2024	
Period No	49	
Monthly Period	Dec 2024	
Interest Period	from 14.11.2024	to 16.12.2024 = 32 days
Collection Period	from 01.11.2024	to 30.11.2024



Collection Period	Outstanding BOP	Scheduled Principal Payments	Prepayment Principal	Total Principal Collections	Prepayment Rate
1	1.799.999.933,09 €	28.004.372,02 €	37.328.045,90 €	65.332.417,92 €	22,23%
2	1.799.999.978,57 €	27.656.379,76 €	32.092.572,15 €	59.748.951,91 €	19,42%
3	1.799.999.995,61 €	30.260.180,50 €	40.849.586,79 €	71.109.767,29 €	24,08%
4	1.799.999.991,50 €	29.666.354,11 €	42.585.774,69 €	72.252.128,80 €	24,97%
5	1.799.999.993,97 €	29.272.948,70 €	52.031.411,07 €	81.304.359,77 €	29,67%
6	1.799.999.998,42 €	28.945.451,65 €	45.554.564,24 €	74.500.015,89 €	26,48%
7	1.799.999.986,54 €	29.236.040,56 €	43.340.599,83 €	72.576.640,39 €	25,36%
8	1.799.999.989,63 €	29.279.001,04 €	50.076.352,28 €	79.355.353,32 €	28,72%
9	1.799.999.997,62 €	29.869.284,36 €	62.441.257,36 €	92.310.541,72 €	34,54%
10	1.799.999.984,70 €	29.621.444,89 €	51.566.098,32 €	81.187.543,21 €	29,45%
11	1.799.999.992,84 €	30.177.669,47 €	47.987.492,90 €	78.165.162,37 €	27,69%
12	1.799.999.993,58 €	30.876.744,16 €	47.465.290,02 €	78.342.034,18 €	27,43%
13	1.799.999.958,85 €	29.556.876,67 €	45.760.187,19 €	75.317.063,86 €	26,58%
14	1.721.647.673,05 €	28.588.769,79 €	30.693.631,43 €	59.282.401,22 €	19,42%
15	1.658.715.590,68 €	28.499.176,78 €	47.084.893,55 €	75.584.070,33 €	29,22%
16	1.579.516.526,08 €	27.185.727,46 €	44.025.413,58 €	71.211.141,04 €	28,77%
17	1.504.720.267,30 €	26.381.970,38 €	42.816.372,78 €	69.198.343,16 €	29,28%
18	1.432.703.420,57 €	26.625.784,19 €	34.486.040,66 €	61.111.824,85 €	25,35%
19	1.366.855.787,27 €	24.783.879,79 €	37.217.290,41 €	62.001.170,20 €	28,20%
20	1.301.382.552,83 €	23.445.035,29 €	31.526.190,43 €	54.971.225,72 €	25,49%
21	1.243.335.118,53 €	23.488.188,23 €	27.123.684,87 €	50.611.873,10 €	23,25%
22	1.189.492.514,20 €	22.033.853,80 €	26.062.473,99 €	48.096.327,79 €	23,34%
23	1.137.704.113,13 €	21.376.728,61 €	22.264.065,20 €	43.640.793,81 €	21,11%
24	1.091.302.713,23 €	20.896.411,55 €	17.461.551,76 €	38.357.963,31 €	17,60%
25	1.050.040.105,16 €	20.553.036,44 €	14.978.129,26 €	35.531.165,70 €	15,84%
26	1.011.546.703,21 €	19.883.570,13 €	9.981.424,55 €	29.864.994,68 €	11,22%
27	979.508.496,29 €	19.747.624,75 €	16.740.256,79 €	36.487.881,54 €	18,69%
28	940.396.572,93 €	19.164.568,53 €	14.265.507,47 €	33.430.076,00 €	16,76%
29	904.083.465,13 €	18.959.919,52 €	14.103.398,55 €	33.063.318,07 €	17,19%
30	867.754.835,41 €	18.442.913,19 €	10.244.883,26 €	28.687.796,45 €	13,28%
31	837.573.133,32 €	17.521.972,50 €	12.252.968,87 €	29.774.941,37 €	16,21%
32	805.344.476,12 €	17.333.857,71 €	11.466.605,82 €	28.800.463,53 €	15,81%
33	774.337.554,90 €	16.768.072,82 €	11.233.018,29 €	28.001.091,11 €	16,08%
34	744.253.182,52 €	16.558.540,01 €	11.174.524,56 €	27.733.064,57 €	16,60%
35	714.652.736,22 €	16.488.206,14 €	6.880.698,32 €	23.368.904,46 €	10,96%
36	689.208.813,99 €	15.952.962,62 €	7.342.513,82 €	23.295.476,44 €	12,06%
37	664.036.503,02 €	15.429.784,11 €	6.956.068,94 €	22.385.853,05 €	11,87%
38	640.143.017,52 €	15.255.509,43 €	4.508.080,21 €	19.763.589,64 €	8,13%
39	618.529.801,11 €	15.218.681,96 €	8.160.241,19 €	23.378.923,15 €	14,73%
40	593.148.563,20 €	14.451.149,37 €	6.947.331,42 €	21.398.480,79 €	13,18%
41	570.129.389,58 €	14.338.922,15 €	6.971.384,24 €	21.310.306,39 €	13,73%
42	547.537.466,85 €	13.875.942,96 €	6.931.744,92 €	20.807.687,88 €	14,18%
43	525.478.887,66 €	13.394.198,89 €	6.448.230,30 €	19.842.429,19 €	13,77%
44	504.470.040,89 €	13.279.658,99 €	5.690.703,85 €	18.970.362,84 €	12,73%
45	483.797.256,40 €	13.035.463,55 €	6.586.923,12 €	19.622.386,67 €	15,17%
46	462.729.654,54 €	12.551.419,97 €	5.527.303,30 €	18.078.723,27 €	13,43%
47	443.196.259,31 €	12.176.477,02 €	5.092.917,04 €	17.269.394,06 €	12,95%
48	424.915.466,90 €	12.221.607,01 €	4.601.998,50 €	16.823.605,51 €	12,25%
49	406.972.073,69 €	11.638.694,55 €	4.210.609,25 €	15.849.303,80 €	11,73%
50					
51					
52					
53					
54					
55					
56					
57					
58					
59					
60					
61					
62					
63					
64					
65					
66					
67					
68					
69					
70					
71					
72					
73					
74					
75					
76					
77					
78					
79					
80					

**SC Germany Consumer 2020-1
Monthly Investor Report**

2. Reserve Accounts



Calculation Date	12.12.2024				
Payment Date	16.12.2024				
Period No	49				
Monthly Period	Dec 2024				
Interest Period	from	14.11.2024	to	16.12.2024	= 32 days
Collection Period	from	01.11.2024	to	30.11.2024	

Reserve Accounts

	in %		Trigger Event y/n
Liquidity Reserve			
Beginning of Period	1,6%	6.000.000,00 €	
Cash Outflow		6.000.000,00 €	
of which Liquidity Reserve Excess Amount		- €	
Cash Inflow		6.000.000,00 €	
End of Period	1,7%	6.000.000,00 €	
Required Liquidity Reserve Amount	1,7%	6.000.000,00 €	
Commingling Reserve	in %		no
Beginning of Period		n/a	
Cash Outflow		n/a	
of which Commingling Reserve Excess Amount			
of which drawn from the commingling reserve and applied to PoP			
Cash Inflow		n/a	
End of Period		n/a	
Commingling Reserve Required Amount		- €	
Set-Off Reserve	in %		no
Beginning of Period		n/a	
Cash Outflow		n/a	
of which Set-Off Reserve Excess Amount			
of which drawn from the set-off reserve and applied to PoP			
Cash Inflow		n/a	
End of Period		n/a	
Set-Off Reserve Required Amount		- €	
In case of Rating Trigger breach: Set-Off Reserve Required Amount			

**SC Germany Consumer 2020-1
Monthly Investor Report**

Calculation Date	12.12.2024				
Payment Date	16.12.2024				
Period No	49				
Monthly Period	Dec 2024				
Interest Period	from	14.11.2024	to	16.12.2024	= 32 days
Collection Period	from	01.11.2024	to	30.11.2024	

3.1 Delinquency Data



Delinquency Data and Ratios

Collection Period	Outstanding BOP	Days past due				not delinquent	Days past due			
		1-30	31-60	61-90	>90		1-30	31-60	61-90	>90
1	1.799.999.933,09 €	0,00 €	0,00 €	0,00 €	0,00 €	100,00%	0,00%	0,00%	0,00%	0,00%
2	1.799.999.978,57 €	6.313.367,70 €	882.720,82 €	170.291,73 €	106.711,25 €	99,58%	0,35%	0,05%	0,01%	0,01%
3	1.799.999.995,61 €	6.239.761,54 €	4.939.221,31 €	866.738,74 €	194.212,76 €	99,32%	0,35%	0,27%	0,05%	0,01%
4	1.799.999.991,50 €	5.963.979,66 €	5.640.605,03 €	3.166.805,23 €	1.020.162,48 €	99,12%	0,33%	0,31%	0,18%	0,06%
5	1.799.999.993,97 €	6.549.435,07 €	5.068.350,47 €	3.154.504,95 €	3.340.625,38 €	98,99%	0,36%	0,28%	0,18%	0,19%
6	1.799.999.998,42 €	6.277.838,82 €	5.527.447,42 €	3.012.488,71 €	3.870.498,36 €	98,96%	0,35%	0,31%	0,17%	0,22%
7	1.799.999.986,54 €	6.655.977,58 €	5.191.130,95 €	3.407.325,83 €	4.039.360,98 €	98,93%	0,37%	0,29%	0,19%	0,22%
8	1.799.999.989,63 €	6.989.530,24 €	6.091.686,44 €	3.286.422,04 €	3.722.868,68 €	98,88%	0,39%	0,34%	0,18%	0,21%
9	1.799.999.997,62 €	7.133.920,03 €	6.233.651,41 €	3.951.906,29 €	3.968.753,90 €	98,82%	0,40%	0,35%	0,22%	0,22%
10	1.799.999.984,70 €	7.100.911,44 €	6.845.812,22 €	3.913.890,47 €	4.226.440,32 €	98,77%	0,39%	0,38%	0,22%	0,23%
11	1.799.999.992,84 €	7.461.489,74 €	7.241.101,48 €	4.275.039,66 €	4.343.151,61 €	98,70%	0,41%	0,40%	0,24%	0,24%
12	1.799.999.993,58 €	8.614.820,87 €	7.514.271,62 €	4.335.660,83 €	4.808.361,93 €	98,60%	0,48%	0,42%	0,24%	0,27%
13	1.799.999.958,85 €	8.149.643,43 €	7.414.728,38 €	5.196.772,53 €	4.804.992,51 €	98,58%	0,45%	0,41%	0,29%	0,27%
14	1.721.647.673,05 €	9.154.824,92 €	7.683.441,10 €	4.571.313,06 €	5.450.520,47 €	98,44%	0,53%	0,45%	0,27%	0,32%
15	1.658.715.590,68 €	8.019.501,54 €	7.716.322,14 €	4.957.459,62 €	5.141.187,28 €	98,44%	0,48%	0,47%	0,30%	0,31%
16	1.579.516.526,08 €	2.156.410,29 €	5.288.311,38 €	5.855.455,62 €	8.834.829,65 €	98,60%	0,14%	0,33%	0,37%	0,56%
17	1.504.720.267,30 €	6.103.836,10 €	6.642.996,27 €	5.178.304,37 €	5.506.748,66 €	98,44%	0,41%	0,44%	0,34%	0,37%
18	1.432.703.420,57 €	2.260.407,34 €	9.054.085,70 €	5.365.320,18 €	5.974.539,81 €	98,42%	0,16%	0,63%	0,37%	0,42%
19	1.366.855.787,27 €	5.370.518,81 €	5.457.118,45 €	5.095.288,19 €	6.238.919,17 €	98,38%	0,39%	0,40%	0,37%	0,46%
20	1.301.382.552,83 €	2.149.017,19 €	5.760.350,49 €	4.844.307,25 €	8.429.770,89 €	98,37%	0,17%	0,44%	0,37%	0,65%
21	1.243.335.118,53 €	4.753.479,16 €	2.338.223,15 €	5.410.463,65 €	7.949.872,40 €	98,36%	0,38%	0,19%	0,44%	0,64%
22	1.189.492.514,20 €	5.484.736,32 €	5.666.697,26 €	4.538.040,41 €	5.916.666,61 €	98,18%	0,46%	0,48%	0,38%	0,50%
23	1.137.704.113,13 €	1.757.770,17 €	4.233.101,56 €	4.546.757,95 €	7.527.347,52 €	98,41%	0,15%	0,37%	0,40%	0,66%
24	1.091.302.713,23 €	5.094.657,88 €	1.689.545,81 €	4.808.622,74 €	7.285.895,52 €	98,27%	0,47%	0,15%	0,44%	0,67%
25	1.050.040.105,16 €	2.059.584,85 €	5.233.159,66 €	4.294.615,30 €	7.814.341,32 €	98,15%	0,20%	0,50%	0,41%	0,74%
26	1.011.546.703,21 €	4.456.205,77 €	1.815.264,82 €	4.953.579,13 €	6.770.256,79 €	98,22%	0,44%	0,18%	0,49%	0,67%
27	979.508.496,29 €	4.706.084,98 €	4.781.727,82 €	1.417.695,23 €	7.880.938,28 €	98,08%	0,48%	0,49%	0,14%	0,80%
28	940.396.572,93 €	1.945.485,70 €	4.168.293,21 €	4.301.529,82 €	7.337.130,76 €	98,11%	0,21%	0,44%	0,46%	0,78%
29	904.083.465,13 €	4.901.116,10 €	4.564.945,11 €	3.265.378,23 €	4.891.706,97 €	98,05%	0,54%	0,50%	0,36%	0,54%
30	867.754.835,41 €	1.533.474,44 €	6.127.716,82 €	3.270.227,48 €	3.810.132,42 €	98,30%	0,18%	0,71%	0,38%	0,44%
31	837.573.133,32 €	4.796.556,50 €	3.678.024,96 €	3.464.176,11 €	4.968.428,66 €	97,98%	0,57%	0,44%	0,41%	0,59%
32	805.344.476,12 €	2.122.777,51 €	3.561.041,38 €	3.605.145,19 €	6.335.455,55 €	98,06%	0,26%	0,44%	0,45%	0,79%
33	774.337.554,90 €	4.473.384,62 €	1.535.075,82 €	3.309.766,94 €	5.941.946,53 €	98,03%	0,58%	0,20%	0,43%	0,77%
34	744.253.182,52 €	2.132.407,47 €	3.503.142,97 €	3.669.346,01 €	5.342.471,85 €	98,03%	0,29%	0,47%	0,49%	0,72%
35	714.652.736,22 €	1.891.767,24 €	4.020.922,40 €	2.804.854,34 €	5.075.477,04 €	98,07%	0,26%	0,56%	0,39%	0,71%
36	689.208.813,99 €	4.015.303,90 €	3.507.063,77 €	1.245.723,22 €	4.597.970,47 €	98,06%	0,58%	0,51%	0,18%	0,67%
37	664.036.503,02 €	1.615.005,19 €	3.351.474,16 €	3.410.957,12 €	4.983.436,81 €	97,99%	0,24%	0,50%	0,51%	0,75%
38	640.143.017,52 €	3.820.235,41 €	1.299.255,89 €	2.792.930,92 €	5.401.686,20 €	97,92%	0,60%	0,20%	0,44%	0,84%
39	618.529.801,11 €	3.345.055,50 €	3.163.187,63 €	2.532.583,65 €	3.528.784,90 €	97,97%	0,54%	0,51%	0,41%	0,57%
40	593.148.563,20 €	1.557.008,81 €	2.701.841,43 €	2.703.966,97 €	5.021.908,87 €	97,98%	0,26%	0,46%	0,46%	0,85%
41	570.129.389,58 €	3.270.910,87 €	3.015.472,85 €	523.870,24 €	4.324.867,15 €	98,05%	0,57%	0,53%	0,09%	0,76%
42	547.537.466,85 €	3.892.343,73 €	2.770.911,81 €	2.266.822,84 €	3.355.316,26 €	97,76%	0,71%	0,51%	0,41%	0,61%
43	525.478.887,66 €	3.220.590,92 €	1.083.273,29 €	3.804.331,90 €	2.761.434,36 €	97,93%	0,61%	0,21%	0,72%	0,53%
44	504.470.040,89 €	1.217.385,98 €	2.470.401,76 €	2.457.322,43 €	4.325.953,00 €	97,92%	0,24%	0,49%	0,49%	0,86%
45	483.797.256,40 €	3.666.050,91 €	2.289.090,67 €	2.104.811,90 €	2.941.467,90 €	97,73%	0,76%	0,47%	0,44%	0,61%
46	462.729.654,54 €	1.430.444,59 €	2.481.013,57 €	2.100.394,72 €	3.590.332,63 €	97,92%	0,31%	0,54%	0,45%	0,78%
47	443.196.259,31 €	3.479.794,80 €	879.683,18 €	2.279.885,16 €	3.359.991,49 €	97,74%	0,79%	0,20%	0,51%	0,76%
48	424.915.466,90 €	3.109.251,13 €	789.854,05 €	2.231.102,16 €	3.485.444,38 €	97,74%	0,73%	0,19%	0,53%	0,82%
49	406.972.073,69 €	1.212.942,40 €	2.178.056,14 €	1.796.094,18 €	3.737.363,05 €	97,81%	0,30%	0,54%	0,44%	0,92%
50										
51										
52										
53										
54										
55										
56										
57										
58										
59										
60										
61										
62										
63										
64										
65										
66										
67										
68										
69										
70										
71										
72										
73										
74										
75										
76										
77										
78										
79										
80										

**SC Germany Consumer 2020-1
Monthly Investor Report**

3.2 Default Data



Calculation Date	12.12.2024				
Payment Date	16.12.2024				
Period No	49				
Monthly Period	Dec 2024				
Interest Period from	14.11.2024	to	16.12.2024	=	32 days
Collection Period from	01.11.2024	to	30.11.2024		

Default Data and Ratios

	Amount	Number of Loans
Current Default		
Current Period Gross Default	1.364.789,39 €	
Current Period Recoveries	2.663.051,43 €	
Current Period Net Default	-1.298.262,04 €	
New Number of Defaulted Contracts		141
Cumulative Default		
Cumulative Gross Default	111.257.085,41 €	
Cumulative Recoveries	17.614.455,99 €	
Cumulative Net Default	93.642.629,42 €	
Total Number of Defaulted Contracts		11.171

Principal Deficiency Ledgers

Class A PDL Sub-Ledger		
Class A PDL BoP	- €	
Class A Amount debited to the PDL	- €	
Class A Amount credited to the PDL	- €	
Class A PDL EoP	- €	
Class B PDL Sub-Ledger		
Class B PDL BoP	- €	
Class B Amount debited to the PDL	- €	
Class B Amount credited to the PDL	- €	
Class B PDL EoP	- €	
Class C PDL Sub-Ledger		
Class C PDL BoP	- €	
Class C Amount debited to the PDL	- €	
Class C Amount credited to the PDL	- €	
Class C PDL EoP	- €	
Class D PDL Sub-Ledger		
Class D PDL BoP	- €	
Class D Amount debited to the PDL	- €	
Class D Amount credited to the PDL	- €	
Class D PDL EoP	- €	
Class E PDL Sub-Ledger		
Class E PDL BoP	- €	
Class E Amount debited to the PDL	- €	
Class E Amount credited to the PDL	- €	
Class E PDL EoP	- €	
Class F PDL Sub-Ledger		
Class F PDL BoP	- €	
Class F Amount debited to the PDL	- €	
Class F Amount credited to the PDL	- €	
Class F PDL EoP	- €	
Class G PDL Sub-Ledger		
Class G PDL BoP	- €	
Class G Amount debited to the PDL	1.364.789,39 €	
Class G Amount credited to the PDL	1.364.789,39 €	
Class G PDL EoP	- €	

**SC Germany Consumer 2020-1
Monthly Investor Report**

3.3 Defaults & Recoveries per period

Calculation Date	12.12.2024		
Payment Date	16.12.2024		
Period No	49		
Monthly Period	Dec 2024		
Interest Period	from	14.11.2024	to 16.12.2024 = 32 days
Collection Period	from	01.11.2024	to 30.11.2024



Default/Recovery Data and Ratios

Collection Period	Number of defaulted contracts	Defaults in collection period	cumulated Defaults since cut-off	cumulated amount of purchased receivables	Cumulated Default Ratio %	Recoveries in collection period	cumulated Recoveries since cut-off	cumulated net losses	cumulated net loss ratio %
1	0	0,00 €	0,00 €	1.865.332.396,49 €	0,00%	0,00 €	0,00 €	0,00 €	0,00%
2	16	147.487,32 €	147.487,32 €	1.925.228.852,76 €	0,01%	-479,73 €	-479,73 €	147.967,05 €	0,01%
3	24	157.926,42 €	305.413,74 €	1.996.496.542,36 €	0,02%	257,69 €	-222,04 €	305.635,78 €	0,02%
4	132	1.099.521,49 €	1.404.935,23 €	2.069.848.195,12 €	0,07%	9.982,50 €	9.760,46 €	1.395.174,77 €	0,07%
5	315	2.218.875,82 €	3.623.811,05 €	2.153.371.435,16 €	0,17%	24.886,76 €	34.647,22 €	3.589.163,83 €	0,17%
6	507	2.239.836,88 €	5.863.647,93 €	2.230.111.276,05 €	0,26%	3.854,39 €	38.501,61 €	5.825.146,32 €	0,26%
7	775	2.857.778,09 €	8.721.426,02 €	2.305.545.697,62 €	0,38%	5.493,97 €	43.995,58 €	8.677.430,44 €	0,38%
8	1.035	2.403.241,33 €	11.124.667,35 €	2.387.304.300,26 €	0,47%	22.450,16 €	66.445,74 €	11.058.221,61 €	0,46%
9	1.358	3.038.826,26 €	14.163.493,61 €	2.482.653.655,32 €	0,57%	31.479,16 €	97.924,90 €	14.065.568,71 €	0,57%
10	1.606	2.948.583,92 €	17.112.077,53 €	2.566.789.790,59 €	0,67%	52.785,46 €	150.710,36 €	16.961.367,17 €	0,66%
11	1.934	3.478.842,52 €	20.590.920,05 €	2.648.433.796,22 €	0,78%	70.308,76 €	221.019,12 €	20.369.900,93 €	0,77%
12	2.253	3.348.605,56 €	23.939.525,61 €	2.730.124.401,23 €	0,88%	118.385,37 €	339.404,49 €	23.600.121,12 €	0,86%
13	2.547	3.035.221,94 €	26.974.747,55 €	2.730.124.401,23 €	0,99%	101.904,44 €	441.308,93 €	26.533.438,62 €	0,97%
14	2.882	3.649.681,15 €	30.624.428,70 €	2.730.124.401,23 €	1,12%	168.996,44 €	610.305,37 €	30.014.123,33 €	1,10%
15	3.239	3.614.994,27 €	34.239.422,97 €	2.730.124.401,23 €	1,25%	152.385,89 €	762.691,26 €	33.476.731,71 €	1,23%
16	3.622	3.585.117,74 €	37.824.540,71 €	2.730.124.401,23 €	1,39%	111.648,37 €	874.339,63 €	36.950.201,08 €	1,35%
17	3.912	2.818.503,57 €	40.643.044,28 €	2.730.124.401,23 €	1,49%	178.137,94 €	1.052.477,57 €	39.590.566,71 €	1,45%
18	4.325	4.735.808,45 €	45.378.852,73 €	2.730.124.401,23 €	1,66%	186.401,94 €	1.238.879,51 €	44.139.973,22 €	1,62%
19	4.652	3.472.064,24 €	48.850.916,97 €	2.730.124.401,23 €	1,79%	185.101,49 €	1.423.981,00 €	47.426.935,97 €	1,74%
20	4.988	3.076.208,58 €	51.927.125,55 €	2.730.124.401,23 €	1,90%	169.052,85 €	1.593.033,85 €	50.334.091,70 €	1,84%
21	5.324	3.230.731,23 €	55.157.856,78 €	2.730.124.401,23 €	2,02%	209.071,26 €	1.802.105,11 €	53.355.751,67 €	1,95%
22	5.671	3.692.073,28 €	58.849.930,06 €	2.730.124.401,23 €	2,16%	286.489,58 €	2.088.594,69 €	56.761.335,37 €	2,08%
23	5.972	2.760.806,09 €	61.610.536,15 €	2.730.124.401,23 €	2,26%	281.752,38 €	2.370.347,07 €	59.240.189,08 €	2,17%
24	6.280	2.904.644,76 €	64.515.180,91 €	2.730.124.401,23 €	2,36%	185.063,20 €	2.555.410,27 €	61.959.770,64 €	2,27%
25	6.589	2.962.236,25 €	67.477.417,16 €	2.730.124.401,23 €	2,47%	4.711.560,27 €	7.266.970,54 €	60.210.446,62 €	2,21%
26	6.808	2.173.212,24 €	69.650.629,40 €	2.730.124.401,23 €	2,55%	177.779,61 €	7.444.750,15 €	62.205.879,25 €	2,28%
27	7.053	2.624.041,82 €	72.274.671,22 €	2.730.124.401,23 €	2,65%	161.908,40 €	7.606.658,55 €	64.668.012,67 €	2,37%
28	7.325	2.883.031,80 €	75.157.703,02 €	2.730.124.401,23 €	2,75%	196.623,44 €	7.803.281,99 €	67.354.421,03 €	2,47%
29	7.620	3.265.311,65 €	78.423.014,67 €	2.730.124.401,23 €	2,87%	249.299,79 €	8.052.581,78 €	70.370.432,89 €	2,58%
30	7.829	1.493.905,64 €	79.916.920,31 €	2.730.124.401,23 €	2,93%	250.132,45 €	8.302.714,23 €	71.614.206,08 €	2,62%
31	8.081	2.453.715,83 €	82.370.636,14 €	2.730.124.401,23 €	3,02%	263.009,47 €	8.565.723,70 €	73.804.912,44 €	2,70%
32	8.325	2.206.457,69 €	84.577.093,83 €	2.730.124.401,23 €	3,10%	276.668,58 €	8.842.392,28 €	75.734.701,55 €	2,77%
33	8.542	2.083.281,27 €	86.660.375,10 €	2.730.124.401,23 €	3,17%	261.274,42 €	9.103.666,70 €	77.556.708,40 €	2,84%
34	8.746	1.867.381,73 €	88.527.756,83 €	2.730.124.401,23 €	3,24%	315.106,35 €	9.418.773,05 €	79.108.983,78 €	2,90%
35	8.943	2.075.017,77 €	90.602.774,60 €	2.730.124.401,23 €	3,32%	204.987,12 €	9.623.760,17 €	80.979.014,43 €	2,97%
36	9.135	1.876.834,53 €	92.479.609,13 €	2.730.124.401,23 €	3,39%	1.560.772,79 €	11.184.532,96 €	81.295.076,17 €	2,98%
37	9.311	1.507.632,45 €	93.987.241,58 €	2.730.124.401,23 €	3,44%	317.518,50 €	11.502.051,46 €	82.485.190,12 €	3,02%
38	9.501	1.849.626,77 €	95.836.868,35 €	2.730.124.401,23 €	3,51%	277.721,07 €	11.779.772,53 €	84.057.095,82 €	3,08%
39	9.695	2.002.314,76 €	97.839.183,11 €	2.730.124.401,23 €	3,58%	314.968,47 €	12.094.741,00 €	85.744.442,11 €	3,14%
40	9.848	1.620.692,83 €	99.459.875,94 €	2.730.124.401,23 €	3,64%	277.300,58 €	12.372.041,58 €	87.087.834,36 €	3,19%
41	9.994	1.281.616,34 €	100.741.492,28 €	2.730.124.401,23 €	3,69%	278.569,33 €	12.650.610,91 €	88.090.881,37 €	3,23%
42	10.140	1.250.891,31 €	101.992.383,59 €	2.730.124.401,23 €	3,74%	326.599,52 €	12.977.210,43 €	89.015.173,16 €	3,26%
43	10.276	1.166.417,58 €	103.158.801,17 €	2.730.124.401,23 €	3,78%	312.342,63 €	13.289.553,06 €	89.869.248,11 €	3,29%
44	10.441	1.702.421,65 €	104.861.222,82 €	2.730.124.401,23 €	3,84%	281.732,40 €	13.571.285,46 €	91.289.937,36 €	3,34%
45	10.597	1.445.215,19 €	106.306.438,01 €	2.730.124.401,23 €	3,89%	332.224,62 €	13.903.510,08 €	92.402.927,93 €	3,38%
46	10.756	1.454.671,96 €	107.761.109,97 €	2.730.124.401,23 €	3,95%	372.435,02 €	14.275.945,10 €	93.485.164,87 €	3,42%
47	10.887	1.011.398,35 €	108.772.508,32 €	2.730.124.401,23 €	3,98%	340.485,08 €	14.616.430,18 €	94.156.078,14 €	3,45%
48	11.030	1.119.787,70 €	109.892.296,02 €	2.730.124.401,23 €	4,03%	334.974,38 €	14.951.404,56 €	94.940.891,46 €	3,48%
49	11.171	1.364.789,39 €	111.257.085,41 €	2.730.124.401,23 €	4,08%	2.663.051,43 €	17.614.455,99 €	93.642.629,42 €	3,43%
50									
51									
52									
53									
54									
55									
56									
57									
58									
59									
60									
61									
62									
63									
64									
65									
66									
67									
68									
69									
70									
71									
72									
73									
74									
75									
76									
77									
78									
79									
80									

**SC Germany Consumer 2020-1
Monthly Investor Report**

4. Concentration Limits



Calculation Date	12.12.2024			
Payment Date	16.12.2024			
Period No	49			
Monthly Period	Dec 2024			
Interest Period from	14.11.2024	to	16.12.2024	= 32 days
Collection Period from	01.11.2024	to	30.11.2024	

Portfolio Concentrations	Current Transaction Status			Amortising
	Minimum-Trigger	Maximum-Trigger	Current Value	Trigger Breach
Average Yield (applicable for Total Portfolio)	5,60%	-	-	
Borrower Exposure (applicable for Total Portfolio)	-	200.000,00 €	-	
WA Remaining Term		80,00	-	
		Maximum-Trigger	Current Value	Trigger Breach
Purchase Shortfall Event				
Period before previous period		180.000.000,00 €	-	
Previous period		180.000.000,00 €	-	
Current period		180.000.000,00 €	-	
Termination/Service Termination Event				no
Event of Default / Termination Event, as defined in the Interest Rate Swap				no
Sequential Payment Trigger Event				no
Cumulative Net Loss Ratio				
- until (and including) the Payment Date in Nov 2021		1,50%		no
- from the Payment Date in Dec 2021 until (and including) the Payment Date in Nov 2022		2,50%	3,43%	no
- from the Payment Date in Dec 2022 until (and including) the Payment Date in Nov 2023		3,50%		no
- from the Payment Date in Dec 2023 onwards		4,50%		no
Class G PDL fully debited		0,00 €	0,00 €	no
Aggregate Outstanding Portfolio Principal Amount is lower than 10 per cent. of the Aggregate Outstanding Portfolio Principal Amount of the Purchased Receivables on the Cut-Off Date	10,00%		21,65%	no
Tax Call Redemption date				
Regulatory Change Event Redemption Date				
Early Amortisation Event				
Cumulative Net Loss Ratio				
- prior to 31 October 2021		n/a	n/a	
Purchase Shortfall Event				
Termination Event or Service Termination Event				
Event of Default / Termination Event, as defined in the Interest Rate Swap				
Any debit of class G after application of funds in current period		n/a	n/a	

**SC Germany Consumer 2020-1
Monthly Investor Report**

Calculation Date	12.12.2024				
Payment Date	16.12.2024				
Period No	49				
Monthly Period	Dec 2024				
Interest Period from	14.11.2024	to	16.12.2024	=	32 days
Collection Period from	01.11.2024	to	30.11.2024		

5. Outstanding Notes



1. Note Balance	All notes	Class A	Class B	Class C	Class D	Class E	Class F	Class G
General Note Information								
ISIN Code		XS2239090785	XS2239091320	XS2239091593	XS2239091759	XS2239091833	XS2239091916	XS2239092138
Currency		EUR	EUR	EUR	EUR	EUR	EUR	EUR
Initial Tranching	in %	76,50%	5,25%	6,00%	4,50%	3,00%	2,50%	2,25%
Legal Maturity		Nov 2034	Nov 2034	Nov 2034	Nov 2034	Nov 2034	Nov 2034	Nov 2034
Expected Maturity		Sep 2025	Sep 2025	Sep 2025	Sep 2025	Sep 2025	Sep 2025	Dez 2023
Original Rating (Fitch / Moody's)		AAA (sf) / Aaa (sf)	AA (sf) / Aa1 (sf)	A (sf) / A3 (sf)	BBB (sf) / Baa2 (sf)	BB+ (sf) / Ba2 (sf)	BB (sf) / B2 (sf)	n.r. / n.r.
Current Rating (Fitch / Moody's)*		AAA (sf)/Aaa (sf)	AA+ (sf)/Aaa (sf)	AA (sf)/Aa2 (sf)	A+ (sf)/A2 (sf)	A (sf)/A3 (sf)	A- (sf)/Baa1 (sf)	n.r. / n.r.
Initial Notes Aggregate Principal Outstanding Balance	1.800.000.000 €	1.377.000.000,00 €	94.500.000,00 €	108.000.000,00 €	81.000.000,00 €	54.000.000,00 €	45.000.000,00 €	40.500.000,00 €
Initial Nominal per Note		100.000,00 €	100.000,00 €	100.000,00 €	100.000,00 €	100.000,00 €	100.000,00 €	100.000,00 €
Initial Number of Notes per Class		13.770	945	1.080	810	540	450	405
Current Note Information								
Class Principal Outstanding Balance Beginning of Period	366.472.179,00 €	286.804.314,00 €	19.682.649,00 €	22.494.456,00 €	16.870.842,00 €	11.247.228,00 €	9.372.690,00 €	- €
Replenishment	- €							
Amortisation	17.214.068,25 €							
Redemption per Class		13.471.879,50 €	924.540,75 €	1.056.618,00 €	792.463,50 €	528.309,00 €	440.257,50 €	- €
Redemption per Note		978,35 €	978,35 €	978,35 €	978,35 €	978,35 €	978,35 €	- €
Class Principal Outstanding Balance End of Period	349.258.110,75 €	273.332.434,50 €	18.758.108,25 €	21.437.838,00 €	16.078.378,50 €	10.718.919,00 €	8.932.432,50 €	- €
Current Tranching		78,3%	5,4%	6,1%	4,6%	3,1%	2,6%	0,0%
Current Pool Factor	0,19	0,20	0,20	0,20	0,20	0,20	0,20	0,00
2. Payments to Investors per Note								
	All notes	Class A	Class B	Class C	Class D	Class E	Class F	Class G
Interest Rate Basis: 1 M-Euribor / Fixed / Floating	3,088%	1mE+70bp	1mE+115bp	1mE+175bp	1mE+250bp	1mE+390bp	1mE+530bp	6,20%
DayCount Convention		act/360	act/360	act/360	act/360	act/360	act/360	act/360
Interest Days	30							
Principal Outstanding per Note Beginning of Period		20.828,20 €	20.828,20 €	20.828,20 €	20.828,20 €	20.828,20 €	20.828,20 €	- €
Class G only: Accrued Target Amortisation Amounts								- €
> Principal Repayment per Note		978,35 €	978,35 €	978,35 €	978,35 €	978,35 €	978,35 €	- €
Principal Outstanding per Note End of Period		19.849,85 €	19.849,85 €	19.849,85 €	19.849,85 €	19.849,85 €	19.849,85 €	- €
> Interest accrued for the period	-	965.690,10 €	74.144,70 €	96.735,60 €	83.802,60 €	69.865,20 €	69.885,00 €	- €
Interest Payment		965.690,10 €	74.144,70 €	96.735,60 €	83.802,60 €	69.865,20 €	69.885,00 €	- €
Interest Payment per Note		70,13 €	78,46 €	89,57 €	103,46 €	129,38 €	155,30 €	- €
3. Credit Enhancements								
		Class A	Class B	Class C	Class D	Class E	Class F	Class G
Initial total CE (Subordination, Reserve)		23,50%	18,25%	12,25%	7,75%	4,75%	2,25%	0,00%
Current CE		29,87%	25,06%	19,56%	15,43%	12,68%	10,39%	10,39%

* Last rating action as of 27.11.2024

**SC Germany Consumer 2020-1
Monthly Investor Report**

6. Original Principal Balance



Calculation Date	12.12.2024					
Payment Date	16.12.2024					
Period No	49					
Monthly Period	Dec 2024					
Interest Period	from	14.11.2024	to	16.12.2024	=	32 days
Collection Period	from	01.11.2024	to	30.11.2024		

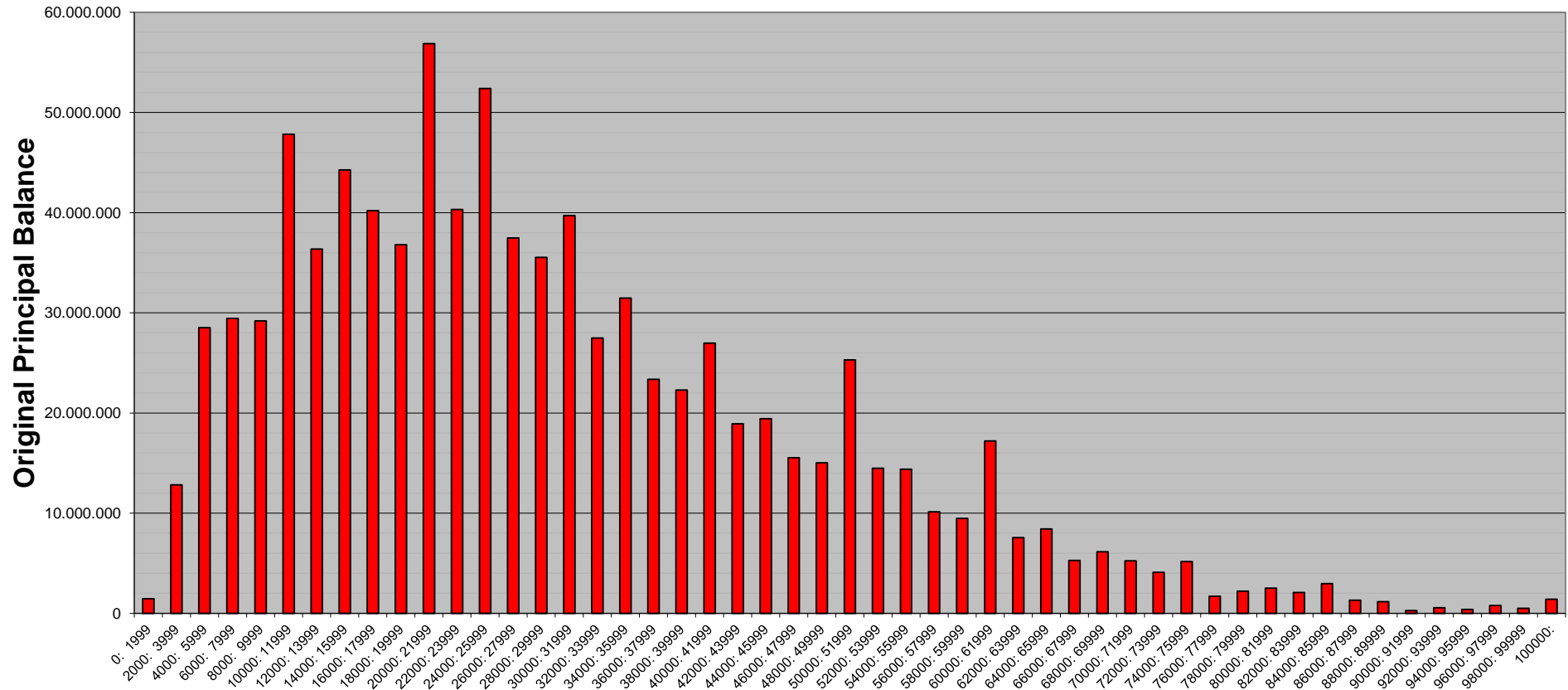
Original Principal Balance (Ranges in EUR)	Original Principal Balance in EUR	Percentage of Total Balance	Number of Loans	Percentage of Total Loans
0: 1999	1.469.921,86	0,16%	1.121	2,17%
2000: 3999	12.833.664,01	1,39%	4.338	8,41%
4000: 5999	28.525.018,76	3,10%	5.787	11,22%
6000: 7999	29.439.305,60	3,20%	4.314	8,36%
8000: 9999	29.185.285,99	3,17%	3.308	6,41%
10000: 11999	47.826.101,81	5,20%	4.482	8,69%
12000: 13999	36.367.556,45	3,95%	2.837	5,50%
14000: 15999	44.259.159,43	4,81%	2.958	5,73%
16000: 17999	40.206.252,96	4,37%	2.374	4,60%
18000: 19999	36.784.948,74	4,00%	1.950	3,78%
20000: 21999	56.864.233,48	6,18%	2.755	5,34%
22000: 23999	40.317.871,45	4,38%	1.759	3,41%
24000: 25999	52.385.059,63	5,69%	2.100	4,07%
26000: 27999	37.471.728,32	4,07%	1.392	2,70%
28000: 29999	35.537.473,21	3,86%	1.227	2,38%
30000: 31999	39.715.518,04	4,32%	1.295	2,51%
32000: 33999	27.479.818,38	2,99%	836	1,62%
34000: 35999	31.467.903,75	3,42%	900	1,74%
36000: 37999	23.353.826,83	2,54%	632	1,22%
38000: 39999	22.280.394,55	2,42%	572	1,11%
40000: 41999	26.980.906,65	2,93%	663	1,28%
42000: 43999	18.922.949,81	2,06%	441	0,85%
44000: 45999	19.431.080,57	2,11%	432	0,84%
46000: 47999	15.536.141,74	1,69%	331	0,64%
48000: 49999	15.032.522,12	1,63%	307	0,60%
50000: 51999	25.294.655,03	2,75%	501	0,97%
52000: 53999	14.477.581,74	1,57%	273	0,53%
54000: 55999	14.382.551,41	1,56%	262	0,51%
56000: 57999	10.127.599,39	1,10%	178	0,34%
58000: 59999	9.485.118,87	1,03%	161	0,31%
60000: 61999	17.206.558,02	1,87%	285	0,55%
62000: 63999	7.560.131,91	0,82%	120	0,23%
64000: 65999	8.428.508,90	0,92%	130	0,25%
66000: 67999	5.278.890,36	0,57%	79	0,15%
68000: 69999	6.139.878,55	0,67%	89	0,17%
70000: 71999	5.248.532,60	0,57%	74	0,14%
72000: 73999	4.090.679,38	0,44%	56	0,11%
74000: 75999	5.170.968,41	0,56%	69	0,13%
76000: 77999	1.696.584,85	0,18%	22	0,04%
78000: 79999	2.210.501,09	0,24%	28	0,05%
80000: 81999	2.511.981,95	0,27%	31	0,06%
82000: 83999	2.075.479,15	0,23%	25	0,05%
84000: 85999	2.969.594,42	0,32%	35	0,07%
86000: 87999	1.305.568,72	0,14%	15	0,03%
88000: 89999	1.155.171,63	0,13%	13	0,03%
90000: 91999	271.939,92	0,03%	3	0,01%
92000: 93999	556.845,49	0,06%	6	0,01%
94000: 95999	380.063,87	0,04%	4	0,01%
96000: 97999	776.798,88	0,08%	8	0,02%
98000: 99999	496.306,37	0,05%	5	0,01%
100000:	1.398.317,45	0,15%	13	0,03%
Total	920.371.552,50	100,00%	51.596	100,00%

Statistics in EUR	
Average Amount	17.838,04

**SC Germany Consumer 2020-1
Monthly Investor Report**

6.1 Original PB (Graph)

Calculation Date	12.12.2024		
Payment Date	16.12.2024		
Period No	49		
Monthly Period	Dec 2024		
Interest Period	from	14.11.2024	to 16.12.2024 = 32 days
Collection Period	from	01.11.2024	to 30.11.2024



**SC Germany Consumer 2020-1
Monthly Investor Report**

7. Current Principal Balance



Calculation Date	12.12.2024			
Payment Date	16.12.2024			
Period No	49			
Monthly Period	Dec 2024			
Interest Period	from	14.11.2024	to	16.12.2024 = 32 days
Collection Period	from	01.11.2024	to	30.11.2024

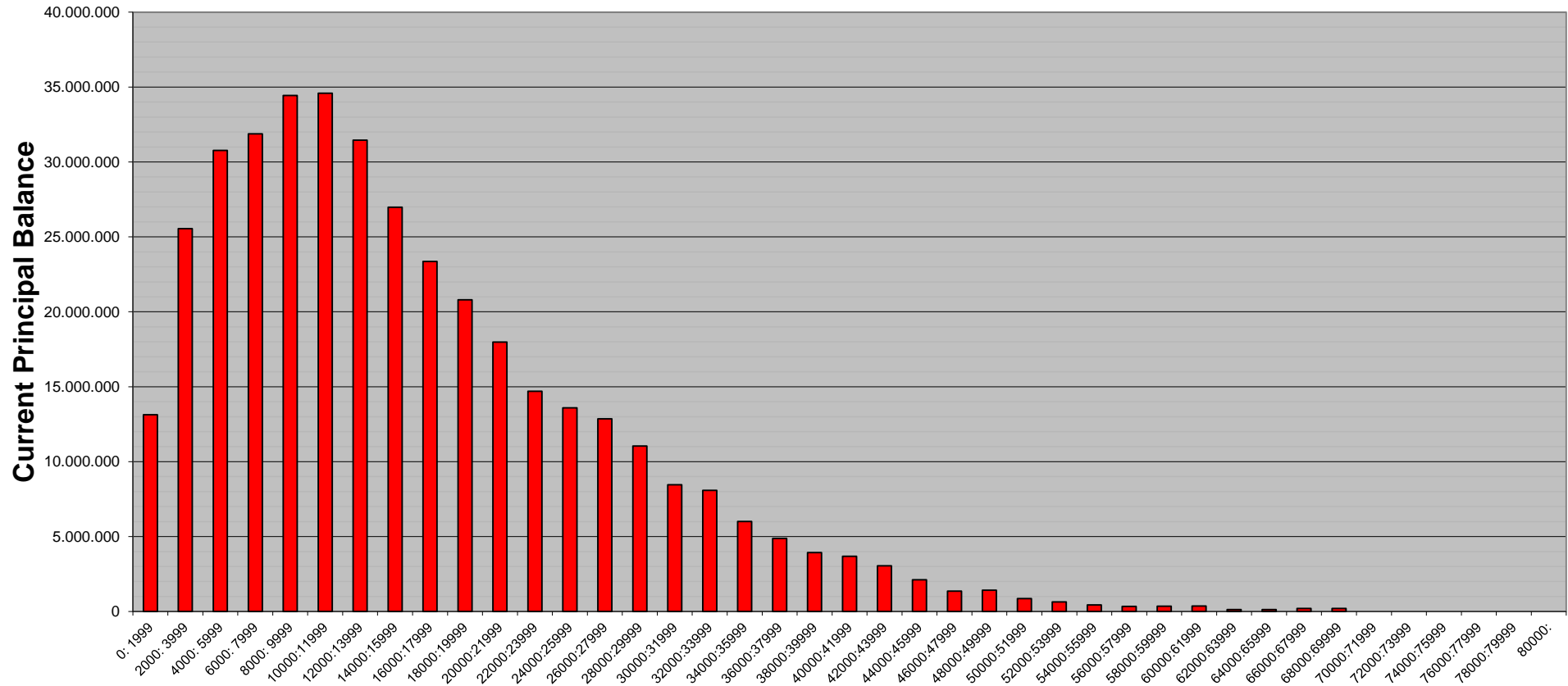
Current Principal Balance (Ranges in EUR)	Current Principal Balance in EUR	Percentage of Total Balance	Number of Loans	Percentage of Total Loans
0: 1999	13.135.696,59	3,37%	14.204	27,53%
2000: 3999	25.545.748,53	6,55%	8.748	16,95%
4000: 5999	30.765.339,43	7,89%	6.221	12,06%
6000: 7999	31.882.508,30	8,18%	4.570	8,86%
8000: 9999	34.440.997,69	8,84%	3.831	7,42%
10000:11999	34.581.142,47	8,87%	3.156	6,12%
12000:13999	31.456.478,32	8,07%	2.426	4,70%
14000:15999	26.977.176,86	6,92%	1.807	3,50%
16000:17999	23.366.574,37	6,00%	1.378	2,67%
18000:19999	20.800.554,85	5,34%	1.100	2,13%
20000:21999	17.984.228,75	4,61%	858	1,66%
22000:23999	14.694.867,16	3,77%	640	1,24%
24000:25999	13.585.596,26	3,49%	545	1,06%
26000:27999	12.863.034,51	3,30%	477	0,92%
28000:29999	11.045.832,28	2,83%	381	0,74%
30000:31999	8.451.105,69	2,17%	273	0,53%
32000:33999	8.082.336,87	2,07%	245	0,47%
34000:35999	6.008.727,75	1,54%	172	0,33%
36000:37999	4.871.791,22	1,25%	132	0,26%
38000:39999	3.929.123,86	1,01%	101	0,20%
40000:41999	3.683.770,89	0,95%	90	0,17%
42000:43999	3.047.350,79	0,78%	71	0,14%
44000:45999	2.114.850,53	0,54%	47	0,09%
46000:47999	1.360.580,00	0,35%	29	0,06%
48000:49999	1.418.983,20	0,36%	29	0,06%
50000:51999	865.302,26	0,22%	17	0,03%
52000:53999	635.291,08	0,16%	12	0,02%
54000:55999	437.530,32	0,11%	8	0,02%
56000:57999	342.136,45	0,09%	6	0,01%
58000:59999	353.592,55	0,09%	6	0,01%
60000:61999	366.873,02	0,09%	6	0,01%
62000:63999	125.455,94	0,03%	2	0,00%
64000:65999	129.990,50	0,03%	2	0,00%
66000:67999	199.825,20	0,05%	3	0,01%
68000:69999	207.586,01	0,05%	3	0,01%
70000:71999	0,00	0,00%	0	0,00%
72000:73999	0,00	0,00%	0	0,00%
74000:75999	0,00	0,00%	0	0,00%
76000:77999	0,00	0,00%	0	0,00%
78000:79999	0,00	0,00%	0	0,00%
80000:	0,00	0,00%	0	0,00%
Total	389.757.980,50	100,00%	51.596	100,00%

Statistics in EUR	
Average Amount	7.554,03

**SC Germany Consumer 2020-1
Monthly Investor Report**

7.1 Current PB (Graph)

Calculation Date	12.12.2024		
Payment Date	16.12.2024		
Period No	49		
Monthly Period	Dec 2024		
Interest Period	from	14.11.2024	to 16.12.2024 = 32 days
Collection Period	from	01.11.2024	to 30.11.2024



**SC Germany Consumer 2020-1
Monthly Investor Report**

8. Borrower Concentration



Calculation Date	12.12.2024	
Payment Date	16.12.2024	
Period No	49	
Monthly Period	Dec 2024	
Interest Period	from 14.11.2024	to 16.12.2024 = 32 days
Collection Period	from 01.11.2024	to 30.11.2024

No	Current Principal Balance in EUR	Percentage of Total Balance	Number of Loans
1	69.827,37	0,0179%	1
2	69.748,09	0,0179%	1
3	68.010,55	0,0174%	1
4	67.073,64	0,0172%	1
5	66.575,72	0,0171%	1
6	66.175,84	0,0170%	1
7	65.125,29	0,0167%	1
8	64.865,21	0,0166%	1
9	63.310,24	0,0162%	1
10	62.145,70	0,0159%	1
11	61.791,48	0,0159%	1
12	61.505,28	0,0158%	1
13	61.120,44	0,0157%	1
14	60.973,47	0,0156%	1
15	60.753,89	0,0156%	1
16	60.728,46	0,0156%	1
17	59.377,90	0,0152%	1
18	59.372,18	0,0152%	1
19	58.980,23	0,0151%	1
20	58.799,64	0,0151%	1
21	58.759,93	0,0151%	1
22	58.487,22	0,0150%	2
23	58.302,67	0,0150%	1
24	57.864,48	0,0148%	1
25	57.606,39	0,0148%	1
	1.557.281,31	0,3996%	26

**SC Germany Consumer 2020-1
Monthly Investor Report**

9. Geographical Distribution



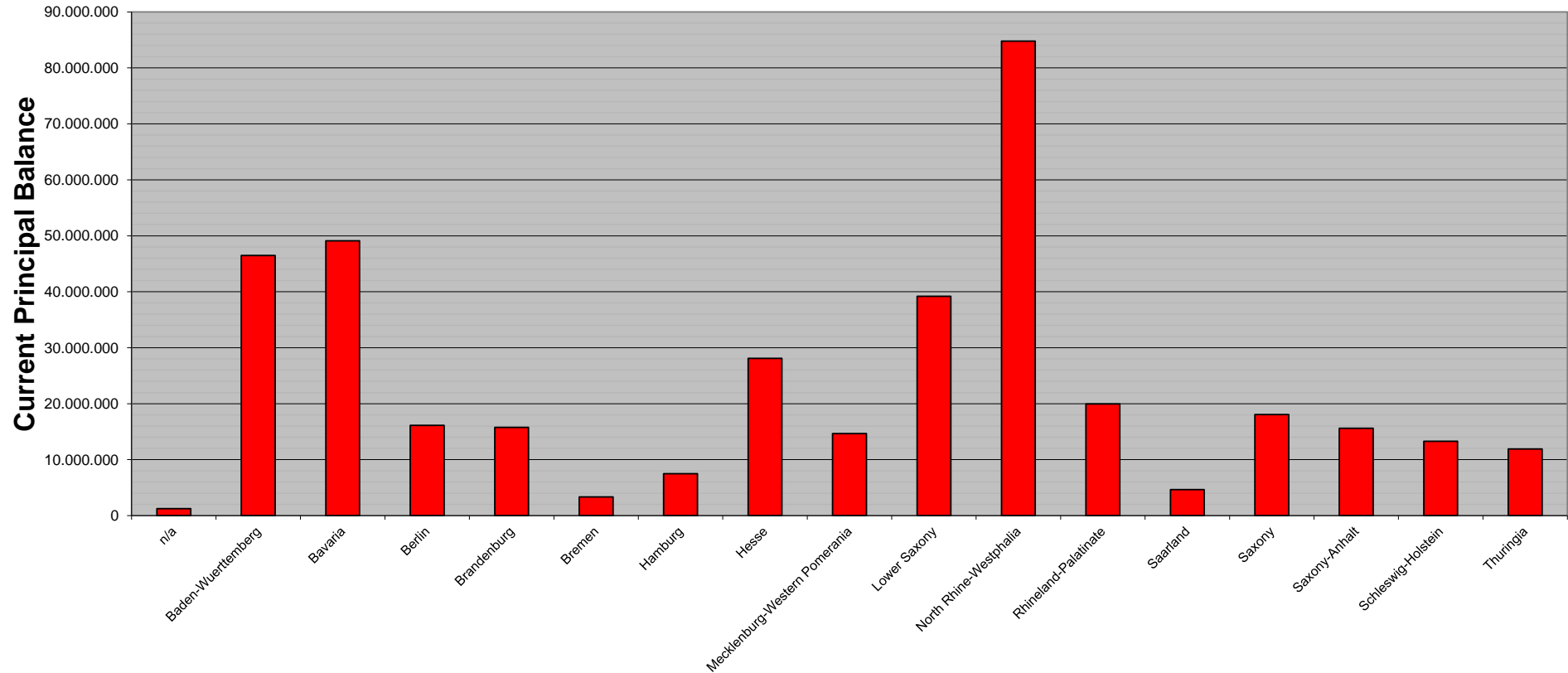
Calculation Date			12.12.2024		
Payment Date			16.12.2024		
Period No			49		
Monthly Period			Dec 2024		
Interest Period	from	14.11.2024	to	16.12.2024	= 32 days
Collection Period	from	01.11.2024	to	30.11.2024	

<i>State</i>	<i>Current Principal Balance in EUR</i>	<i>Percentage of Total Balance</i>	<i>Number of Loans</i>	<i>Percentage of Total Loans</i>
n/a	1.241.367,94	0,32%	141	0,27%
Baden-Wuerttemberg	46.495.102,64	11,93%	5.760	11,16%
Bavaria	49.105.501,16	12,60%	6.292	12,19%
Berlin	16.140.293,84	4,14%	2.141	4,15%
Brandenburg	15.759.043,13	4,04%	2.302	4,46%
Bremen	3.335.662,89	0,86%	445	0,86%
Hamburg	7.484.366,55	1,92%	978	1,90%
Hesse	28.087.470,27	7,21%	3.692	7,16%
Mecklenburg-Western Pomerania	14.646.572,47	3,76%	1.903	3,69%
Lower Saxony	39.199.913,90	10,06%	5.262	10,20%
North Rhine-Westphalia	84.778.878,65	21,75%	11.065	21,45%
Rhineland-Palatinate	19.962.678,99	5,12%	2.656	5,15%
Saarland	4.656.863,35	1,19%	648	1,26%
Saxony	18.064.983,28	4,63%	2.608	5,05%
Saxony-Anhalt	15.601.235,00	4,00%	2.154	4,17%
Schleswig-Holstein	13.278.939,76	3,41%	1.853	3,59%
Thuringia	11.919.106,68	3,06%	1.696	3,29%
Total	389.757.980,50	100,00%	51.596	100,00%

**SC Germany Consumer 2020-1
Monthly Investor Report**

9.1 Geographical Distribution (Graph)

Calculation Date	12.12.2024		
Payment Date	16.12.2024		
Period No	49		
Monthly Period	Dec 2024		
Interest Period	from	14.11.2024	to 16.12.2024 = 32 days
Collection Period	from	01.11.2024	to 30.11.2024



**SC Germany Consumer 2020-1
Monthly Investor Report**

10. Collateral



Calculation Date		12.12.2024			
Payment Date		16.12.2024			
Period No		49			
Monthly Period		Dec 2024			
Interest Period	from	14.11.2024	to	16.12.2024	= 32 days
Collection Period	from	01.11.2024	to	30.11.2024	

<i>Collateral</i>	<i>Current Principal Balance in EUR</i>	<i>Percentage of Total Balance</i>	<i>Number of Loans</i>	<i>Percentage of Total Loans</i>
secured	34.070.160,84	8,74%	2.565	4,97%
unsecured	355.687.819,66	91,26%	49.031	95,03%
Total	389.757.980,50	100,00%	51.596	100,00%

**SC Germany Consumer 2020-1
Monthly Investor Report**

11. Insurances



Calculation Date			12.12.2024		
Payment Date			16.12.2024		
Period No			49		
Monthly Period			Dec 2024		
Interest Period	from	14.11.2024	to	16.12.2024	= 32 days
Collection Period	from	01.11.2024	to	30.11.2024	

<i>Payment Protection Insurance</i>	<i>Current Principal Balance in EUR</i>	<i>Percentage of Total Balance</i>	<i>Number of Loans</i>	<i>Percentage of Total Loans</i>
No	148.642.334,05	38,14%	22.921	44,42%
Yes	241.115.646,45	61,86%	28.675	55,58%
Total	389.757.980,50	100,00%	51.596	100,00%

**SC Germany Consumer 2020-1
Monthly Investor Report**

12. Payment Methods



Calculation Date	12.12.2024			
Payment Date	16.12.2024			
Period No	49			
Monthly Period	Dec 2024			
Interest Period	from	14.11.2024	to	16.12.2024 = 32 days
Collection Period	from	01.11.2024	to	30.11.2024

<i>Payment Method</i>	<i>Current Principal Balance in EUR</i>	<i>Percentage of Total Balance</i>	<i>Number of Loans</i>	<i>Percentage of Total Loans</i>
Direct Debit	365.761.329,76	93,84%	48.746	94,48%
Other	23.996.650,74	6,16%	2.850	5,52%
Total	389.757.980,50	100,00%	51.596	100,00%

<i>Cycle of Payment</i>	<i>Current Principal Balance in EUR</i>	<i>Percentage of Total Balance</i>	<i>Number of Loans</i>	<i>Percentage of Total Loans</i>
15th of month	106.472.491,38	27,32%	13.749	26,65%
1st of month	283.285.489,12	72,68%	37.847	73,35%
Total	389.757.980,50	100,00%	51.596	100,00%

**SC Germany Consumer 2020-1
Monthly Investor Report**

13. Effective Interest Rate



Calculation Date	12.12.2024	
Payment Date	16.12.2024	
Period No	49	
Monthly Period	Dec 2024	
Interest Period	from 14.11.2024	to 16.12.2024 = 32 days
Collection Period	from 01.11.2024	to 30.11.2024

Yield Range *	Current Principal Balance in EUR	Percentage of Total Balance	Number of Loans	Percentage of Total Loans
0: 0	413.736,40	0,11%	378	0,73%
1: 1	3.359.137,27	0,86%	936	1,81%
2: 2	26.676.532,63	6,84%	3.904	7,57%
3: 3	47.091.843,82	12,08%	7.092	13,75%
4: 4	81.629.321,01	20,94%	11.841	22,95%
5: 5	82.017.016,48	21,04%	9.797	18,99%
6: 6	80.740.817,66	20,72%	8.414	16,31%
7: 7	46.454.691,46	11,92%	6.407	12,42%
8: 8	14.899.913,57	3,82%	1.855	3,60%
9: 9	5.221.138,46	1,34%	776	1,50%
10:10	964.567,95	0,25%	152	0,29%
11:11	220.783,40	0,06%	31	0,06%
12:12	62.418,93	0,02%	11	0,02%
13:	6.061,46	0,00%	2	0,00%
Total	389.757.980,50	100,00%	51.596	100,00%

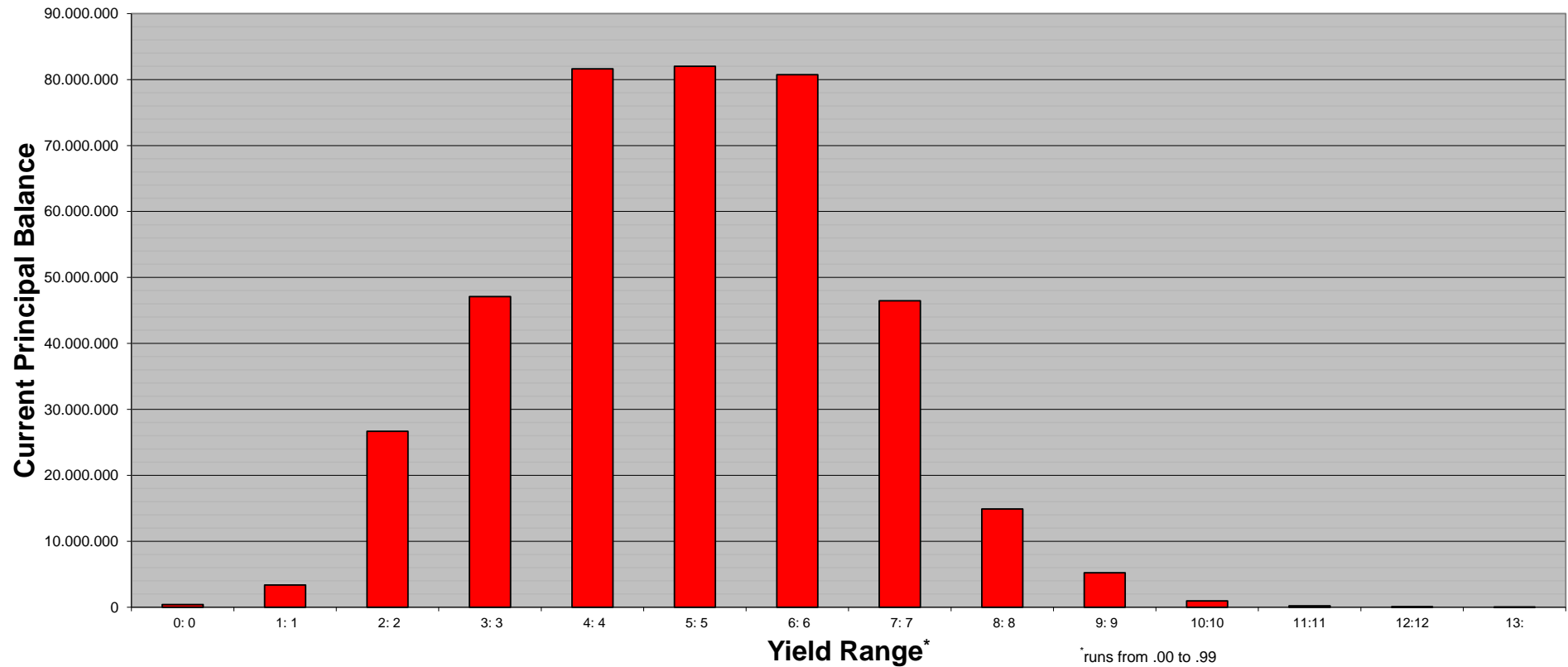
Statistics	in %
WA Interest	5,68%

* runs from .00 to .99

**SC Germany Consumer 2020-1
Monthly Investor Report**

13.1 Effective Interest Rate (Graph)

Calculation Date	12.12.2024	
Payment Date	16.12.2024	
Period No	49	
Monthly Period	Dec 2024	
Interest Period	from 14.11.2024	to 16.12.2024 = 32 days
Collection Period	from 01.11.2024	to 30.11.2024



**SC Germany Consumer 2020-1
Monthly Investor Report**

14. Seasoning



Calculation Date	12.12.2024	
Payment Date	16.12.2024	
Period No	49	
Monthly Period	Dec 2024	
Interest Period	from 14.11.2024	to 16.12.2024 = 32 days
Collection Period	from 01.11.2024	to 30.11.2024

Seasoning in Months	Current Principal Balance in EUR	Percentage of Total Balance	Number of Loans	Percentage of Total Loans
0: 2	0,00	0,00%	0	0,00%
3: 5	0,00	0,00%	0	0,00%
6: 8	0,00	0,00%	0	0,00%
9:11	0,00	0,00%	0	0,00%
12:14	0,00	0,00%	0	0,00%
15:17	0,00	0,00%	0	0,00%
18:20	0,00	0,00%	0	0,00%
21:23	0,00	0,00%	0	0,00%
24:26	0,00	0,00%	0	0,00%
27:29	0,00	0,00%	0	0,00%
30:32	0,00	0,00%	0	0,00%
33:35	0,00	0,00%	0	0,00%
36:38	98.937,90	0,03%	11	0,02%
39:41	18.278.330,09	4,69%	1.750	3,39%
42:44	38.334.769,82	9,84%	3.927	7,61%
45:47	42.167.208,59	10,82%	4.672	9,05%
48:50	59.049.047,52	15,15%	6.955	13,48%
51:53	78.276.098,56	20,08%	10.218	19,80%
54:56	53.504.836,09	13,73%	7.487	14,51%
57:59	45.901.727,99	11,78%	7.414	14,37%
60:62	34.433.414,02	8,83%	5.437	10,54%
63:65	4.245.184,23	1,09%	604	1,17%
66:68	5.536.929,36	1,42%	869	1,68%
69:71	5.659.979,79	1,45%	1.098	2,13%
72:74	2.892.475,28	0,74%	648	1,26%
75:77	618.891,39	0,16%	164	0,32%
78:80	326.123,80	0,08%	120	0,23%
81:	434.026,07	0,11%	222	0,43%
Total	389.757.980,50	100,00%	51.596	100,00%

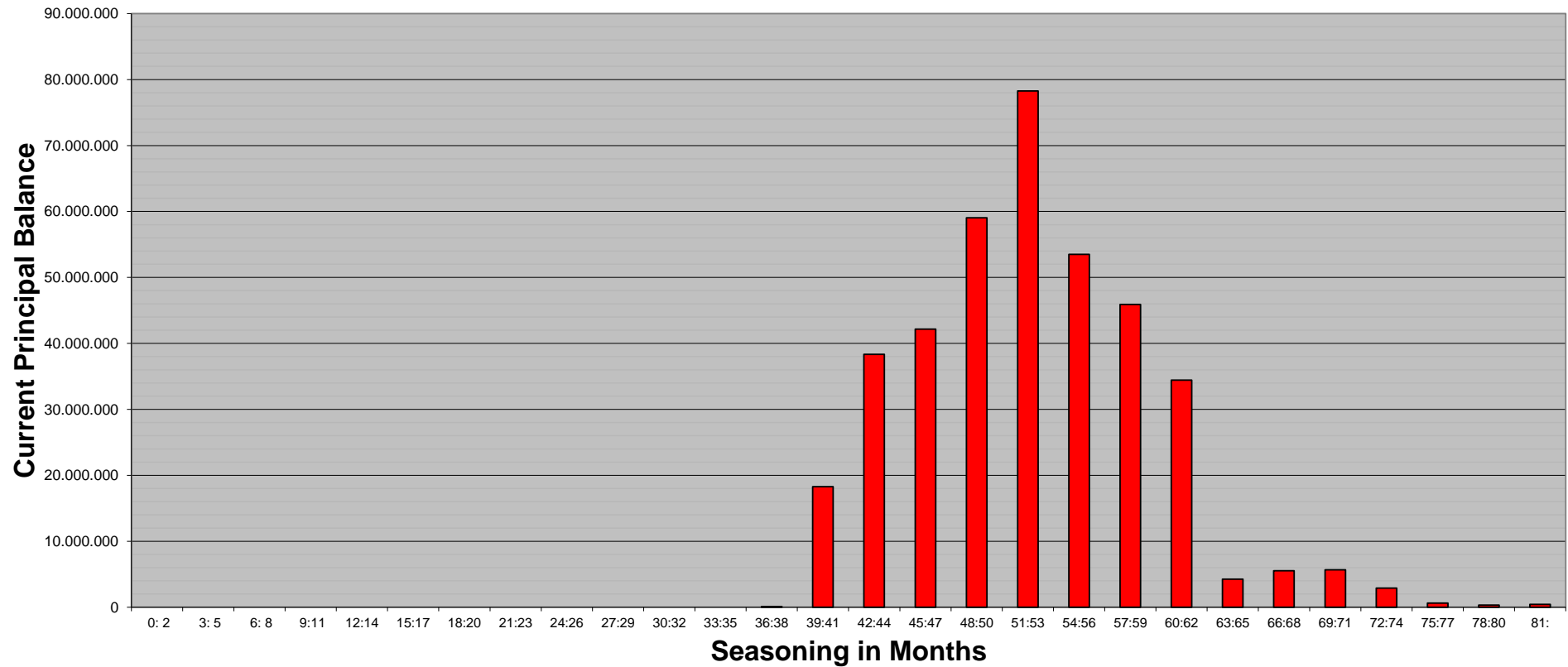
Statistics

WA Seasoning	52,20
--------------	-------

**SC Germany Consumer 2020-1
Monthly Investor Report**

14.1 Seasoning (Graph)

Calculation Date	12.12.2024	
Payment Date	16.12.2024	
Period No	49	
Monthly Period	Dec 2024	
Interest Period	from 14.11.2024	to 16.12.2024 = 32 days
Collection Period	from 01.11.2024	to 30.11.2024



**SC Germany Consumer 2020-1
Monthly Investor Report**

15. Remaining Term



Calculation Date			12.12.2024		
Payment Date			16.12.2024		
Period No			49		
Monthly Period			Dec 2024		
Interest Period	from	14.11.2024	to	16.12.2024	= 32 days
Collection Period	from	01.11.2024	to	30.11.2024	

Remaining Term in Months	Current Principal Balance in EUR	Percentage of Total Balance	Number of Loans	Percentage of Total Loans
0: 6	3.693.805,95	0,95%	5.541	10,74%
7: 13	11.480.807,92	2,95%	5.401	10,47%
14: 20	18.701.279,04	4,80%	4.762	9,23%
21: 27	29.436.721,61	7,55%	5.406	10,48%
28: 34	45.747.986,62	11,74%	6.757	13,10%
35: 41	81.915.376,45	21,02%	8.929	17,31%
42: 48	100.213.375,80	25,71%	8.558	16,59%
49: 55	69.737.534,31	17,89%	4.782	9,27%
56: 62	23.623.725,66	6,06%	1.238	2,40%
63: 69	3.498.655,79	0,90%	154	0,30%
70: 76	740.772,23	0,19%	30	0,06%
77: 83	420.161,20	0,11%	14	0,03%
84: 90	210.967,00	0,05%	10	0,02%
91: 97	128.120,14	0,03%	6	0,01%
98:	208.690,78	0,05%	8	0,02%
Total	389.757.980,50	100,00%	51.596	100,00%

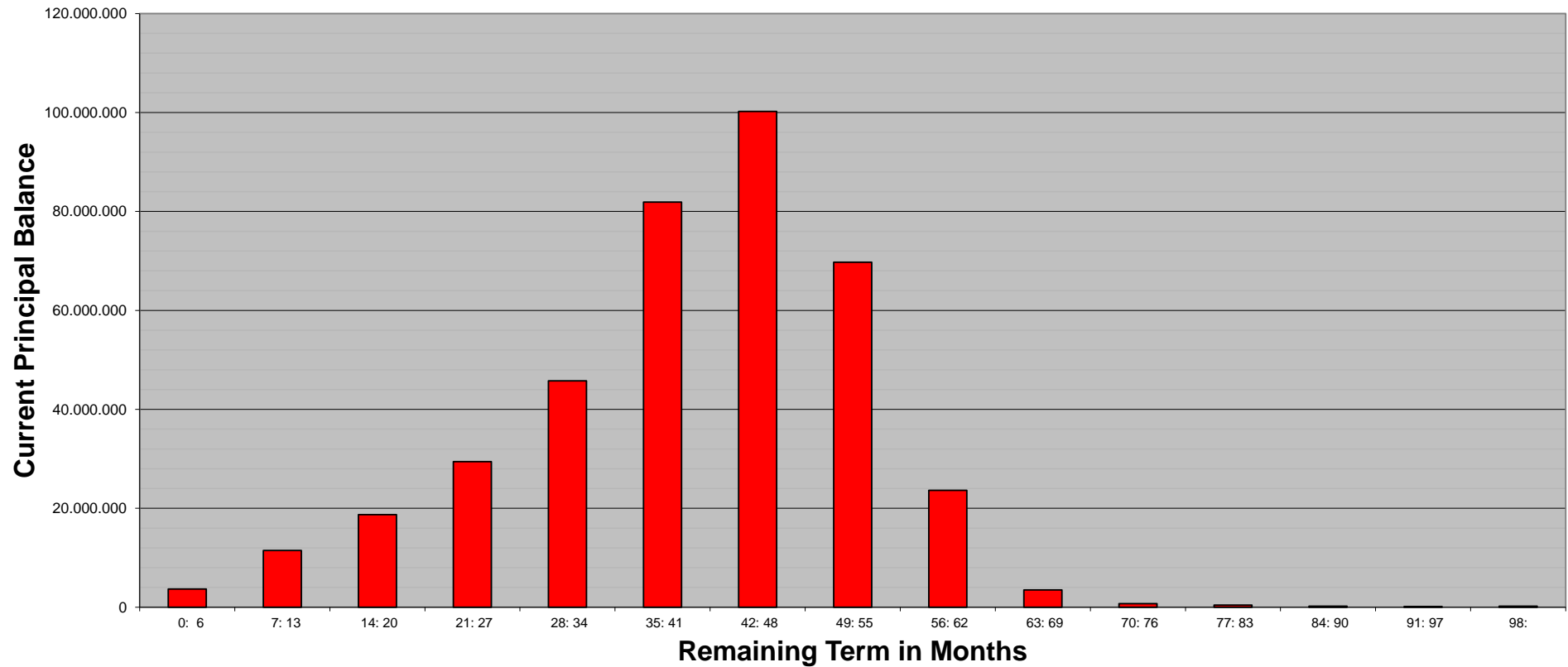
Statistics

WA Remaining Term	40,01
-------------------	-------

**SC Germany Consumer 2020-1
Monthly Investor Report**

15.1 Remaining Term (Graph)

Calculation Date	12.12.2024	
Payment Date	16.12.2024	
Period No	49	
Monthly Period	Dec 2024	
Interest Period	from 14.11.2024	to 16.12.2024 = 32 days
Collection Period	from 01.11.2024	to 30.11.2024



**SC Germany Consumer 2020-1
Monthly Investor Report**

16. Original Term



Calculation Date			12.12.2024		
Payment Date			16.12.2024		
Period No			49		
Monthly Period			Dec 2024		
Interest Period	from	14.11.2024	to	16.12.2024	= 32 days
Collection Period	from	01.11.2024	to	30.11.2024	

<i>Original Term in Months</i>	<i>Current Principal Balance in EUR</i>	<i>Percentage of Total Balance</i>	<i>Number of Loans</i>	<i>Percentage of Total Loans</i>
0: 13	-15.386,09	0,00%	18	0,03%
14: 20	-40.049,22	-0,01%	26	0,05%
21: 27	-7.426,91	0,00%	24	0,05%
28: 34	-12.916,42	0,00%	16	0,03%
35: 41	14.593,80	0,00%	35	0,07%
42: 48	83.677,28	0,02%	181	0,35%
49: 55	1.775.209,19	0,46%	2.018	3,91%
56: 62	11.629.574,64	2,98%	7.111	13,78%
63: 69	5.369.855,81	1,38%	1.688	3,27%
70: 76	26.145.986,05	6,71%	6.025	11,68%
77: 83	10.739.487,94	2,76%	1.464	2,84%
84: 90	75.367.630,84	19,34%	11.603	22,49%
91: 97	117.462.024,93	30,14%	10.713	20,76%
98:104	123.260.209,05	31,62%	9.798	18,99%
105:111	13.296.501,54	3,41%	677	1,31%
112:	4.689.008,07	1,20%	199	0,39%
Total	389.757.980,50	100,00%	51.596	100,00%

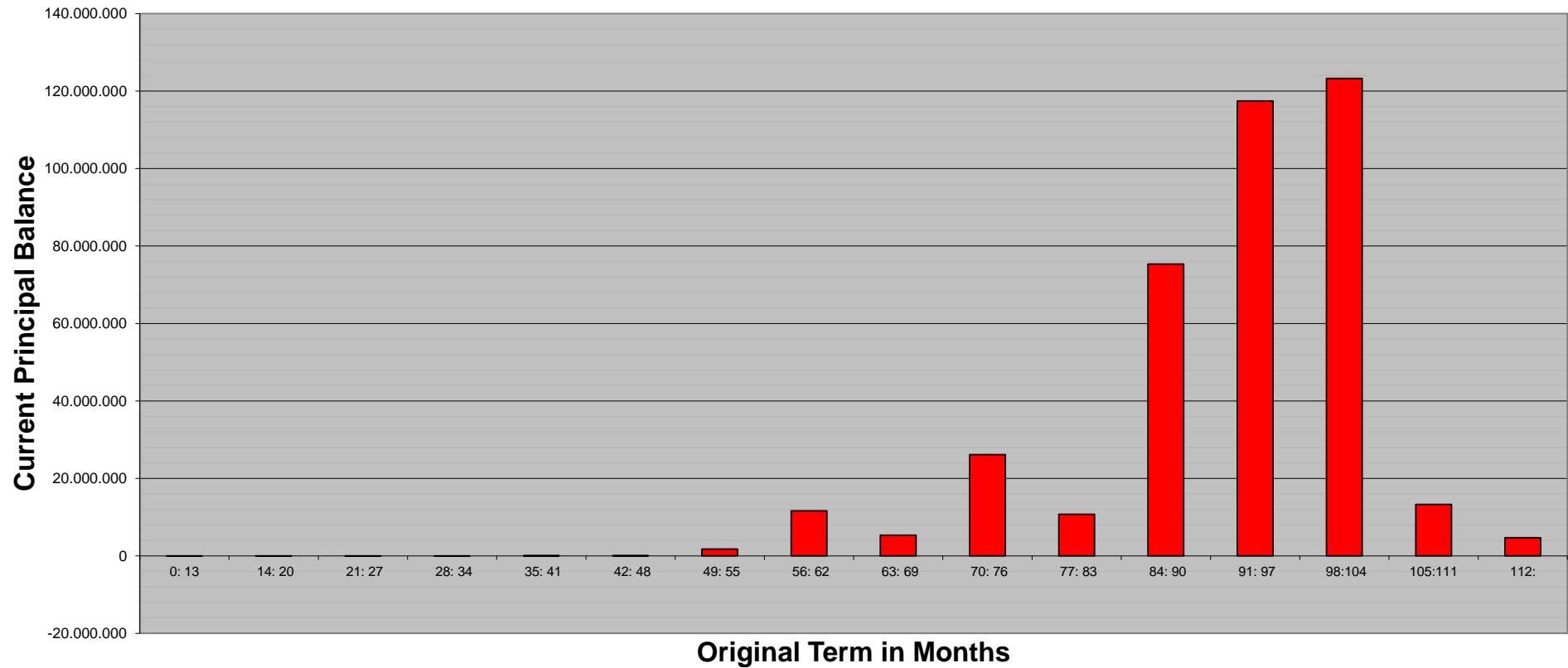
Statistics

WA Original Term	92,22
------------------	-------

**SC Germany Consumer 2020-1
Monthly Investor Report**

16.1 Original Term (Graph)

Calculation Date	12.12.2024	
Payment Date	16.12.2024	
Period No	49	
Monthly Period	Dec 2024	
Interest Period	from 14.11.2024	to 16.12.2024 = 32 days
Collection Period	from 01.11.2024	to 30.11.2024



**SC Germany Consumer 2020-1
Monthly Investor Report**

17. Loan Concentration

Calculation Date	12.12.2024	
Payment Date	16.12.2024	
Period No	49	
Monthly Period	Dec 2024	
Interest Period	from 14.11.2024	to 16.12.2024 = 32 days
Collection Period	from 01.11.2024	to 30.11.2024



<i>Loan Concentration</i>	<i>Current Principal Balance in EUR</i>	<i>Percentage of Total Balance</i>	<i>Number of Loans</i>	<i>Percentage of Total Loans</i>	<i>Number of Debtors</i>	<i>Percentage of Total Debtors</i>
1: 1	380.318.357,21	97,58%	48.710	94,41%	48.710	97,63%
2: 2	7.700.549,91	1,98%	1.868	3,62%	934	1,87%
3: 3	954.786,81	0,24%	432	0,84%	144	0,29%
4: 4	358.181,71	0,09%	224	0,43%	56	0,11%
5: 5	107.962,60	0,03%	90	0,17%	18	0,04%
6: 6	81.683,44	0,02%	54	0,10%	9	0,02%
7:	236.458,82	0,06%	218	0,42%	24	0,05%
Total	389.757.980,50	100,00%	51.596	100,00%	49.895	100,00%

**SC Germany Consumer 2020-1
Monthly Investor Report**

18. Amortisation Profile



Calculation Date	12.12.2024					
Payment Date	16.12.2024					
Period No	49					
Monthly Period	Dec 2024					
Interest Period	from	14.11.2024	to	16.12.2024	=	32 days
Collection Period	from	01.11.2024	to	30.11.2024		

Amortisation profile

Collection Period	Outstanding Volume	Collection Period	Outstanding Volume
1	389.757.980,50 €	51	8.082.404,05 €
2	378.404.306,49 €	52	6.570.300,50 €
3	367.215.512,03 €	53	5.234.453,67 €
4	356.147.008,08 €	54	4.111.661,85 €
5	345.183.642,37 €	55	3.217.051,04 €
6	334.349.616,94 €	56	2.506.817,58 €
7	323.644.339,77 €	57	1.960.415,15 €
8	313.058.576,62 €	58	1.551.095,29 €
9	302.584.945,23 €	59	1.258.309,94 €
10	292.235.088,13 €	60	1.049.438,58 €
11	281.999.985,96 €	61	883.569,40 €
12	271.884.019,67 €	62	752.012,44 €
13	261.861.723,02 €	63	642.798,80 €
14	251.979.696,83 €	64	556.602,59 €
15	242.229.432,02 €	65	486.767,02 €
16	232.608.950,48 €	66	428.260,65 €
17	223.096.973,36 €	67	380.439,71 €
18	213.717.652,63 €	68	341.393,87 €
19	204.460.285,08 €	69	305.660,98 €
20	195.316.000,71 €	70	277.158,11 €
21	186.286.185,08 €	71	252.538,08 €
22	177.377.021,78 €	72	231.618,28 €
23	168.586.569,35 €	73	212.917,83 €
24	159.912.341,98 €	74	195.116,70 €
25	151.336.686,31 €	75	178.747,33 €
26	142.932.463,06 €	76	163.992,42 €
27	134.736.291,87 €	77	149.694,88 €
28	126.705.367,45 €	78	136.673,56 €
29	118.806.074,76 €	79	124.462,43 €
30	111.112.407,40 €	80	112.433,29 €
31	103.614.898,85 €	81	101.622,72 €
32	96.323.564,57 €	82	93.868,96 €
33	89.207.131,65 €	83	86.075,42 €
34	82.264.163,86 €	84	79.165,32 €
35	75.517.144,01 €	85	72.219,48 €
36	68.966.239,10 €	86	65.431,59 €
37	62.581.335,09 €	87	59.511,15 €
38	56.542.040,53 €	88	54.267,39 €
39	50.843.782,41 €	89	48.996,35 €
40	45.449.107,82 €	90	44.001,86 €
41	40.317.885,88 €	91	39.342,93 €
42	35.538.118,57 €	92	35.201,50 €
43	31.143.780,45 €	93	31.845,91 €
44	27.065.484,15 €	94	28.908,91 €
45	23.295.790,61 €	95	26.407,32 €
46	19.865.393,04 €	96	23.893,34 €
47	16.821.804,20 €	97	21.366,91 €
48	14.168.005,91 €	98	18.907,92 €
49	11.837.083,04 €	99	16.436,61 €
50	9.812.797,12 €	100	14.124,18 €

SC Germany Consumer 2020-1
Monthly Investor Report

Calculation Date	12.12.2024				
Payment Date	16.12.2024				
Period No	49				
Monthly Period	Dec 2024				
Interest Period	from	14.11.2024	to	16.12.2024	= 32 days
Collection Period	from	01.11.2024	to	30.11.2024	

19. Priority of Payments + Transaction Costs



Pre-Enforcement Available Interest Amount

Interest Collections	+	1.813.958,40 €
Other Interest Payments by the Seller to the Issuer	+	- €
Recoveries	+	2.663.051,43 €
Interest on Transaction and Purchase Shortfall Account	+	- €
After the Commingling Reserve related to interest payments after such event	+	- €
Amounts on the Liquidity Reserve Account	+	6.000.000,00 €
Amounts received by the Interest Rate Swap counterparty	+	1.191.930,40 €
Principal Amount borrowed to cover interest shortfall (Senior Expense Deficit)	+	- €
Other Amounts paid to the Issuer	+	- €
Available Interest Amount	=	11.668.940,23 €

Pre-Enforcement Available Principal Amount

Principal Collections (including Deemed Collections)	+	15.849.303,80 €
other principal amount paid by the Seller to the Issuer	+	- €
Final Repurchase Price	+	- €
Amounts standing to the credit of the Commingling Reserve Account	+	- €
Amounts standing to the credit of the Set-Off Reserve Account	+	- €
Purchase Shortfall Amount	+	105,31 €
Mezzanine Loan Disbursement Amount paid by the Originator to the Issuer	+	- €
Principal Deficiency Sub-Ledger	+	1.364.789,39 €
Rounding Differences from previous period	+	- €
Available Principal Amount	=	17.214.198,50 €

Pre-Enforcement Interest Priority of Payments

Available Interest Amount	11.668.940,23 €
Senior Expenses and Taxes	- 17.179,67 €
Swap Interest Payment other than subordinated Payments	- - €
Interest on Class A Notes	- 965.690,10 €
Interest on Class B (if Most Senior Note or Class B PDL < 25%)	- 74.144,70 €
Interest on Class C (if Most Senior Note or Class C PDL < 25%)	- 96.735,60 €
Interest on Class D (if Most Senior Note or Class D PDL < 25%)	- 83.802,60 €
Interest on Class E (if Most Senior Note or Class E PDL < 25%)	- 69.865,20 €
Interest on Class F (if Most Senior Note or Class F PDL < 25%)	- 69.885,00 €
Required Liquidity Reserve Amount Replenishment	- 6.000.000,00 €
Liquidity Reserve Reduction Amount	- - €
Crediting the PDLs until cleared	- 1.364.789,39 €
Interest Class B (if not paid above)	- - €
Interest Class C (if not paid above)	- - €
Interest Class D (if not paid above)	- - €
Interest Class E (if not paid above)	- - €
Interest Class F (if not paid above)	- - €
Interest Class G	- - €
Mezzanine Loan Interest	- - €
Subordinated Swap Amounts (if applicable)	- - €
Fees for Commingling Reserve Account and Set-Off Reserve Account	- - €
Interest on Liquidity Reserve Loan	- - €
Principal on Liquidity Reserve Loan	- - €
Target Amortisation of Class G (including previously accrued)	- - €
Remaining Amount to the Seller	2.926.847,97 €

Pre-Enforcement Principal Priority of Payments

Available Principal Amount	17.214.198,50 €
Senior Expense Deficit	- - €
Net Note Available Principal Proceeds	= 17.214.198,50 €
Replenishment	- - €
Purchase Shortfall Amount	- 130,25 €
Prior to Sequential Payment Trigger Event: Class A Pro Rata- Principal Payment Amount	- 13.471.879,50 €
Prior to Sequential Payment Trigger Event: Class B Pro Rata- Principal Payment Amount	- 924.540,75 €
Prior to Sequential Payment Trigger Event: Class C Pro Rata- Principal Payment Amount	- 1.056.618,00 €
Prior to Sequential Payment Trigger Event: Class D Pro Rata- Principal Payment Amount	- 792.463,50 €
Prior to Sequential Payment Trigger Event: Class E Pro Rata- Principal Payment Amount	- 528.309,00 €
Prior to Sequential Payment Trigger Event: Class F Pro Rata- Principal Payment Amount	- 440.257,50 €
On or after to Sequential Payment Trigger Event: Redemption Class A	- - €
Full Redemption Class B - G (after Regulatory Change Event)	- - €
On or after to Sequential Payment Trigger Event: Redemption Class B	- - €
On or after to Sequential Payment Trigger Event: Redemption Class C	- - €
On or after to Sequential Payment Trigger Event: Redemption Class D	- - €
On or after to Sequential Payment Trigger Event: Redemption Class E	- - €
On or after to Sequential Payment Trigger Event: Redemption Class F	- - €
Redemption Class G Notes	- - €
Mezzanine Loan Principal	- - €
Transaction Account Remaining Amount	- - €

Transaction Costs

	All notes	Class A	Class B	Class C	Class D	Class E	Class F	Class G	Liquidity Reserve Loan
Senior Expenses	17.179,67 €								
Interest accrued for the Period	1.360.123,20 €	965.690,10 €	74.144,70 €	96.735,60 €	83.802,60 €	69.865,20 €	69.885,00 €	- €	- €
Cumulative Interest accrued	81.334.023,71 €	46.714.725,00 €	4.300.080,75 €	6.581.703,60 €	6.499.350,90 €	6.278.088,60 €	6.852.730,50 €	4.103.682,75 €	3.661,61 €
Interest Payments	1.360.123,20 €	965.690,10 €	74.144,70 €	96.735,60 €	83.802,60 €	69.865,20 €	69.885,00 €	- €	- €
Cumulative Interest Payments	81.334.023,71 €	46.714.725,00 €	4.300.080,75 €	6.581.703,60 €	6.499.350,90 €	6.278.088,60 €	6.852.730,50 €	4.103.682,75 €	3.661,61 €
Unpaid Interest for the Period	- €	- €	- €	- €	- €	- €	- €	- €	- €
Cumulative Unpaid Interest	- €	- €	- €	- €	- €	- €	- €	- €	- €
Liquidity Reserve Loan only: Outstanding Amount	- €	- €	- €	- €	- €	- €	- €	- €	- €

**SC Germany Consumer 2020-1
Monthly Investor Report**

20. Retention



Calculation Date	12.12.2024				
Payment Date	16.12.2024				
Period No	49				
Monthly Period	Dec 2024				
Interest Period	from	14.11.2024	to	16.12.2024	= 32 days
Collection Period	from	01.11.2024	to	30.11.2024	

For the purposes of compliance with the requirements of Article 6(3)(c) of the Securitisation Regulation, the Seller will retain, in its capacity as originator within the meaning of the Securitisation Regulation, on an ongoing basis for the life of the transaction, such net economic interest through an interest in randomly selected exposures.

Amount of randomly Selected Exposures 18.021.326,74 €

**SC Germany Consumer 2020-1
Monthly Investor Report**

21. Counterparties



Calculation Date	12.12.2024				
Payment Date	16.12.2024				
Period No	49				
Monthly Period	Dec 2024				
Interest Period	from	14.11.2024	to	16.12.2024	= 32 days
Collection Period	from	01.11.2024	to	30.11.2024	

Joint Lead Managers:

Banco Santander S.A.
Paseo de Pareda 9-12
39004 Santander
Spain

Société Générale S.A.
29 Boulevard Haussmann
75009 Paris
France

Merrill Lynch International
2 King Edward Street
London EC1A 1 HQ
United Kingdom

Luxembourg Listing Agent and Local Agent:

Banque Internationale à Luxembourg S.A.
69, Route d'Esch
L-2953 Luxembourg

**Principal Paying Agent,
Account Bank and Interest Determination Agent:**

Elavon Financial Services DAC
Block E, Cherrywood Business Park
Loughlinstown, Dublin
Republic of Ireland

E-mail: mbs.erg.london@usbank.com

Cash Administrator and Calculation Agent:

U.S. Bank Global Corporate Trust Limited
125 Old Broad Street
London, EC2N 1AR
United Kingdom

Transaction Security Trustee:

Circumference FS (Netherlands) B.V.
Barbara Strozziilaan 101
1083HN Amsterdam
the Netherlands

Data Trustee:

Circumference FS (UK) Limited
14 Devonshire Square
EC2M 4YT London
United Kingdom

Interest Swap Counterparty:

DZ Bank AG
Platz der Republik
60265 Frankfurt am Main
Germany

Fitch			Moody's			Counterparty status
Long Term	Short Term	Outlook	Long Term	Short Term	Outlook	
A-	F2	STABLE	A2	P-1	POS	performing
A-	F1	STABLE	A1	P-1	NEG	performing
AA	F1+	STABLE	-	-	-	performing
-	-	-	A2	P-1	STABLE	performing
A+	F1	STABLE	-	P-1	NEG	performing
-	-	-	-	-	-	performing
-	-	-	-	-	-	performing
-	-	-	-	-	-	performing
AA-	F1+	STABLE	Aa2	P-1	STABLE	performing

Rating Agencies:

Fitch Ratings Ireland Limited
39/40 Mount Street Upper
Dublin 2, D02PR89
Ireland

Moody's Investors Service España, S.A.
Calle Principe De Vergara
131 6 Planta
Madrid, 28002
Spain

Ratings as of 30.11.2024, data source: Bloomberg

**SC Germany Consumer 2020-1
Monthly Investor Report**

22. Issuer Information



Calculation Date		12.12.2024				
Payment Date		16.12.2024				
Period No		49				
Monthly Period		Dec 2024				
Interest Period	from	14.11.2024	to	16.12.2024	=	32 days
Collection Period	from	01.11.2024	to	30.11.2024		

Deal Name:

SC Germany Consumer 2020-1

Issuer:

SC GERMANY S.A., COMPARTMENT CONSUMER 2020-1

The Managing Directors
22-24 Boulevard Royal
L-2449 Luxembourg,
Grand Duchy of Luxembourg

LEI:

54930010DV9V1WKUO071

Seller of the Receivables:

Santander Consumer Bank AG

Servicer Name:

Santander Consumer Bank AG

Reporting Entity:

Santander Consumer Bank AG

Capital Markets
Santander-Platz 1
41061 Mönchengladbach
Germany
eMail abs_ger@santander.de
fax +49 (0) 2161 690 7077

SPV-Administrator:

Circumference FS (Luxembourg) S.A.

22-24 Boulevard Royal
L-2449 Luxembourg,
Grand Duchy of Luxembourg

**SC Germany Consumer 2020-1
Monthly Investor Report**

23. Swap Counterparty Data



Calculation Date	12.12.2024				
Payment Date	16.12.2024				
Period No	49				
Monthly Period	Dec 2024				
Interest Period	from	14.11.2024	to	16.12.2024	= 32 days
Collection Period	from	01.11.2024	to	30.11.2024	

Swap Counterparty

Swap Counterparty DZ Bank AG
Swap Rating Trigger Breach no

Rating Trigger & Current Ratings	Consequenses	Fitch			Moody's			Trigger breach
		Long Term or Derivative Counterparty Rating	Short Term	Outlook	Long Term (CRA)	Short Term	Outlook	
1st Rating Trigger	Collateral, Guarantee or Replacement	A	F1		A3			no
2nd Rating Trigger	Replacement	BBB-	F3		Baa1			no
Current Counterparty Ratings		AA(dcr)	F1+	STABLE	Aa2(cr)	P-1	STABLE	

Current Swap Data

Swap Type Fixed Floating Interest Rate Swap
Notional Amount 366.472.179,00 €
Fixed Rate -0,5710%
Floating Rate (Euribor) 3,0880%
Net Swap Payments -1.191.930,40 €
Notional Amount next period 349.258.110,75 €

Swap Counterparty Details

DZ Bank AG
Kapitalmärkte Handel / ABS-Emissionen
Platz der Republik
60265 Frankfurt am Main
Germany
Email: structured.products@dzbank.de

Counterparty Replacement

Old Counterparty DZ Bank AG
Current Counterparty DZ Bank AG

Swap Collateral

Beginning of Period - €
Cash Outflow - €
Cash Inflow - €
End of Period - €

Ratings as of 30.11.2024, data source: Bloomberg

In case of Fitch, only one required rating must be held

**SC Germany Consumer 2020-1
Monthly Investor Report**

24. Santander Consumer Bank



Calculation Date			12.12.2024		
Payment Date			16.12.2024		
Period No			49		
Monthly Period			Dec 2024		
Interest Period	from	14.11.2024	to	16.12.2024	= 32 days
Collection Period	from	01.11.2024	to	30.11.2024	

Contact Details

Team ABS

abs_ger@santander.de

Ratings Santander

Banco Santander S.A.

Santander Consumer Finance S.A.

Santander Consumer Bank AG

Fitch			Moody's		
Long Term	Short Term	Outlook	Long Term	Short Term	Outlook
A	F1	STABLE	A3(cr)	P-2(cr)	POS
A	F1	STABLE	A3(cr)	P-2(cr)	POS
A-	F2	STABLE	A1(cr)	P-1(cr)	STABLE

Ratings as of 30.11.2024, data source: Bloomberg

**SC Germany Consumer 2020-1
Monthly Investor Report**

25. Glossary



Calculation Date		12.12.2024					
Payment Date		16.12.2024					
Period No		49					
Monthly Period		Dec 2024					
Interest Period	from	14.11.2024	to	16.12.2024	=	32 days	
Collection Period	from	01.11.2024	to	30.11.2024			

Aggregate Outstanding Principal Amount:

Shall mean in respect of all Purchased Receivables at any time, the aggregate of the Outstanding Principal Amounts of all Purchased Receivables which, as of such time, are not defaulted receivables.

Defaulted Contracts/Defaults:

Shall mean as of any date, any purchased receivable which has been declared due and payable in full in accordance to the Credit and Collection Policy which in principal is between 120 and 180 calendar days after the due date.

Delinquent Receivable:

Shall mean as of any date, any purchased receivable which is more than 30 days overdue and not a defaulted contract.

Excess Spread:

Excess Spread equals WA Portfolio Yield minus Fixed Swap Rate minus WA Notes Margin.

Legal Maturity:

Final Payment date on which each Class A Note will be redeemed in full.

Expected Maturity:

Maturity date of the notes under the assumption of inter alia (a) a 27% constant prepayment rate, (b) an exercised Clean-Up Call at 10%.

Payment Protection Insurance:

Insurance, composed of life insurance and/or accident insurance and/or temporary disability insurance and/or unemployment insurance, which covers the risk that a Debtor in its capacity as insured person is unable to pay the Loan Instalments owed by such Debtor life insurance.

Recoveries:

Any amount received on defaulted contracts.

Set-Off Reserves (X/Y):

Protection against set-off risks due to (X) capitalized service fees (e.g. Payment Protection Insurance, Gap Insurance, Repair Cost Insurance) and (Y) deposits.