

# SC Germany Consumer 2020-1 Monthly Investor Report



STS Verification  
International



  
GlobalCapital  
EUROPEAN SECURITIZATION  
AWARDS 2024

**ABS Issuer  
of the Year**

Santander Germany

**WINNER**

  
GlobalCapital  
EUROPEAN SECURITIZATION  
AWARDS

**ABS Issuer of the Year**  
Santander Consumer Bank AG

**WINNER**

  
GlobalCapital  
EUROPEAN SECURITIZATION  
AWARDS

**ABS ISSUER OF THE YEAR**

**WINNER**

  
GlobalCapital  
EUROPEAN SECURITIZATION  
AWARDS

**ABS DEAL OF THE YEAR  
— SC GERMANY  
CONSUMER 2020-1**

**WINNER**

# SC Germany Consumer 2020-1 Monthly Investor Report

## Cover Sheet Monthly Investor Report



Calculation Date	12.09.2024				
Payment Date	16.09.2024				
Period No	46				
Monthly Period	Sep 2024				
Interest Period	from 14.08.2024	to 16.09.2024	=	33 days	
Collection Period	from 01.08.2024	to 31.08.2024			

Index	Page
1. Portfolio Information	<a href="#">1</a>
1.1 Portfolio Information per period	<a href="#">2</a>
2. Reserve Accounts	<a href="#">3</a>
3.1 Delinquency Data	<a href="#">4</a>
3.2 Default Data	<a href="#">5</a>
3.3 Defaults & Recoveries per period	<a href="#">6</a>
4. Concentration Limits	<a href="#">7</a>
5. Outstanding Notes	<a href="#">8</a>
6. Original Principal Balance	<a href="#">9</a>
6.1 Original PB (Graph)	<a href="#">10</a>
7. Current Principal Balance	<a href="#">11</a>
7.1 Current PB (Graph)	<a href="#">12</a>
8. Borrower Concentration	<a href="#">13</a>
9. Geographical Distribution	<a href="#">14</a>
9.1 Geographical (Graph)	<a href="#">15</a>
10. Collateral	<a href="#">16</a>
11. Insurances	<a href="#">17</a>
12. Payment Methods	<a href="#">18</a>
13. Effective Interest Rate	<a href="#">19</a>
13.1 Effective Interest Rate (Graph)	<a href="#">20</a>
14. Seasoning	<a href="#">21</a>
14.1 Seasoning (Graph)	<a href="#">22</a>
15. Remaining Term	<a href="#">23</a>
15.1 Remaining Term (Graph)	<a href="#">24</a>
16. Original Term	<a href="#">25</a>
16.1 Original Term (Graph)	<a href="#">26</a>
17. Loan Concentration	<a href="#">27</a>
18. Amortisation Profiles	<a href="#">28</a>
19. Priority of Payments + Transaction Costs	<a href="#">29</a>
20. Retention	<a href="#">30</a>
21. Counterparties	<a href="#">31</a>
21.1 Issuer Information	<a href="#">32</a>
23. Swap Counterparty	<a href="#">33</a>
24. Santander Consumer Bank	<a href="#">34</a>
25. Glossary	<a href="#">35</a>

## SC Germany Consumer 2020-1 Monthly Investor Report

### 1. Portfolio Information



Calculation Date	12.09.2024				
Payment Date	16.09.2024				
Period No	46				
Monthly Period	Sep 2024				
Interest Period from	14.08.2024	to	16.09.2024	=	33 days
Collection Period from	01.08.2024	to	31.08.2024		

Outstanding Receivables	No. of Contracts	current period	previous period
		Aggregate Outstanding Principal Amount	Aggregate Outstanding Principal Amount
<b>Beginning of Period</b>	<b>57.843</b>	<b>462.729.654,54 €</b>	<b>483.797.256,40 €</b>
Scheduled Principal Payments		12.551.419,97 €	13.035.463,55 €
Prepayment Principal		5.527.303,30 €	6.586.923,12 €
<b>Total Principal Collections</b>		<b>18.078.723,27 €</b>	<b>19.622.386,67 €</b>
<b>Total Interest Collections</b>		<b>2.065.693,36 €</b>	<b>2.160.339,60 €</b>
<b>Defaults</b>		<b>1.454.671,96 €</b>	<b>1.445.215,19 €</b>
<b>Replenishment Amount</b>		<b>- €</b>	<b>- €</b>
<b>End of Period</b>		<b>443.196.259,31 €</b>	<b>462.729.654,54 €</b>
<b>Purchase Shortfall Amount</b>		<b>153,79 €</b>	<b>23,76 €</b>
<b>Total Assets (End of Period)</b>	<b>56.194</b>	<b>443.196.413,10 €</b>	<b>462.729.678,30 €</b>
<b>Current Prepayment Rate (annualised)</b>		<b>13,4%</b>	
<b>Current Poolfactor</b>		<b>22,4%</b>	

**SC Germany Consumer 2020-1**  
**Monthly Investor Report**

Calculation Date	12.09.2024		
Payment Date	16.09.2024		
Period No	46		
Monthly Period	Sep 2024		
Interest Period	from	14.08.2024	to 16.09.2024 = 33 days
Collection Period	from	01.08.2024	to 31.08.2024

**1.1 Portfolio Information per period**



Collection Period	Outstanding BOP	Scheduled Principal Payments	Prepayment Principal	Total Principal Collections	Prepayment Rate
1	1.799.999.933,09 €	28.004.372,02 €	37.328.045,90 €	65.332.417,92 €	22,23%
2	1.799.999.978,57 €	27.656.379,76 €	32.092.572,15 €	59.748.951,91 €	19,42%
3	1.799.999.995,61 €	30.260.180,50 €	40.849.586,79 €	71.109.767,29 €	24,08%
4	1.799.999.991,50 €	29.666.354,11 €	42.585.774,69 €	72.252.128,80 €	24,97%
5	1.799.999.993,97 €	29.272.948,70 €	52.031.411,07 €	81.304.359,77 €	29,67%
6	1.799.999.998,42 €	28.945.451,65 €	45.554.564,24 €	74.500.015,89 €	26,48%
7	1.799.999.986,54 €	29.236.040,56 €	43.340.599,83 €	72.576.640,39 €	25,36%
8	1.799.999.989,63 €	29.279.001,04 €	50.076.352,28 €	79.355.353,32 €	28,72%
9	1.799.999.997,62 €	29.869.284,36 €	62.441.257,36 €	92.310.541,72 €	34,54%
10	1.799.999.984,70 €	29.621.444,89 €	51.566.098,32 €	81.187.543,21 €	29,45%
11	1.799.999.992,84 €	30.177.669,47 €	47.987.492,90 €	78.165.162,37 €	27,69%
12	1.799.999.993,58 €	30.876.744,16 €	47.465.290,02 €	78.342.034,18 €	27,43%
13	1.799.999.958,85 €	29.556.876,67 €	45.760.187,19 €	75.317.063,86 €	26,58%
14	1.721.647.673,05 €	28.588.769,79 €	30.693.631,43 €	59.282.401,22 €	19,42%
15	1.658.715.590,68 €	28.499.176,78 €	47.084.893,55 €	75.584.070,33 €	29,22%
16	1.579.516.526,08 €	27.185.727,46 €	44.025.413,58 €	71.211.141,04 €	28,77%
17	1.504.720.267,30 €	26.381.970,38 €	42.816.372,78 €	69.198.343,16 €	29,28%
18	1.432.703.420,57 €	26.625.784,19 €	34.486.040,66 €	61.111.824,85 €	25,35%
19	1.366.855.787,27 €	24.783.879,79 €	37.217.290,41 €	62.001.170,20 €	28,20%
20	1.301.382.552,83 €	23.445.035,29 €	31.526.190,43 €	54.971.225,72 €	25,49%
21	1.243.335.118,53 €	23.488.188,23 €	27.123.684,87 €	50.611.873,10 €	23,25%
22	1.189.492.514,20 €	22.033.853,80 €	26.062.473,99 €	48.096.327,79 €	23,34%
23	1.137.704.113,13 €	21.376.728,61 €	22.264.065,20 €	43.640.793,81 €	21,11%
24	1.091.302.713,23 €	20.896.411,55 €	17.461.551,76 €	38.357.963,31 €	17,60%
25	1.050.040.105,16 €	20.553.036,44 €	14.978.129,26 €	35.531.165,70 €	15,84%
26	1.011.546.703,21 €	19.883.570,13 €	9.981.424,55 €	29.864.994,68 €	11,22%
27	979.508.496,29 €	19.747.624,75 €	16.740.256,79 €	36.487.881,54 €	18,69%
28	940.396.572,93 €	19.164.568,53 €	14.265.507,47 €	33.430.076,00 €	16,76%
29	904.083.465,13 €	18.959.919,52 €	14.103.398,55 €	33.063.318,07 €	17,19%
30	867.754.835,41 €	18.442.913,19 €	10.244.883,26 €	28.687.796,45 €	13,28%
31	837.573.133,32 €	17.521.972,50 €	12.252.968,87 €	29.774.941,37 €	16,21%
32	805.344.476,12 €	17.333.857,71 €	11.466.605,82 €	28.800.463,53 €	15,81%
33	774.337.554,90 €	16.768.072,82 €	11.233.018,29 €	28.001.091,11 €	16,08%
34	744.253.182,52 €	16.558.540,01 €	11.174.524,56 €	27.733.064,57 €	16,60%
35	714.652.736,22 €	16.488.206,14 €	6.880.698,32 €	23.368.904,46 €	10,96%
36	689.208.813,99 €	15.952.962,62 €	7.342.513,82 €	23.295.476,44 €	12,06%
37	664.036.503,02 €	15.429.784,11 €	6.956.068,94 €	22.385.853,05 €	11,87%
38	640.143.017,52 €	15.255.509,43 €	4.508.080,21 €	19.763.589,64 €	8,13%
39	618.529.801,11 €	15.218.681,96 €	8.160.241,19 €	23.378.923,15 €	14,73%
40	593.148.563,20 €	14.451.149,37 €	6.947.331,42 €	21.398.480,79 €	13,18%
41	570.129.389,58 €	14.338.922,15 €	6.971.384,24 €	21.310.306,39 €	13,73%
42	547.537.468,85 €	13.875.942,96 €	6.931.744,92 €	20.807.687,88 €	14,18%
43	525.478.887,66 €	13.394.198,89 €	6.448.230,30 €	19.842.429,19 €	13,77%
44	504.470.040,89 €	13.279.658,99 €	5.690.703,85 €	18.970.362,84 €	12,73%
45	483.797.256,40 €	13.035.463,55 €	6.586.923,12 €	19.622.386,67 €	15,17%
46	462.729.654,54 €	12.551.419,97 €	5.527.303,30 €	18.078.723,27 €	13,43%
47					
48					
49					
50					
51					
52					
53					
54					
55					
56					
57					
58					
59					
60					
61					
62					
63					
64					
65					
66					
67					
68					
69					
70					
71					
72					
73					
74					
75					
76					
77					
78					
79					
80					

**SC Germany Consumer 2020-1  
Monthly Investor Report**

**2. Reserve Accounts**



Calculation Date	12.09.2024				
Payment Date	16.09.2024				
Period No	46				
Monthly Period	Sep 2024				
Interest Period	from	14.08.2024	to	16.09.2024	= 33 days
Collection Period	from	01.08.2024	to	31.08.2024	

**Reserve Accounts**

**Liquidity Reserve**

	in %		Trigger Event y/n
Beginning of Period	1,4%	6.000.000,00 €	
Cash Outflow		6.000.000,00 €	
of which Liquidity Reserve Excess Amount		- €	
Cash Inflow		6.000.000,00 €	
End of Period	1,5%	6.000.000,00 €	
Required Liquidity Reserve Amount	1,5%	6.000.000,00 €	

**Commingling Reserve**

	in %		Trigger Event y/n
Beginning of Period		n/a	no
Cash Outflow		n/a	
of which Commingling Reserve Excess Amount			
of which drawn from the commingling reserve and applied to PoP			
Cash Inflow		n/a	
End of Period		n/a	
Commingling Reserve Required Amount		- €	

**Set-Off Reserve**

	in %		Trigger Event y/n
Beginning of Period		n/a	no
Cash Outflow		n/a	
of which Set-Off Reserve Excess Amount			
of which drawn from the set-off reserve and applied to PoP			
Cash Inflow		n/a	
End of Period		n/a	
Set-Off Reserve Required Amount		- €	

In case of Rating Trigger breach: Set-Off Reserve Required Amount

**SC Germany Consumer 2020-1  
Monthly Investor Report**

Calculation Date	12.09.2024				
Payment Date	16.09.2024				
Period No	46				
Monthly Period	Sep 2024				
Interest Period	from	14.08.2024	to	16.09.2024	= 33 days
Collection Period	from	01.08.2024	to	31.08.2024	

**3.1 Delinquency Data**



**Delinquency Data and Ratios**

Collection Period	Outstanding BOP	Days past due				not delinquent	Days past due			
		1-30	31-60	61-90	>90		1-30	31-60	61-90	>90
1	1.799.999.933,09 €	0,00 €	0,00 €	0,00 €	0,00 €	100,00%	0,00%	0,00%	0,00%	0,00%
2	1.799.999.978,57 €	6.313.367,70 €	882.720,82 €	170.291,73 €	106.711,25 €	99,58%	0,35%	0,05%	0,01%	0,01%
3	1.799.999.995,61 €	6.239.761,54 €	4.939.221,31 €	866.738,74 €	194.212,76 €	99,32%	0,35%	0,27%	0,05%	0,01%
4	1.799.999.991,50 €	5.963.979,66 €	5.640.605,03 €	3.166.805,23 €	1.020.162,48 €	99,12%	0,33%	0,31%	0,18%	0,06%
5	1.799.999.993,97 €	6.549.435,07 €	5.068.350,47 €	3.154.504,95 €	3.340.625,38 €	98,99%	0,36%	0,28%	0,18%	0,19%
6	1.799.999.998,42 €	6.277.838,82 €	5.527.447,42 €	3.012.488,71 €	3.870.498,36 €	98,96%	0,35%	0,31%	0,17%	0,22%
7	1.799.999.986,54 €	6.655.977,58 €	5.191.130,95 €	3.407.325,83 €	4.039.360,98 €	98,93%	0,37%	0,29%	0,19%	0,22%
8	1.799.999.989,63 €	6.989.530,24 €	6.091.686,44 €	3.286.422,04 €	3.722.868,68 €	98,88%	0,39%	0,34%	0,18%	0,21%
9	1.799.999.997,62 €	7.133.920,03 €	6.233.651,41 €	3.951.906,29 €	3.968.753,90 €	98,82%	0,40%	0,35%	0,22%	0,22%
10	1.799.999.984,70 €	7.100.911,44 €	6.845.812,22 €	3.913.890,47 €	4.226.440,32 €	98,77%	0,39%	0,38%	0,22%	0,23%
11	1.799.999.992,84 €	7.461.489,74 €	7.241.101,48 €	4.275.039,66 €	4.343.151,61 €	98,70%	0,41%	0,40%	0,24%	0,24%
12	1.799.999.993,58 €	8.614.820,87 €	7.514.271,62 €	4.335.660,83 €	4.808.361,93 €	98,60%	0,48%	0,42%	0,24%	0,27%
13	1.799.999.958,85 €	8.149.643,43 €	7.414.728,38 €	5.196.772,53 €	4.804.992,51 €	98,58%	0,45%	0,41%	0,29%	0,27%
14	1.721.647.673,05 €	9.154.824,92 €	7.683.441,10 €	4.571.313,06 €	5.450.520,47 €	98,44%	0,53%	0,45%	0,27%	0,32%
15	1.658.715.590,68 €	8.019.501,54 €	7.716.322,14 €	4.957.459,62 €	5.141.187,28 €	98,44%	0,48%	0,47%	0,30%	0,31%
16	1.579.516.526,08 €	2.156.410,29 €	5.288.311,38 €	5.855.455,62 €	8.834.829,65 €	98,60%	0,14%	0,33%	0,37%	0,56%
17	1.504.720.267,30 €	6.103.836,10 €	6.642.996,27 €	5.178.304,37 €	5.506.748,66 €	98,44%	0,41%	0,44%	0,34%	0,37%
18	1.432.703.420,57 €	2.260.407,34 €	9.054.085,70 €	5.365.320,18 €	5.974.539,81 €	98,42%	0,16%	0,63%	0,37%	0,42%
19	1.366.855.787,27 €	5.370.518,81 €	5.457.118,45 €	5.095.288,19 €	6.238.919,17 €	98,38%	0,39%	0,40%	0,37%	0,46%
20	1.301.382.552,83 €	2.149.017,19 €	5.760.350,49 €	4.844.307,25 €	8.429.770,89 €	98,37%	0,17%	0,44%	0,37%	0,65%
21	1.243.335.118,53 €	4.753.479,16 €	2.338.223,15 €	5.410.463,65 €	7.949.872,40 €	98,36%	0,38%	0,19%	0,44%	0,64%
22	1.189.492.514,20 €	5.484.736,32 €	5.666.697,26 €	4.538.040,41 €	5.916.666,61 €	98,18%	0,46%	0,48%	0,38%	0,50%
23	1.137.704.113,13 €	1.757.770,17 €	4.233.101,56 €	4.546.757,95 €	7.527.347,52 €	98,41%	0,15%	0,37%	0,40%	0,66%
24	1.091.302.713,23 €	5.094.657,88 €	1.689.545,81 €	4.808.622,74 €	7.285.895,52 €	98,27%	0,47%	0,15%	0,44%	0,67%
25	1.050.040.105,16 €	2.059.584,85 €	5.233.159,66 €	4.294.615,30 €	7.814.341,32 €	98,15%	0,20%	0,50%	0,41%	0,74%
26	1.011.546.703,21 €	4.456.205,77 €	1.815.264,82 €	4.953.579,13 €	6.770.256,79 €	98,22%	0,44%	0,18%	0,49%	0,67%
27	979.508.496,29 €	4.706.084,98 €	4.781.727,82 €	1.417.695,23 €	7.880.938,28 €	98,08%	0,48%	0,49%	0,14%	0,80%
28	940.396.572,93 €	1.945.485,70 €	4.168.293,21 €	4.301.529,82 €	7.337.130,76 €	98,11%	0,21%	0,44%	0,46%	0,78%
29	904.083.465,13 €	4.901.116,10 €	4.564.945,11 €	3.265.378,23 €	4.891.705,97 €	98,05%	0,54%	0,50%	0,36%	0,54%
30	867.754.835,41 €	1.533.474,44 €	6.127.716,82 €	3.270.227,48 €	3.810.132,42 €	98,30%	0,18%	0,71%	0,38%	0,44%
31	837.573.133,32 €	4.796.556,50 €	3.678.024,96 €	3.464.176,11 €	4.968.428,66 €	97,98%	0,57%	0,44%	0,41%	0,59%
32	805.344.476,12 €	2.122.777,51 €	3.561.041,38 €	3.605.145,19 €	6.335.455,55 €	98,06%	0,26%	0,44%	0,45%	0,79%
33	774.337.554,90 €	4.473.384,62 €	1.535.075,82 €	3.309.766,94 €	5.941.946,53 €	98,03%	0,58%	0,20%	0,43%	0,77%
34	744.253.182,52 €	2.132.407,47 €	3.503.142,97 €	3.669.346,01 €	5.342.471,85 €	98,03%	0,29%	0,47%	0,49%	0,72%
35	714.652.736,22 €	1.891.767,24 €	4.020.922,40 €	2.804.854,34 €	5.075.477,04 €	98,07%	0,26%	0,56%	0,39%	0,71%
36	689.208.813,99 €	4.015.303,90 €	3.507.063,77 €	1.245.723,22 €	4.597.970,47 €	98,06%	0,58%	0,51%	0,18%	0,67%
37	664.036.503,02 €	1.615.005,19 €	3.351.474,16 €	3.410.957,12 €	4.983.436,81 €	97,99%	0,24%	0,50%	0,51%	0,75%
38	640.143.017,52 €	3.820.235,41 €	1.299.255,89 €	2.792.930,92 €	5.401.686,20 €	97,92%	0,60%	0,20%	0,44%	0,84%
39	618.529.801,11 €	3.345.055,50 €	3.163.187,63 €	2.532.583,65 €	3.528.784,90 €	97,97%	0,54%	0,51%	0,41%	0,57%
40	593.148.563,20 €	1.557.008,81 €	2.701.841,43 €	2.703.966,97 €	5.021.908,87 €	97,98%	0,26%	0,46%	0,46%	0,85%
41	570.129.389,58 €	3.270.910,87 €	3.015.472,85 €	523.870,24 €	4.324.867,15 €	98,05%	0,57%	0,53%	0,09%	0,76%
42	547.537.466,85 €	3.892.343,73 €	2.770.911,81 €	2.266.822,84 €	3.355.316,26 €	97,76%	0,71%	0,51%	0,41%	0,61%
43	525.478.887,66 €	3.220.590,92 €	1.083.273,29 €	3.804.331,90 €	2.761.434,36 €	97,93%	0,61%	0,21%	0,72%	0,53%
44	504.470.040,89 €	1.217.385,98 €	2.470.401,76 €	2.457.322,43 €	4.325.953,00 €	97,92%	0,24%	0,49%	0,49%	0,86%
45	483.797.256,40 €	3.666.050,91 €	2.289.090,67 €	2.104.811,90 €	2.941.467,90 €	97,73%	0,76%	0,47%	0,44%	0,61%
46	462.729.654,54 €	1.430.444,59 €	2.481.013,57 €	2.100.394,72 €	3.590.332,63 €	97,92%	0,31%	0,54%	0,45%	0,78%
47										
48										
49										
50										
51										
52										
53										
54										
55										
56										
57										
58										
59										
60										
61										
62										
63										
64										
65										
66										
67										
68										
69										
70										
71										
72										
73										
74										
75										
76										
77										
78										
79										
80										

**SC Germany Consumer 2020-1  
Monthly Investor Report**

**3.2 Default Data**



Calculation Date	12.09.2024				
Payment Date	16.09.2024				
Period No	46				
Monthly Period	Sep 2024				
Interest Period from	14.08.2024	to	16.09.2024	=	33 days
Collection Period from	01.08.2024	to	31.08.2024		

**Default Data and Ratios**

	Amount	Number of Loans
<b>Current Default</b>		
Current Period Gross Default	1.454.671,96 €	
Current Period Recoveries	372.435,02 €	
Current Period Net Default	1.082.236,94 €	
New Number of Defaulted Contracts		159
<b>Cumulative Default</b>		
Cumulative Gross Default	107.761.109,97 €	
Cumulative Recoveries	14.275.945,10 €	
Cumulative Net Default	93.485.164,87 €	
Total Number of Defaulted Contracts		10.756

**Principal Deficiency Ledgers**

<b>Class A PDL Sub-Ledger</b>		
Class A PDL BoP	- €	
Class A Amount debited to the PDL	- €	
Class A Amount credited to the PDL	- €	
Class A PDL EoP	- €	
<b>Class B PDL Sub-Ledger</b>		
Class B PDL BoP	- €	
Class B Amount debited to the PDL	- €	
Class B Amount credited to the PDL	- €	
Class B PDL EoP	- €	
<b>Class C PDL Sub-Ledger</b>		
Class C PDL BoP	- €	
Class C Amount debited to the PDL	- €	
Class C Amount credited to the PDL	- €	
Class C PDL EoP	- €	
<b>Class D PDL Sub-Ledger</b>		
Class D PDL BoP	- €	
Class D Amount debited to the PDL	- €	
Class D Amount credited to the PDL	- €	
Class D PDL EoP	- €	
<b>Class E PDL Sub-Ledger</b>		
Class E PDL BoP	- €	
Class E Amount debited to the PDL	- €	
Class E Amount credited to the PDL	- €	
Class E PDL EoP	- €	
<b>Class F PDL Sub-Ledger</b>		
Class F PDL BoP	- €	
Class F Amount debited to the PDL	- €	
Class F Amount credited to the PDL	- €	
Class F PDL EoP	- €	
<b>Class G PDL Sub-Ledger</b>		
Class G PDL BoP	- €	
Class G Amount debited to the PDL	1.454.671,96 €	
Class G Amount credited to the PDL	1.454.671,96 €	
Class G PDL EoP	- €	

SC Germany Consumer 2020-1  
Monthly Investor Report

3.3 Defaults & Recoveries per period

Calculation Date	12.09.2024		
Payment Date	16.09.2024		
Period No	46		
Monthly Period	Sep 2024		
Interest Period	from	14.08.2024	to 16.09.2024 = 33 days
Collection Period	from	01.08.2024	to 31.08.2024



Default/Recovery Data and Ratios

Collection Period	Number of defaulted contracts	Defaults in collection period	cumulated Defaults since cut-off	cumulated amount of purchased receivables	Cumulated Default Ratio %	Recoveries in collection period	cumulated Recoveries since cut-off	cumulated net losses	cumulated net loss ratio %
1	0	0,00 €	0,00 €	1.865.332.396,49 €	0,00%	0,00 €	0,00 €	0,00 €	0,00%
2	16	147.487,32 €	147.487,32 €	1.925.228.852,76 €	0,01%	-479,73 €	-479,73 €	147.967,05 €	0,01%
3	24	157.926,42 €	305.413,74 €	1.996.496.542,36 €	0,02%	257,69 €	-222,04 €	305.635,78 €	0,02%
4	132	1.099.521,49 €	1.404.935,23 €	2.069.848.195,12 €	0,07%	9.982,50 €	9.760,46 €	1.395.174,77 €	0,07%
5	315	2.218.875,82 €	3.623.811,05 €	2.153.371.435,16 €	0,17%	24.886,76 €	34.647,22 €	3.589.163,83 €	0,17%
6	507	2.239.836,88 €	5.863.647,93 €	2.230.111.276,05 €	0,26%	3.854,39 €	38.501,61 €	5.825.146,32 €	0,26%
7	775	2.857.778,09 €	8.721.426,02 €	2.305.545.697,62 €	0,38%	5.493,97 €	43.995,58 €	8.677.430,44 €	0,38%
8	1.035	2.403.241,33 €	11.124.667,35 €	2.387.304.300,26 €	0,47%	22.450,16 €	66.445,74 €	11.058.221,61 €	0,46%
9	1.358	3.038.826,26 €	14.163.493,61 €	2.482.653.655,32 €	0,57%	31.479,16 €	97.924,90 €	14.065.568,71 €	0,57%
10	1.606	2.948.583,92 €	17.112.077,53 €	2.566.789.790,59 €	0,67%	52.785,46 €	150.710,36 €	16.961.367,17 €	0,66%
11	1.934	3.478.842,52 €	20.590.920,05 €	2.648.433.796,22 €	0,78%	70.308,76 €	221.019,12 €	20.369.900,93 €	0,77%
12	2.253	3.348.605,56 €	23.939.525,61 €	2.730.124.401,23 €	0,88%	118.385,37 €	339.404,49 €	23.600.121,12 €	0,86%
13	2.547	3.035.221,94 €	26.974.747,55 €	2.730.124.401,23 €	0,99%	101.904,44 €	441.308,93 €	26.533.438,62 €	0,97%
14	2.882	3.649.681,15 €	30.624.428,70 €	2.730.124.401,23 €	1,12%	168.996,44 €	610.305,37 €	30.014.123,33 €	1,10%
15	3.239	3.614.994,27 €	34.239.422,97 €	2.730.124.401,23 €	1,25%	152.385,89 €	762.691,26 €	33.476.731,71 €	1,23%
16	3.622	3.585.117,74 €	37.824.540,71 €	2.730.124.401,23 €	1,39%	111.648,37 €	874.339,63 €	36.950.201,08 €	1,35%
17	3.912	2.818.503,57 €	40.643.044,28 €	2.730.124.401,23 €	1,49%	178.137,94 €	1.052.477,57 €	39.590.566,71 €	1,45%
18	4.325	4.735.808,45 €	45.378.852,73 €	2.730.124.401,23 €	1,66%	186.401,94 €	1.238.879,51 €	44.139.973,22 €	1,62%
19	4.652	3.472.064,24 €	48.850.916,97 €	2.730.124.401,23 €	1,79%	185.101,49 €	1.423.981,00 €	47.426.935,97 €	1,74%
20	4.988	3.076.208,58 €	51.927.125,55 €	2.730.124.401,23 €	1,90%	169.052,85 €	1.593.033,85 €	50.334.091,70 €	1,84%
21	5.324	3.230.731,23 €	55.157.856,78 €	2.730.124.401,23 €	2,02%	209.071,26 €	1.802.105,11 €	53.355.751,67 €	1,95%
22	5.671	3.692.073,28 €	58.849.930,06 €	2.730.124.401,23 €	2,16%	286.489,58 €	2.088.594,69 €	56.761.335,37 €	2,08%
23	5.972	2.760.806,09 €	61.610.536,15 €	2.730.124.401,23 €	2,26%	281.752,38 €	2.370.347,07 €	59.240.189,08 €	2,17%
24	6.280	2.904.644,76 €	64.515.180,91 €	2.730.124.401,23 €	2,36%	185.063,20 €	2.555.410,27 €	61.959.770,64 €	2,27%
25	6.589	2.962.236,25 €	67.477.417,16 €	2.730.124.401,23 €	2,47%	471.156,27 €	2.268.970,54 €	60.210.446,62 €	2,21%
26	6.808	2.173.212,24 €	69.650.629,40 €	2.730.124.401,23 €	2,55%	177.779,61 €	7.444.750,15 €	62.205.879,25 €	2,28%
27	7.053	2.624.041,82 €	72.274.671,22 €	2.730.124.401,23 €	2,65%	161.908,40 €	7.606.658,55 €	64.668.012,67 €	2,37%
28	7.325	2.883.031,80 €	75.157.703,02 €	2.730.124.401,23 €	2,75%	196.623,44 €	7.803.281,99 €	67.354.421,03 €	2,47%
29	7.620	3.265.311,65 €	78.423.014,67 €	2.730.124.401,23 €	2,87%	249.299,79 €	8.052.581,78 €	70.370.432,89 €	2,58%
30	7.829	1.493.905,64 €	79.916.920,31 €	2.730.124.401,23 €	2,93%	250.132,45 €	8.302.714,23 €	71.614.206,08 €	2,62%
31	8.081	2.453.715,83 €	82.370.636,14 €	2.730.124.401,23 €	3,02%	263.009,47 €	8.565.723,70 €	73.804.912,44 €	2,70%
32	8.325	2.206.457,69 €	84.577.093,83 €	2.730.124.401,23 €	3,10%	276.668,58 €	8.842.392,28 €	75.734.701,55 €	2,77%
33	8.542	2.083.281,27 €	86.660.375,10 €	2.730.124.401,23 €	3,17%	261.274,42 €	9.103.666,70 €	77.556.708,40 €	2,84%
34	8.746	1.867.381,73 €	88.527.756,83 €	2.730.124.401,23 €	3,24%	315.106,35 €	9.418.773,05 €	79.108.983,78 €	2,90%
35	8.943	2.075.017,77 €	90.602.774,60 €	2.730.124.401,23 €	3,32%	304.987,12 €	9.623.760,17 €	80.979.014,43 €	2,97%
36	9.135	1.876.834,53 €	92.479.609,13 €	2.730.124.401,23 €	3,39%	1.560.772,79 €	11.184.532,96 €	81.295.076,17 €	2,98%
37	9.311	1.507.632,45 €	93.987.241,58 €	2.730.124.401,23 €	3,44%	317.518,50 €	11.502.051,46 €	82.485.190,12 €	3,02%
38	9.501	1.849.626,77 €	95.836.868,35 €	2.730.124.401,23 €	3,51%	277.721,07 €	11.779.772,53 €	84.057.095,82 €	3,08%
39	9.695	2.002.314,76 €	97.839.183,11 €	2.730.124.401,23 €	3,58%	314.968,47 €	12.094.741,00 €	85.744.442,11 €	3,14%
40	9.848	1.620.692,83 €	99.459.875,94 €	2.730.124.401,23 €	3,64%	277.300,58 €	12.372.041,58 €	87.087.834,36 €	3,19%
41	9.994	1.281.616,34 €	100.741.492,28 €	2.730.124.401,23 €	3,69%	278.599,33 €	12.650.610,91 €	88.090.881,37 €	3,23%
42	10.140	1.250.891,31 €	101.992.383,59 €	2.730.124.401,23 €	3,74%	326.599,52 €	12.977.210,43 €	89.015.173,16 €	3,26%
43	10.276	1.166.417,58 €	103.158.801,17 €	2.730.124.401,23 €	3,78%	312.342,63 €	13.289.553,06 €	89.869.248,11 €	3,29%
44	10.441	1.702.421,65 €	104.861.222,82 €	2.730.124.401,23 €	3,84%	281.732,40 €	13.571.285,46 €	91.289.937,36 €	3,34%
45	10.597	1.445.215,19 €	106.306.438,01 €	2.730.124.401,23 €	3,89%	332.224,62 €	13.903.510,08 €	92.402.927,93 €	3,38%
46	10.756	1.454.671,96 €	107.761.109,97 €	2.730.124.401,23 €	3,95%	372.435,02 €	14.275.945,10 €	93.485.164,87 €	3,42%
47									
48									
49									
50									
51									
52									
53									
54									
55									
56									
57									
58									
59									
60									
61									
62									
63									
64									
65									
66									
67									
68									
69									
70									
71									
72									
73									
74									
75									
76									
77									
78									
79									
80									



**SC Germany Consumer 2020-1  
Monthly Investor Report**

**4. Concentration Limits**



Calculation Date	12.09.2024			
Payment Date	16.09.2024			
Period No	46			
Monthly Period	Sep 2024			
Interest Period from	14.08.2024	to	16.09.2024	= 33 days
Collection Period from	01.08.2024	to	31.08.2024	

Portfolio Concentrations	Current Transaction Status			Amortising
	Minimum-Trigger	Maximum-Trigger	Current Value	Trigger Breach
Average Yield (applicable for Total Portfolio)	5,60%	-	-	no
Borrower Exposure (applicable for Total Portfolio)	-	200.000,00 €	-	no
WA Remaining Term		80,00	-	no
		Maximum-Trigger	Current Value	Trigger Breach
<b>Purchase Shortfall Event</b>				no
Period before previous period		180.000.000,00 €	-	
Previous period		180.000.000,00 €	-	
Current period		180.000.000,00 €	-	
<b>Termination/Service Termination Event</b>				no
<b>Event of Default / Termination Event, as defined in the Interest Rate Swap</b>				no
<b>Sequential Payment Trigger Event</b>				no
Cumulative Net Loss Ratio				
- until (and including) the Payment Date in Nov 2021		1,50%		no
- from the Payment Date in Dec 2021 until (and including) the Payment Date in Nov 2022		2,50%	3,42%	no
- from the Payment Date in Dec 2022 until (and including) the Payment Date in Nov 2023		3,50%		no
- from the Payment Date in Dec 2023 onwards		4,50%		no
Class G PDL fully debited		0,00 €	0,00 €	no
Aggregate Outstanding Portfolio Principal Amount is lower than 10 per cent. of the Aggregate Outstanding Portfolio Principal Amount of the Purchased Receivables on the Cut-Off Date	10,00%		24,62%	no
Tax Call Redemption date				
Regulatory Change Event Redemption Date				
<b>Early Amortisation Event</b>				
Cumulative Net Loss Ratio				
- prior to 31 October 2021		n/a	n/a	no
Purchase Shortfall Event				no
Termination Event or Service Termination Event				no
Event of Default / Termination Event, as defined in the Interest Rate Swap				no
Any debit of class G after application of funds in current period		0,00 €	n/a	no

**SC Germany Consumer 2020-1  
Monthly Investor Report**

Calculation Date	12.09.2024				
Payment Date	16.09.2024				
Period No	46				
Monthly Period	Sep 2024				
Interest Period from	14.08.2024	to	16.09.2024	=	33 days
Collection Period from	01.08.2024	to	31.08.2024		

**5. Outstanding Notes**



1. Note Balance	All notes	Class A	Class B	Class C	Class D	Class E	Class F	Class G
<b>General Note Information</b>								
ISIN Code		XS2239090785	XS2239091320	XS2239091593	XS2239091759	XS2239091833	XS2239091916	XS2239092138
Currency		EUR	EUR	EUR	EUR	EUR	EUR	EUR
Initial Tranching	in %	76,50%	5,25%	6,00%	4,50%	3,00%	2,50%	2,25%
Legal Maturity		Nov 2034	Nov 2034	Nov 2034	Nov 2034	Nov 2034	Nov 2034	Nov 2034
Expected Maturity		Sep 2025	Sep 2025	Sep 2025	Sep 2025	Sep 2025	Sep 2025	Dez 2023
Original Rating (Fitch / Moody's)		AAA (sf) / Aaa (sf)	AA (sf) / Aa1 (sf)	A (sf) / A3 (sf)	BBB (sf) / Baa2 (sf)	BB+ (sf) / Ba2 (sf)	BB (sf) / B2 (sf)	n.r. / n.r.
Current Rating (Fitch / Moody's)*		AAA (sf) / Aaa (sf)	AA+ (sf) / Aaa (sf)	AA (sf) / Aa2 (sf)	A+ (sf) / A2 (sf)	A (sf) / Baa1 (sf)	A- (sf) / Baa3 (sf)	n.r. / n.r.
Initial Notes Aggregate Principal Outstanding Balance	1.800.000.000 €	1.377.000.000,00 €	94.500.000,00 €	108.000.000,00 €	81.000.000,00 €	54.000.000,00 €	45.000.000,00 €	40.500.000,00 €
Initial Nominal per Note		100.000,00 €	100.000,00 €	100.000,00 €	100.000,00 €	100.000,00 €	100.000,00 €	100.000,00 €
Initial Number of Notes per Class		13.770	945	1.080	810	540	450	405
<b>Current Note Information</b>								
Class Principal Outstanding Balance Beginning of Period	422.229.678,30 €	330.440.617,80 €	22.677.297,30 €	25.916.911,20 €	19.437.683,40 €	12.958.455,60 €	10.798.713,00 €	- €
Replenishment	- €							
Amortisation	19.533.265,20 €							
Redemption per Class		15.286.903,20 €	1.049.101,20 €	1.198.972,80 €	899.229,60 €	599.486,40 €	499.572,00 €	- €
Redemption per Note		1.110,16 €	1.110,16 €	1.110,16 €	1.110,16 €	1.110,16 €	1.110,16 €	- €
Class Principal Outstanding Balance End of Period	402.696.413,10 €	315.153.714,60 €	21.628.196,10 €	24.717.938,40 €	18.538.453,80 €	12.358.969,20 €	10.299.141,00 €	- €
Current Tranching		78,3%	5,4%	6,1%	4,6%	3,1%	2,6%	0,0%
Current Pool Factor	0,22	0,23	0,23	0,23	0,23	0,23	0,23	0,00
<b>2. Payments to Investors per Note</b>								
Interest Rate Basis: 1 M-Euribor / Fixed / Floating	3,625%	1mE+70bp	1mE+115bp	1mE+175bp	1mE+250bp	1mE+390bp	1mE+530bp	6,20%
DayCount Convention		act/360	act/360	act/360	act/360	act/360	act/360	act/360
Interest Days	31							
Principal Outstanding per Note Beginning of Period		23.997,14 €	23.997,14 €	23.997,14 €	23.997,14 €	23.997,14 €	23.997,14 €	- €
Class G only: Accrued Target Amortisation Amounts								- €
> Principal Repayment per Note		1.110,16 €	1.110,16 €	1.110,16 €	1.110,16 €	1.110,16 €	1.110,16 €	- €
Principal Outstanding per Note End of Period		22.886,98 €	22.886,98 €	22.886,98 €	22.886,98 €	22.886,98 €	22.886,98 €	- €
> Interest accrued for the period	-	1.310.077,80 €	99.262,80 €	127.699,20 €	109.131,30 €	89.386,20 €	88.348,50 €	- €
Interest Payment		1.310.077,80 €	99.262,80 €	127.699,20 €	109.131,30 €	89.386,20 €	88.348,50 €	- €
Interest Payment per Note		95,14 €	105,04 €	118,24 €	134,73 €	165,53 €	196,33 €	- €
<b>3. Credit Enhancements</b>								
Initial total CE (Subordination, Reserve)		23,50%	18,25%	12,25%	7,75%	4,75%	2,25%	0,00%
Current CE		28,89%	24,01%	18,43%	14,25%	11,46%	9,14%	9,14%

\* Last rating action as of 21.03.2024

**SC Germany Consumer 2020-1  
Monthly Investor Report**

**6. Original Principal Balance**



Calculation Date	12.09.2024	
Payment Date	16.09.2024	
Period No	46	
Monthly Period	Sep 2024	
Interest Period	from 14.08.2024	to 16.09.2024 = 33 days
Collection Period	from 01.08.2024	to 31.08.2024

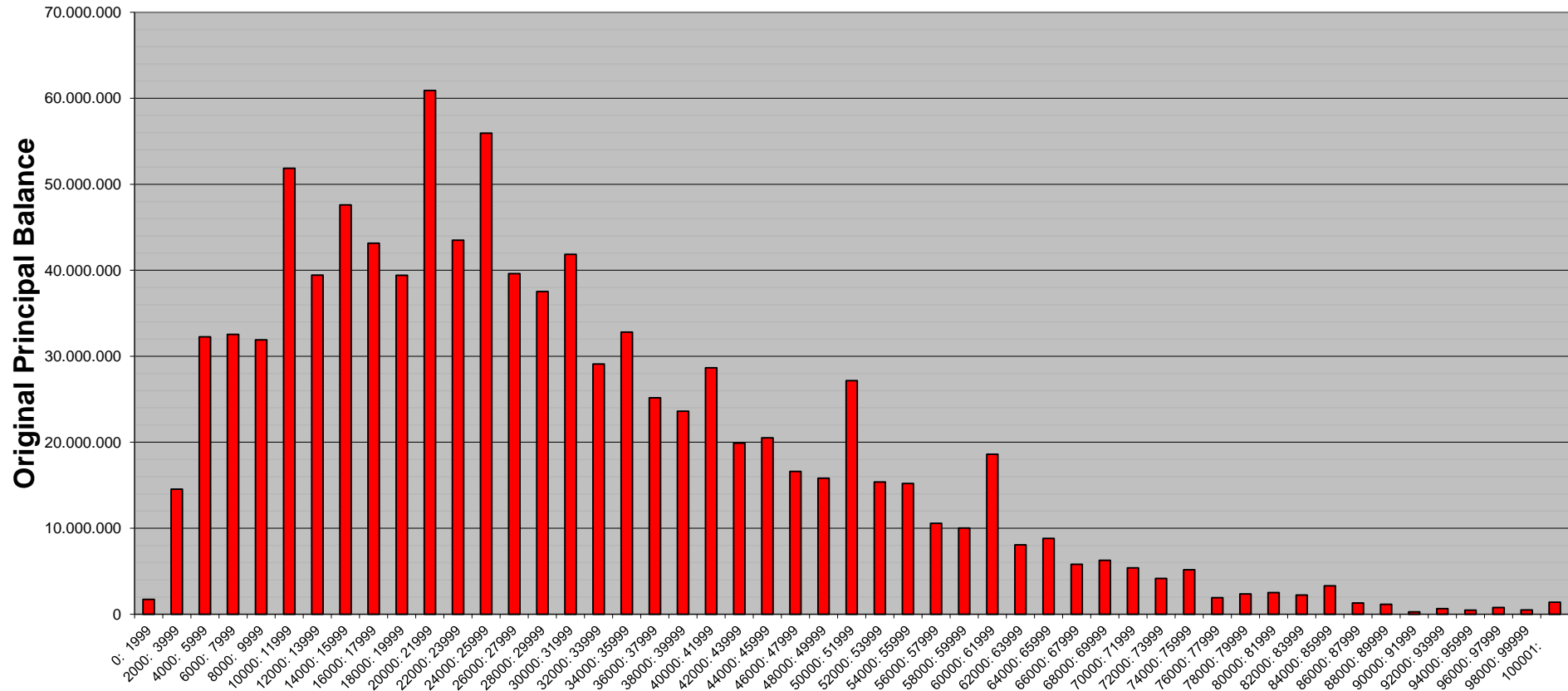
Original Principal Balance (Ranges in EUR)	Original Principal Balance in EUR	Percentage of Total Balance	Number of Loans	Percentage of Total Loans
0: 1999	1.728.314,92	0,18%	1.314	2,34%
2000: 3999	14.548.697,42	1,48%	4.928	8,77%
4000: 5999	32.266.957,42	3,27%	6.549	11,65%
6000: 7999	32.536.228,35	3,30%	4.767	8,48%
8000: 9999	31.906.619,88	3,24%	3.618	6,44%
10000: 11999	51.864.376,69	5,26%	4.859	8,65%
12000: 13999	39.432.039,88	4,00%	3.075	5,47%
14000: 15999	47.603.015,24	4,83%	3.181	5,66%
16000: 17999	43.153.909,33	4,38%	2.549	4,54%
18000: 19999	39.404.433,12	4,00%	2.089	3,72%
20000: 21999	60.897.711,22	6,18%	2.950	5,25%
22000: 23999	43.487.649,59	4,41%	1.897	3,38%
24000: 25999	55.933.895,75	5,68%	2.242	3,99%
26000: 27999	39.604.006,76	4,02%	1.471	2,62%
28000: 29999	37.536.938,48	3,81%	1.296	2,31%
30000: 31999	41.846.553,19	4,25%	1.364	2,43%
32000: 33999	29.100.530,48	2,95%	885	1,57%
34000: 35999	32.798.144,50	3,33%	938	1,67%
36000: 37999	25.163.627,59	2,55%	681	1,21%
38000: 39999	23.607.470,00	2,40%	606	1,08%
40000: 41999	28.653.010,84	2,91%	704	1,25%
42000: 43999	19.908.130,38	2,02%	464	0,83%
44000: 45999	20.509.658,23	2,08%	456	0,81%
46000: 47999	16.614.984,27	1,69%	354	0,63%
48000: 49999	15.813.052,92	1,60%	323	0,57%
50000: 51999	27.165.074,75	2,76%	538	0,96%
52000: 53999	15.378.496,04	1,56%	290	0,52%
54000: 55999	15.206.676,61	1,54%	277	0,49%
56000: 57999	10.582.876,58	1,07%	186	0,33%
58000: 59999	10.016.981,59	1,02%	170	0,30%
60000: 61999	18.599.402,83	1,89%	308	0,55%
62000: 63999	8.061.843,68	0,82%	128	0,23%
64000: 65999	8.819.301,82	0,89%	136	0,24%
66000: 67999	5.815.040,92	0,59%	87	0,15%
68000: 69999	6.277.970,09	0,64%	91	0,16%
70000: 71999	5.389.926,83	0,55%	76	0,14%
72000: 73999	4.164.347,71	0,42%	57	0,10%
74000: 75999	5.170.968,41	0,52%	69	0,12%
76000: 77999	1.928.341,17	0,20%	25	0,04%
78000: 79999	2.369.219,78	0,24%	30	0,05%
80000: 81999	2.511.981,95	0,25%	31	0,06%
82000: 83999	2.241.813,50	0,23%	27	0,05%
84000: 85999	3.308.503,89	0,34%	39	0,07%
86000: 87999	1.305.568,72	0,13%	15	0,03%
88000: 89999	1.155.171,63	0,12%	13	0,02%
90000: 91999	271.939,92	0,03%	3	0,01%
92000: 93999	649.634,45	0,07%	7	0,01%
94000: 95999	474.382,69	0,05%	5	0,01%
96000: 97999	776.798,88	0,08%	8	0,01%
98000: 99999	496.306,37	0,05%	5	0,01%
100001:	1.398.317,45	0,14%	13	0,02%
<b>Total</b>	<b>985.456.844,71</b>	<b>100,00%</b>	<b>56.194</b>	<b>100,00%</b>

Statistics in EUR	
Average Amount	17.536.69

**SC Germany Consumer 2020-1  
Monthly Investor Report**

**6.1 Original PB (Graph)**

Calculation Date	12.09.2024		
Payment Date	16.09.2024		
Period No	46		
Monthly Period	Sep 2024		
Interest Period	from	14.08.2024	to 16.09.2024 = 33 days
Collection Period	from	01.08.2024	to 31.08.2024



**SC Germany Consumer 2020-1  
Monthly Investor Report**

**7. Current Principal Balance**



Calculation Date	12.09.2024				
Payment Date	16.09.2024				
Period No	46				
Monthly Period	Sep 2024				
Interest Period	from	14.08.2024	to	16.09.2024	= 33 days
Collection Period	from	01.08.2024	to	31.08.2024	

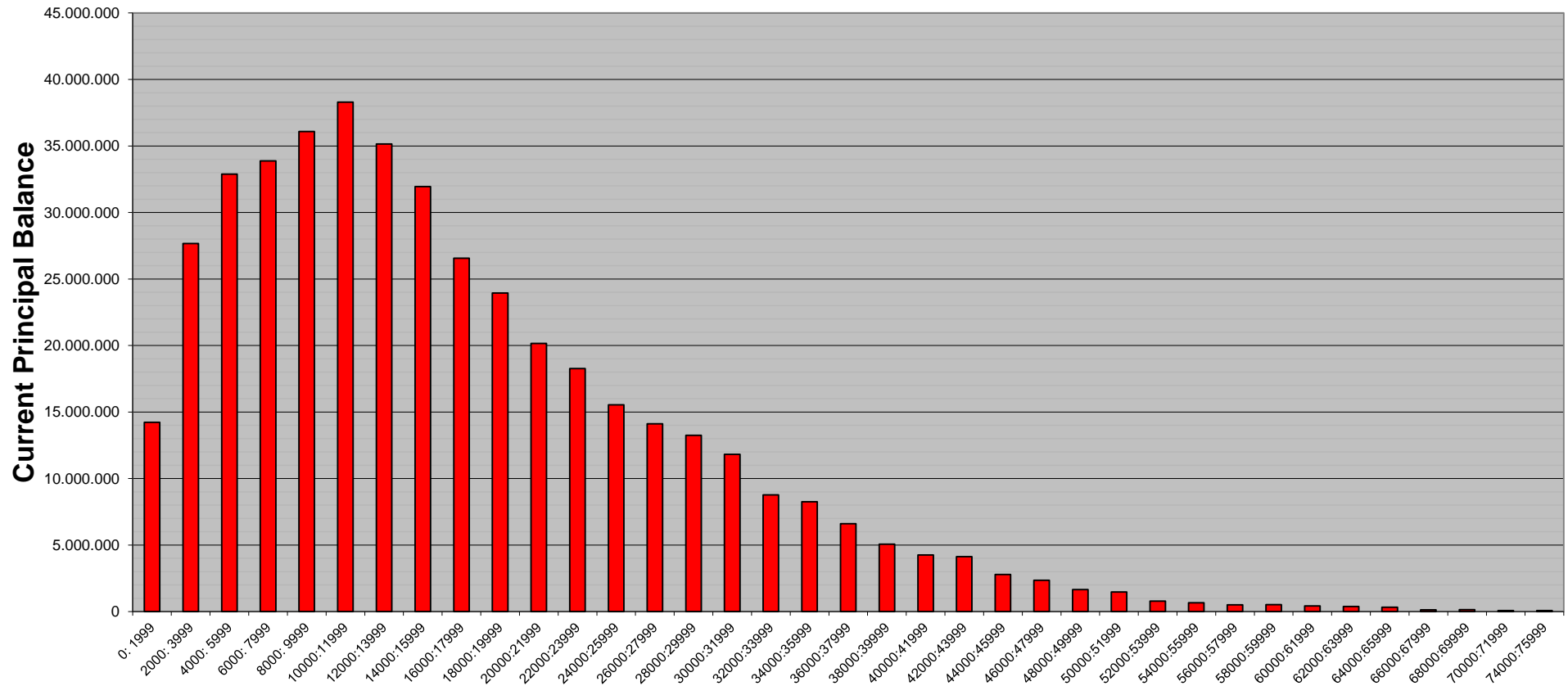
<i>Current Principal Balance (Ranges in EUR)</i>	<i>Current Principal Balance in EUR</i>	<i>Percentage of Total Balance</i>	<i>Number of Loans</i>	<i>Percentage of Total Loans</i>
0: 1999	14.226.137,91	3,21%	15.037	26,76%
2000: 3999	27.660.068,77	6,24%	9.477	16,86%
4000: 5999	32.882.760,79	7,42%	6.625	11,79%
6000: 7999	33.874.262,80	7,64%	4.866	8,66%
8000: 9999	36.082.066,48	8,14%	4.018	7,15%
10000:11999	38.301.603,60	8,64%	3.494	6,22%
12000:13999	35.144.911,40	7,93%	2.713	4,83%
14000:15999	31.938.927,18	7,21%	2.137	3,80%
16000:17999	26.555.835,57	5,99%	1.565	2,78%
18000:19999	23.949.275,84	5,40%	1.262	2,25%
20000:21999	20.162.023,44	4,55%	962	1,71%
22000:23999	18.273.391,45	4,12%	797	1,42%
24000:25999	15.546.975,98	3,51%	622	1,11%
26000:27999	14.115.963,96	3,19%	524	0,93%
28000:29999	13.252.015,92	2,99%	458	0,82%
30000:31999	11.827.573,99	2,67%	382	0,68%
32000:33999	8.777.134,56	1,98%	266	0,47%
34000:35999	8.255.837,00	1,86%	236	0,42%
36000:37999	6.605.827,74	1,49%	179	0,32%
38000:39999	5.067.732,43	1,14%	130	0,23%
40000:41999	4.255.205,27	0,96%	104	0,19%
42000:43999	4.132.690,28	0,93%	96	0,17%
44000:45999	2.783.875,22	0,63%	62	0,11%
46000:47999	2.348.735,92	0,53%	50	0,09%
48000:49999	1.660.783,93	0,37%	34	0,06%
50000:51999	1.477.181,96	0,33%	29	0,05%
52000:53999	792.984,47	0,18%	15	0,03%
54000:55999	657.130,20	0,15%	12	0,02%
56000:57999	509.524,97	0,11%	9	0,02%
58000:59999	528.225,56	0,12%	9	0,02%
60000:61999	428.749,79	0,10%	7	0,01%
62000:63999	377.410,03	0,09%	6	0,01%
64000:65999	325.515,42	0,07%	5	0,01%
66000:67999	134.169,05	0,03%	2	0,00%
68000:69999	138.098,81	0,03%	2	0,00%
70000:71999	71.435,91	0,02%	1	0,00%
74000:75999	74.215,71	0,02%	1	0,00%
<b>Total</b>	<b>443.196.259,31</b>	<b>100,00%</b>	<b>56.194</b>	<b>100,00%</b>

<b>Statistics in EUR</b>	
Average Amount	7.886,90

**SC Germany Consumer 2020-1  
Monthly Investor Report**

**7.1 Current PB (Graph)**

Calculation Date	12.09.2024		
Payment Date	16.09.2024		
Period No	46		
Monthly Period	Sep 2024		
Interest Period	from	14.08.2024	to 16.09.2024 = 33 days
Collection Period	from	01.08.2024	to 31.08.2024



**SC Germany Consumer 2020-1  
Monthly Investor Report**

**8. Borrower Concentration**



Calculation Date	12.09.2024	
Payment Date	16.09.2024	
Period No	46	
Monthly Period	Sep 2024	
Interest Period	from 14.08.2024	to 16.09.2024 = 33 days
Collection Period	from 01.08.2024	to 31.08.2024

No	Current Principal Balance in EUR	Percentage of Total Balance	Number of Loans
1	74.215,71	0,0167%	1
2	71.435,91	0,0161%	1
3	69.999,99	0,0158%	1
4	68.098,82	0,0154%	1
5	67.957,71	0,0153%	1
6	66.211,34	0,0149%	1
7	65.860,62	0,0149%	1
8	65.769,29	0,0148%	1
9	64.998,14	0,0147%	1
10	64.837,25	0,0146%	1
11	64.050,12	0,0145%	1
12	63.643,36	0,0144%	1
13	63.557,39	0,0143%	1
14	63.254,52	0,0143%	1
15	62.507,78	0,0141%	1
16	62.278,92	0,0141%	1
17	62.168,06	0,0140%	1
18	61.729,57	0,0139%	1
19	61.652,25	0,0139%	1
20	61.554,60	0,0139%	1
21	61.122,98	0,0138%	1
22	60.974,33	0,0138%	1
23	60.882,73	0,0137%	1
24	60.833,33	0,0137%	1
25	60.466,02	0,0136%	2
	<b>1.610.060,74</b>	<b>0,3633%</b>	<b>26</b>

**SC Germany Consumer 2020-1  
Monthly Investor Report**

**9. Geographical Distribution**



Calculation Date			12.09.2024		
Payment Date			16.09.2024		
Period No			46		
Monthly Period			Sep 2024		
Interest Period	from	14.08.2024	to	16.09.2024	= 33 days
Collection Period	from	01.08.2024	to	31.08.2024	

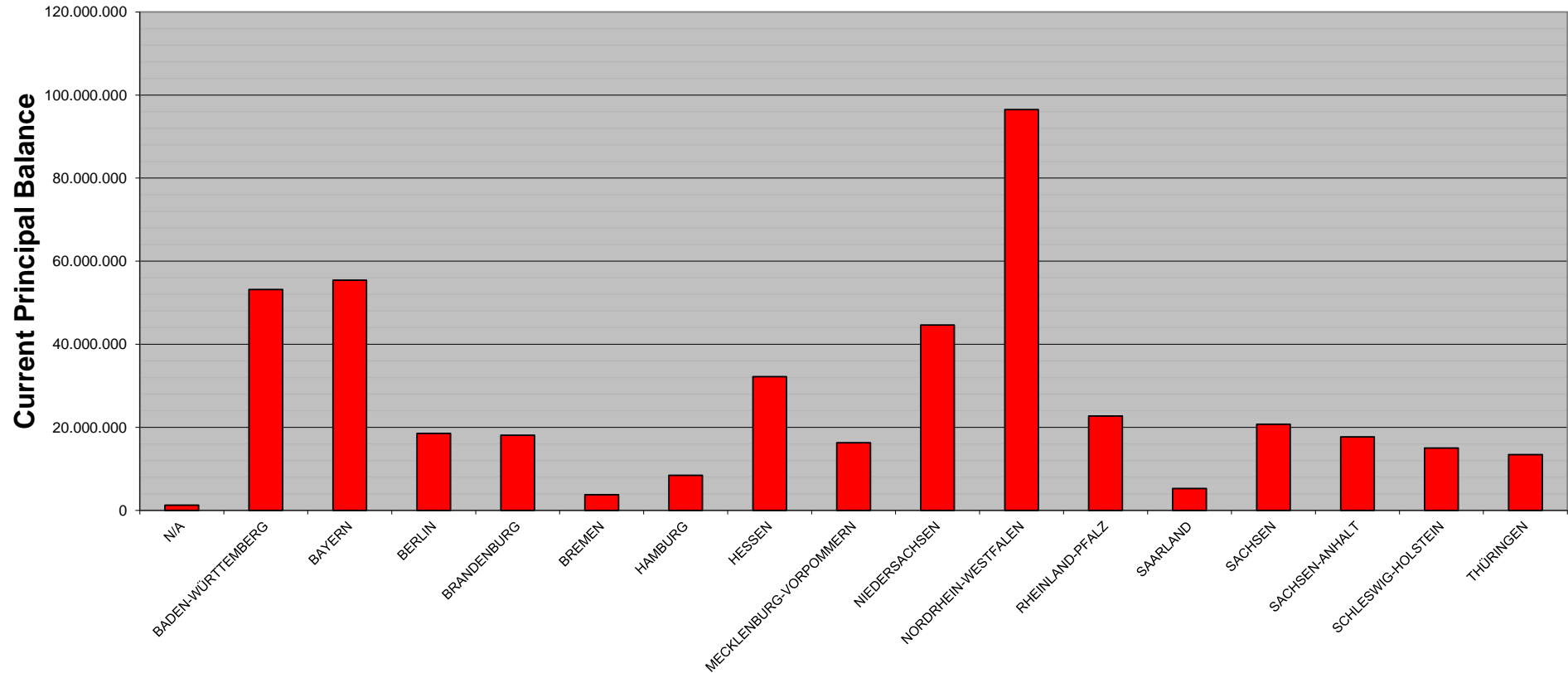
<i>State</i>	<i>Current Principal Balance in EUR</i>	<i>Percentage of Total Balance</i>	<i>Number of Loans</i>	<i>Percentage of Total Loans</i>
N/A	1.258.106,20	0,28%	137	0,24%
BADEN-WÜRTTEMBERG	53.159.211,39	11,99%	6.279	11,17%
BAYERN	55.443.803,49	12,51%	6.861	12,21%
BERLIN	18.532.198,63	4,18%	2.348	4,18%
BRANDENBURG	18.089.196,69	4,08%	2.505	4,46%
BREMEN	3.769.116,86	0,85%	488	0,87%
HAMBURG	8.444.616,87	1,91%	1.054	1,88%
HESSEN	32.192.663,33	7,26%	4.026	7,16%
MECKLENBURG-VORPOMMERN	16.283.762,61	3,67%	2.038	3,63%
NIEDERSACHSEN	44.646.057,45	10,07%	5.760	10,25%
NORDRHEIN-WESTFALEN	96.498.564,10	21,77%	12.055	21,45%
RHEINLAND-PFALZ	22.730.607,62	5,13%	2.884	5,13%
SAARLAND	5.277.502,26	1,19%	706	1,26%
SACHSEN	20.732.928,71	4,68%	2.860	5,09%
SACHSEN-ANHALT	17.698.877,03	3,99%	2.340	4,16%
SCHLESWIG-HOLSTEIN	15.024.173,07	3,39%	2.005	3,57%
THÜRINGEN	13.414.873,00	3,03%	1.848	3,29%
<b>Total</b>	<b>443.196.259,31</b>	<b>100,00%</b>	<b>56.194</b>	<b>100,00%</b>



**SC Germany Consumer 2020-1  
Monthly Investor Report**

**9.1 Geographical Distribution (Graph)**

Calculation Date	12.09.2024		
Payment Date	16.09.2024		
Period No	46		
Monthly Period	Sep 2024		
Interest Period	from	14.08.2024	to 16.09.2024 = 33 days
Collection Period	from	01.08.2024	to 31.08.2024



**SC Germany Consumer 2020-1  
Monthly Investor Report**

**10. Collateral**



Calculation Date			12.09.2024		
Payment Date			16.09.2024		
Period No			46		
Monthly Period			Sep 2024		
Interest Period	from	14.08.2024	to	16.09.2024	= 33 days
Collection Period	from	01.08.2024	to	31.08.2024	

<i>Collateral</i>	<i>Current Principal Balance in EUR</i>	<i>Percentage of Total Balance</i>	<i>Number of Loans</i>	<i>Percentage of Total Loans</i>
secured	39.623.624,52	8,94%	2.799	4,98%
unsecured	403.572.634,79	91,06%	53.395	95,02%
<b>Total</b>	<b>443.196.259,31</b>	<b>100,00%</b>	<b>56.194</b>	<b>100,00%</b>

**SC Germany Consumer 2020-1  
Monthly Investor Report**

**11. Insurances**



Calculation Date			12.09.2024		
Payment Date			16.09.2024		
Period No			46		
Monthly Period			Sep 2024		
Interest Period	from	14.08.2024	to	16.09.2024	= 33 days
Collection Period	from	01.08.2024	to	31.08.2024	

<i>Payment Protection Insurance</i>	<i>Current Principal Balance in EUR</i>	<i>Percentage of Total Balance</i>	<i>Number of Loans</i>	<i>Percentage of Total Loans</i>
No	168.123.864,59	37,93%	24.864	44,25%
Yes	275.072.394,72	62,07%	31.330	55,75%
<b>Total</b>	<b>443.196.259,31</b>	<b>100,00%</b>	<b>56.194</b>	<b>100,00%</b>

**SC Germany Consumer 2020-1  
Monthly Investor Report**

**12. Payment Methods**



Calculation Date			12.09.2024		
Payment Date			16.09.2024		
Period No			46		
Monthly Period			Sep 2024		
Interest Period	from	14.08.2024	to	16.09.2024	= 33 days
Collection Period	from	01.08.2024	to	31.08.2024	

<i>Payment Method</i>	<i>Current Principal Balance in EUR</i>	<i>Percentage of Total Balance</i>	<i>Number of Loans</i>	<i>Percentage of Total Loans</i>
Direct Debit	417.624.537,84	94,23%	53.219	94,71%
Other	25.571.721,47	5,77%	2.975	5,29%
<b>Total</b>	<b>443.196.259,31</b>	<b>100,00%</b>	<b>56.194</b>	<b>100,00%</b>

<i>Cycle of Payment</i>	<i>Current Principal Balance in EUR</i>	<i>Percentage of Total Balance</i>	<i>Number of Loans</i>	<i>Percentage of Total Loans</i>
15th of month	121.247.363,68	27,36%	15.750	28,03%
1st of month	321.948.895,63	72,64%	40.444	71,97%
<b>Total</b>	<b>443.196.259,31</b>	<b>100,00%</b>	<b>56.194</b>	<b>100,00%</b>

**SC Germany Consumer 2020-1  
Monthly Investor Report**

**13. Effective Interest Rate**



Calculation Date			12.09.2024		
Payment Date			16.09.2024		
Period No			46		
Monthly Period			Sep 2024		
Interest Period	from	14.08.2024	to	16.09.2024	= 33 days
Collection Period	from	01.08.2024	to	31.08.2024	

Yield Range *	Current Principal Balance in EUR	Percentage of Total Balance	Number of Loans	Percentage of Total Loans
0: 0	47.830,13	0,01%	6	0,01%
1: 1	3.835.758,56	0,87%	1.033	1,84%
2: 2	29.570.296,16	6,67%	4.234	7,53%
3: 3	53.334.765,08	12,03%	7.780	13,84%
4: 4	92.457.590,85	20,86%	12.862	22,89%
5: 5	93.660.816,57	21,13%	10.708	19,06%
6: 6	92.610.766,17	20,90%	9.264	16,49%
7: 7	52.490.397,81	11,84%	7.097	12,63%
8: 8	17.869.384,72	4,03%	2.139	3,81%
9: 9	5.854.041,58	1,32%	842	1,50%
10:10	1.136.307,22	0,26%	176	0,31%
11:11	251.360,26	0,06%	37	0,07%
12:12	70.278,11	0,02%	13	0,02%
13:13	6.666,09	0,00%	3	0,01%
<b>Total</b>	<b>443.196.259,31</b>	<b>100,00%</b>	<b>56.194</b>	<b>100,00%</b>

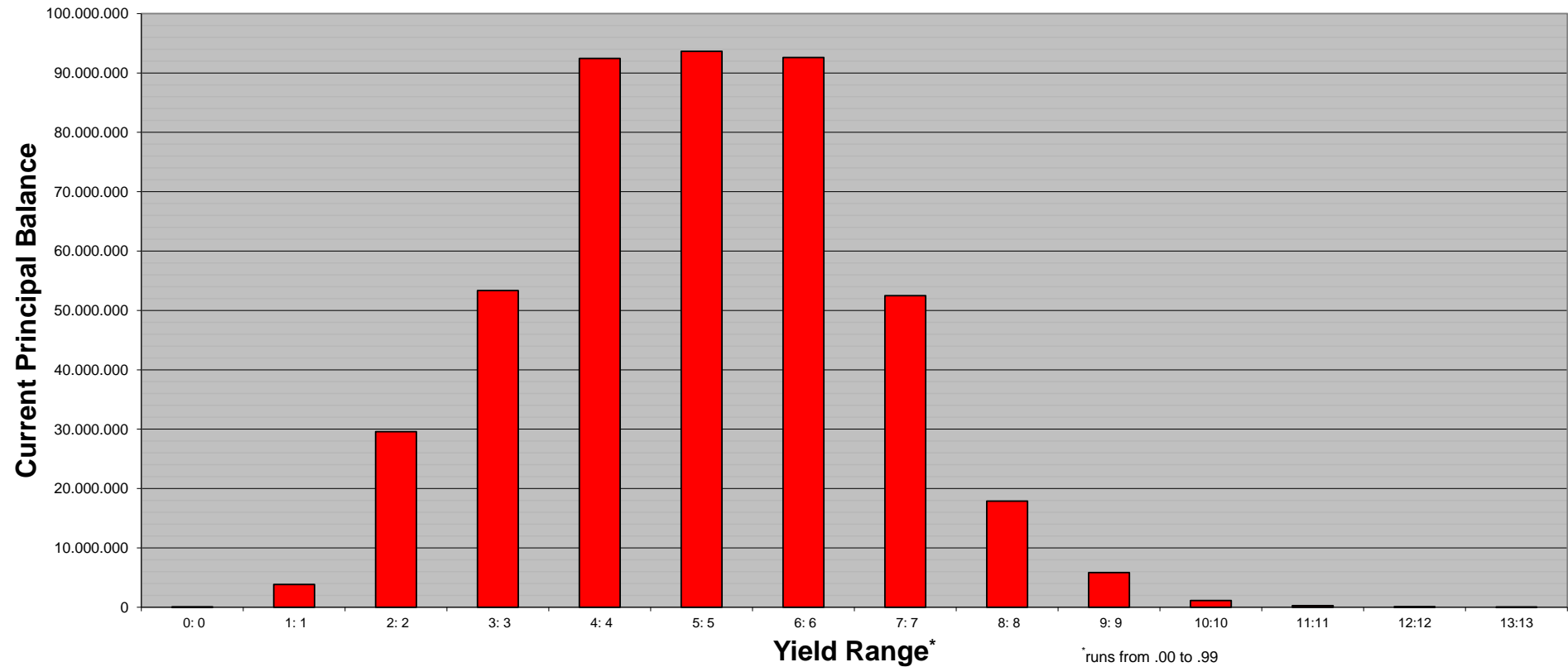
Statistics	in %
WA Interest	5,69%

\* runs from .00 to .99

**SC Germany Consumer 2020-1  
Monthly Investor Report**

**13.1 Effective Interest Rate (Graph)**

Calculation Date	12.09.2024		
Payment Date	16.09.2024		
Period No	46		
Monthly Period	Sep 2024		
Interest Period	from	14.08.2024	to 16.09.2024 = 33 days
Collection Period	from	01.08.2024	to 31.08.2024



**SC Germany Consumer 2020-1  
Monthly Investor Report**

**14. Seasoning**



Calculation Date			12.09.2024		
Payment Date			16.09.2024		
Period No			46		
Monthly Period			Sep 2024		
Interest Period	from	14.08.2024	to	16.09.2024	= 33 days
Collection Period	from	01.08.2024	to	31.08.2024	

<i>Seasoning in Months</i>	<i>Current Principal Balance in EUR</i>	<i>Percentage of Total Balance</i>	<i>Number of Loans</i>	<i>Percentage of Total Loans</i>
33:35	105.676,66	0,02%	15	0,03%
36:38	20.347.327,90	4,59%	1.901	3,38%
39:41	42.860.508,08	9,67%	4.140	7,37%
42:44	47.050.842,44	10,62%	4.887	8,70%
45:47	66.677.346,28	15,04%	7.808	13,89%
48:50	88.767.952,73	20,03%	11.434	20,35%
51:53	60.863.193,24	13,73%	7.903	14,06%
54:56	52.797.637,31	11,91%	7.814	13,91%
57:59	40.253.350,30	9,08%	6.129	10,91%
60:62	4.904.544,64	1,11%	713	1,27%
63:65	6.530.614,39	1,47%	933	1,66%
66:68	6.747.273,67	1,52%	1.169	2,08%
69:71	3.510.245,80	0,79%	743	1,32%
72:74	751.927,78	0,17%	190	0,34%
75:77	401.446,10	0,09%	124	0,22%
78:80	219.999,32	0,05%	94	0,17%
81:	406.372,67	0,09%	197	0,35%
<b>Total</b>	<b>443.196.259,31</b>	<b>100,00%</b>	<b>56.194</b>	<b>100,00%</b>

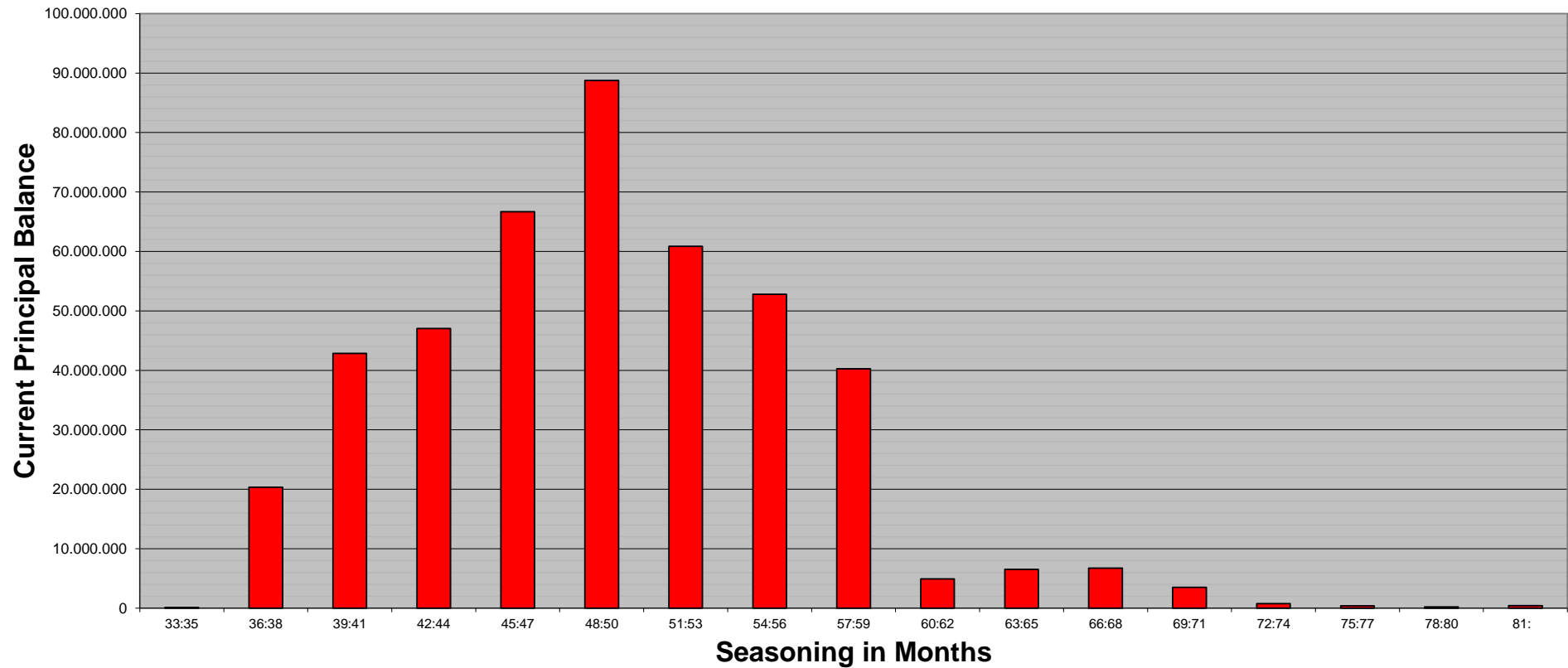
**Statistics**

WA Seasoning	49,32
--------------	-------

**SC Germany Consumer 2020-1  
Monthly Investor Report**

**14.1 Seasoning (Graph)**

Calculation Date	12.09.2024		
Payment Date	16.09.2024		
Period No	46		
Monthly Period	Sep 2024		
Interest Period	from	14.08.2024	to 16.09.2024 = 33 days
Collection Period	from	01.08.2024	to 31.08.2024





**SC Germany Consumer 2020-1  
Monthly Investor Report**

**15. Remaining Term**



Calculation Date	12.09.2024	
Payment Date	16.09.2024	
Period No	46	
Monthly Period	Sep 2024	
Interest Period	from 14.08.2024	to 16.09.2024 = 33 days
Collection Period	from 01.08.2024	to 31.08.2024

<i>Remaining Term in Months</i>	<i>Current Principal Balance in EUR</i>	<i>Percentage of Total Balance</i>	<i>Number of Loans</i>	<i>Percentage of Total Loans</i>
0: 6	3.638.608,86	0,82%	5.366	9,55%
7: 13	12.175.077,77	2,75%	6.142	10,93%
14: 20	20.184.026,33	4,55%	5.257	9,36%
21: 27	27.180.962,03	6,13%	4.845	8,62%
28: 34	46.636.988,38	10,52%	6.842	12,18%
35: 41	71.253.368,70	16,08%	8.128	14,46%
42: 48	105.592.045,46	23,83%	9.444	16,81%
49: 55	95.591.789,36	21,57%	6.866	12,22%
56: 62	51.397.772,11	11,60%	2.922	5,20%
63: 69	7.323.754,77	1,65%	295	0,52%
70: 76	1.162.083,70	0,26%	50	0,09%
77: 83	599.288,45	0,14%	18	0,03%
84: 90	192.682,62	0,04%	8	0,01%
91: 97	125.984,73	0,03%	5	0,01%
98:104	19.526,82	0,00%	2	0,00%
105:108	99.436,35	0,02%	3	0,01%
109:	22.862,87	0,01%	1	0,00%
<b>Total</b>	<b>443.196.259,31</b>	<b>100,00%</b>	<b>56.194</b>	<b>100,00%</b>

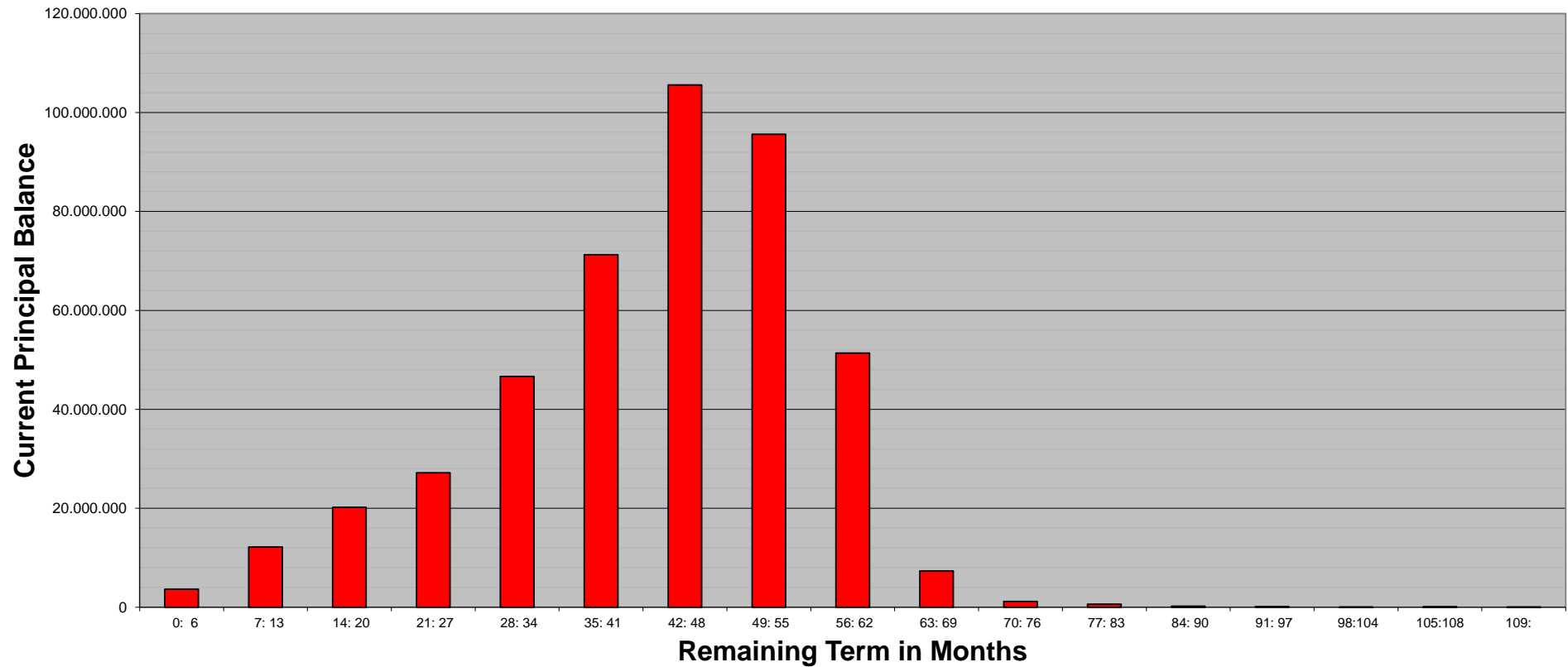
**Statistics**

WA Remaining Term	42,18
-------------------	-------

**SC Germany Consumer 2020-1  
Monthly Investor Report**

**15.1 Remaining Term (Graph)**

Calculation Date	12.09.2024	
Payment Date	16.09.2024	
Period No	46	
Monthly Period	Sep 2024	
Interest Period	from 14.08.2024	to 16.09.2024 = 33 days
Collection Period	from 01.08.2024	to 31.08.2024



**SC Germany Consumer 2020-1  
Monthly Investor Report**

**16. Original Term**



Calculation Date			12.09.2024		
Payment Date			16.09.2024		
Period No			46		
Monthly Period			Sep 2024		
Interest Period	from	14.08.2024	to	16.09.2024	= 33 days
Collection Period	from	01.08.2024	to	31.08.2024	

<i>Original Term in Months</i>	<i>Current Principal Balance in EUR</i>	<i>Percentage of Total Balance</i>	<i>Number of Loans</i>	<i>Percentage of Total Loans</i>
0: 48	144.526,93	0,03%	531	0,94%
49: 55	3.420.554,79	0,77%	3.460	6,16%
56: 62	16.552.611,78	3,73%	8.021	14,27%
63: 69	6.947.799,33	1,57%	1.822	3,24%
70: 76	31.698.182,90	7,15%	6.401	11,39%
77: 83	12.125.923,05	2,74%	1.500	2,67%
84: 90	86.013.287,92	19,41%	12.141	21,61%
91: 97	131.051.377,32	29,57%	11.233	19,99%
98:104	137.378.925,36	31,00%	10.251	18,24%
105:111	13.465.365,56	3,04%	661	1,18%
112:118	3.029.281,99	0,68%	119	0,21%
119:	1.368.422,38	0,31%	54	0,10%
<b>Total</b>	<b>443.196.259,31</b>	<b>100,00%</b>	<b>56.194</b>	<b>100,00%</b>

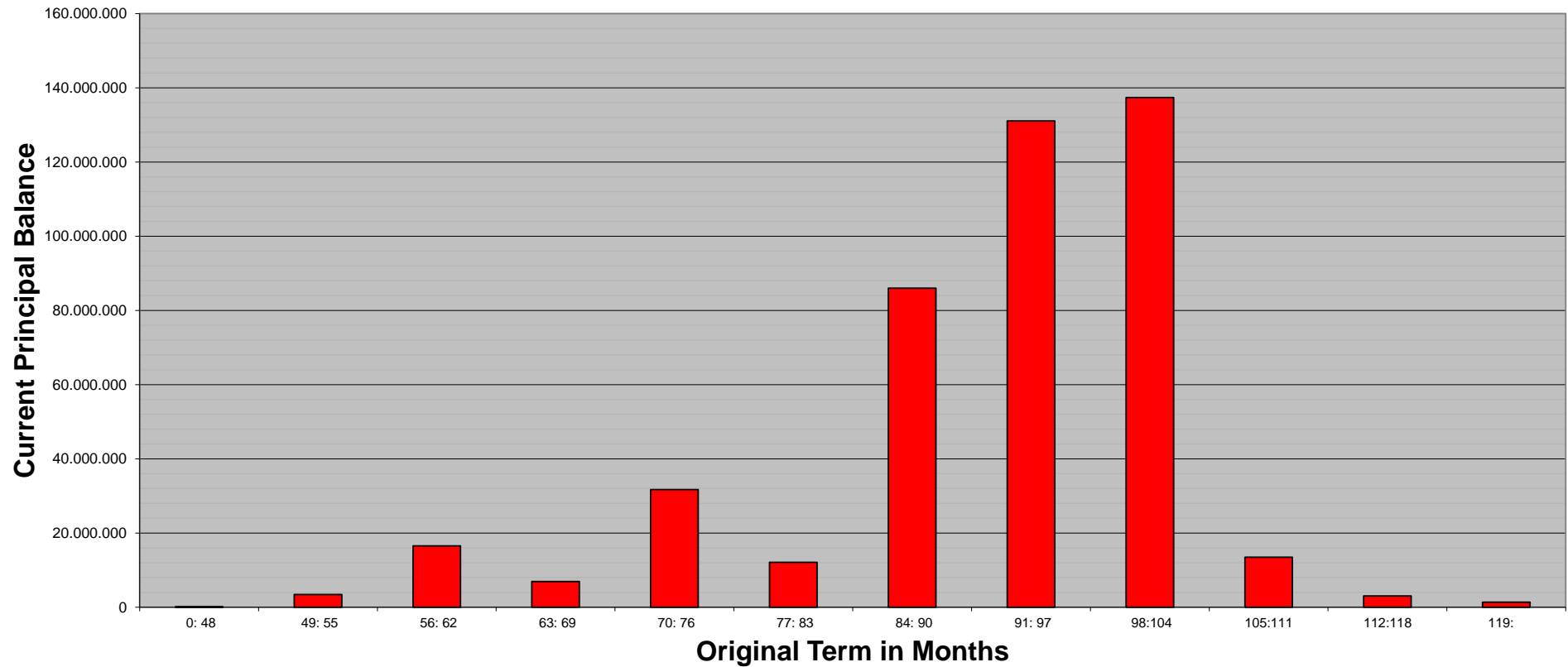
**Statistics**

WA Original Term	91,51
------------------	-------

**SC Germany Consumer 2020-1  
Monthly Investor Report**

**16.1 Original Term (Graph)**

Calculation Date	12.09.2024	
Payment Date	16.09.2024	
Period No	46	
Monthly Period	Sep 2024	
Interest Period	from 14.08.2024	to 16.09.2024 = 33 days
Collection Period	from 01.08.2024	to 31.08.2024



**SC Germany Consumer 2020-1  
Monthly Investor Report**

**17. Loan Concentration**

Calculation Date			12.09.2024			
Payment Date			16.09.2024			
Period No			46			
Monthly Period			Sep 2024			
Interest Period	from	14.08.2024	to	16.09.2024	=	33 days
Collection Period	from	01.08.2024	to	31.08.2024		



<i>Loan Concentration</i>	<i>Current Principal Balance in EUR</i>	<i>Percentage of Total Balance</i>	<i>Number of Loans</i>	<i>Percentage of Total Loans</i>	<i>Number of Debtors</i>	<i>Percentage of Total Debtors</i>
1: 1	431.984.563,11	97,47%	52.954	94,23%	52.954	97,56%
2: 2	9.096.930,41	2,05%	2.066	3,68%	1.033	1,90%
3: 3	1.157.415,01	0,26%	495	0,88%	165	0,30%
4: 4	434.376,27	0,10%	256	0,46%	64	0,12%
5: 5	137.568,60	0,03%	105	0,19%	21	0,04%
6: 6	111.628,67	0,03%	78	0,14%	13	0,02%
7:	273.777,24	0,06%	240	0,43%	26	0,05%
<b>Total</b>	<b>443.196.259,31</b>	<b>100,00%</b>	<b>56.194</b>	<b>100,00%</b>	<b>54.276</b>	<b>100,00%</b>

**SC Germany Consumer 2020-1  
Monthly Investor Report**

**18. Amortisation Profile**



Calculation Date	12.09.2024				
Payment Date	16.09.2024				
Period No	46				
Monthly Period	Sep 2024				
Interest Period	from	14.08.2024	to	16.09.2024	= 33 days
Collection Period	from	01.08.2024	to	31.08.2024	

**Amortisation profile**

Collection Period	Outstanding Volume	Collection Period	Outstanding Volume
1	443.196.259,31 €	51	14.469.101,91 €
2	431.076.609,53 €	52	12.043.263,53 €
3	419.023.108,69 €	53	9.936.823,33 €
4	407.054.033,76 €	54	8.135.161,21 €
5	395.227.400,12 €	55	6.568.068,99 €
6	383.542.542,55 €	56	5.191.536,44 €
7	371.979.096,86 €	57	4.038.698,05 €
8	360.520.225,27 €	58	3.115.904,02 €
9	349.193.803,15 €	59	2.386.249,75 €
10	337.997.483,44 €	60	1.829.969,33 €
11	326.925.250,17 €	61	1.414.973,05 €
12	315.972.393,25 €	62	1.127.535,20 €
13	305.146.868,55 €	63	924.931,89 €
14	294.447.651,08 €	64	763.027,68 €
15	283.876.178,67 €	65	636.130,03 €
16	273.401.948,28 €	66	535.387,82 €
17	263.073.061,39 €	67	456.425,18 €
18	252.883.701,12 €	68	392.012,67 €
19	242.831.107,65 €	69	340.362,07 €
20	232.888.728,65 €	70	299.296,61 €
21	223.084.762,58 €	71	266.125,68 €
22	213.412.284,59 €	72	236.565,75 €
23	203.854.556,87 €	73	213.039,32 €
24	194.415.931,35 €	74	191.862,66 €
25	185.109.412,32 €	75	173.802,10 €
26	175.921.738,59 €	76	157.549,17 €
27	166.855.357,88 €	77	141.540,26 €
28	157.893.526,24 €	78	126.945,30 €
29	149.108.691,69 €	79	113.749,29 €
30	140.536.148,85 €	80	101.038,42 €
31	132.135.118,85 €	81	90.164,01 €
32	123.872.020,33 €	82	80.927,21 €
33	115.822.407,96 €	83	71.888,95 €
34	107.985.009,13 €	84	64.062,04 €
35	100.360.346,66 €	85	58.248,28 €
36	92.921.580,23 €	86	52.406,07 €
37	85.661.465,12 €	87	47.458,89 €
38	78.607.830,66 €	88	42.487,44 €
39	71.762.576,47 €	89	37.685,58 €
40	65.086.125,87 €	90	33.763,08 €
41	58.769.548,87 €	91	30.529,21 €
42	52.812.360,63 €	92	27.279,84 €
43	47.176.163,85 €	93	24.765,85 €
44	41.807.954,69 €	94	22.600,99 €
45	36.813.941,21 €	95	20.425,94 €
46	32.221.901,90 €	96	18.240,66 €
47	27.958.261,10 €	97	16.179,73 €
48	24.011.792,58 €	98	14.559,31 €
49	20.422.418,64 €	99	12.931,45 €
50	17.239.393,10 €	100	11.296,10 €

**SC Germany Consumer 2020-1  
Monthly Investor Report**

Calculation Date	12.09.2024	
Payment Date	16.09.2024	
Period No	46	
Monthly Period	Sep 2024	
Interest Period	from 14.08.2024	to 16.09.2024 = 33 days
Collection Period	from 01.08.2024	to 31.08.2024

**19. Priority of Payments + Transaction Costs**



**Pre-Enforcement Available Interest Amount**

Interest Collections	+ 2.065.693,36 €
Other Interest Payments by the Seller to the Issuer	+ - €
Recoveries	+ 372.435,02 €
Interest on Transaction and Purchase Shortfall Account	+ - €
After the Commingling Reserve related to interest payments after such event	+ - €
Amounts on the Liquidity Reserve Account	+ 6.000.000,00 €
Amounts received by the Interest Rate Swap counterparty	+ 1.824.036,09 €
Principal Amount borrowed to cover interest shortfall (Senior Expense Deficit)	+ - €
Other Amounts paid to the Issuer	+ - €
Available Interest Amount	= 10.062.164,47 €

**Pre-Enforcement Available Principal Amount**

Principal Collections (including Deemed Collections)	+ 18.078.723,27 €
other principal amount paid by the Seller to the Issuer	+ - €
Final Repurchase Price	+ - €
Amounts standing to the credit of the Commingling Reserve Account	+ - €
Amounts standing to the credit of the Set-Off Reserve Account	+ - €
Purchase Shortfall Amount	+ 23,76 €
Mezzanine Loan Disbursement Amount paid by the Originator to the Issuer	+ - €
Principal Deficiency Sub-Ledger	+ 1.454.671,96 €
Rounding Differences from previous period	+ - €
Available Principal Amount	= 19.533.418,99 €

**Pre-Enforcement Interest Priority of Payments**

Available Interest Amount	10.062.164,47 €
Senior Expenses and Taxes	- 7.696,96 €
Swap Interest Payment other than subordinated Payments	- - €
Interest on Class A Notes	- 1.310.077,80 €
Interest on Class B (if Most Senior Note or Class B PDL < 25%)	- 99.262,80 €
Interest on Class C (if Most Senior Note or Class C PDL < 25%)	- 127.699,20 €
Interest on Class D (if Most Senior Note or Class D PDL < 25%)	- 109.131,30 €
Interest on Class E (if Most Senior Note or Class E PDL < 25%)	- 89.386,20 €
Interest on Class F (if Most Senior Note or Class F PDL < 25%)	- 88.348,50 €
Required Liquidity Reserve Amount Replenishment	- 6.000.000,00 €
Liquidity Reserve Reduction Amount	- - €
Crediting the PDLs until cleared	- 1.454.671,96 €
Interest Class B (if not paid above)	- - €
Interest Class C (if not paid above)	- - €
Interest Class D (if not paid above)	- - €
Interest Class E (if not paid above)	- - €
Interest Class F (if not paid above)	- - €
Interest Class G	- - €
Mezzanine Loan Interest	- - €
Subordinated Swap Amounts (if applicable)	- - €
Fees for Commingling Reserve Account and Set-Off Reserve Account	- - €
Interest on Liquidity Reserve Loan	- - €
Principal on Liquidity Reserve Loan	- - €
Target Amortisation of Class G (including previously accrued)	- - €
Remaining Amount to the Seller	= 775.889,75 €

**Pre-Enforcement Principal Priority of Payments**

Available Principal Amount	19.533.418,99 €
Senior Expense Deficit	- - €
Net Note Available Principal Proceeds	= 19.533.418,99 €
Replenishment	- - €
Purchase Shortfall Amount	- 153,79 €
Prior to Sequential Payment Trigger Event: Class A Pro Rata- Principal Payment Amount	- 15.286.903,20 €
Prior to Sequential Payment Trigger Event: Class B Pro Rata- Principal Payment Amount	- 1.049.101,20 €
Prior to Sequential Payment Trigger Event: Class C Pro Rata- Principal Payment Amount	- 1.198.972,80 €
Prior to Sequential Payment Trigger Event: Class D Pro Rata- Principal Payment Amount	- 899.229,60 €
Prior to Sequential Payment Trigger Event: Class E Pro Rata- Principal Payment Amount	- 599.486,40 €
Prior to Sequential Payment Trigger Event: Class F Pro Rata- Principal Payment Amount	- 499.572,00 €
On or after to Sequential Payment Trigger Event: Redemption Class A	- - €
Full Redemption Class B - G ( after Regulatory Change Event)	- - €
On or after to Sequential Payment Trigger Event: Redemption Class B	- - €
On or after to Sequential Payment Trigger Event: Redemption Class C	- - €
On or after to Sequential Payment Trigger Event: Redemption Class D	- - €
On or after to Sequential Payment Trigger Event: Redemption Class E	- - €
On or after to Sequential Payment Trigger Event: Redemption Class F	- - €
Redemption Class G Notes	- - €
Mezzanine Loan Principal	- - €
Transaction Account Remaining Amount	= - €

**Transaction Costs**

	All notes	Class A	Class B	Class C	Class D	Class E	Class F	Class G	Liquidity Reserve Loan
Senior Expenses	7.696,96 €								
Interest accrued for the Period	1.823.905,80 €	1.310.077,80 €	99.262,80 €	127.699,20 €	109.131,30 €	89.386,20 €	88.348,50 €	- €	- €
Cumulative Interest accrued	77.119.760,66 €	43.710.661,80 €	4.070.474,10 €	6.283.569,60 €	6.242.256,90 €	6.065.015,40 €	6.640.438,50 €	4.103.682,75 €	3.661,61 €
Interest Payments	1.823.905,80 €	1.310.077,80 €	99.262,80 €	127.699,20 €	109.131,30 €	89.386,20 €	88.348,50 €	- €	- €
Cumulative Interest Payments	77.119.760,66 €	43.710.661,80 €	4.070.474,10 €	6.283.569,60 €	6.242.256,90 €	6.065.015,40 €	6.640.438,50 €	4.103.682,75 €	3.661,61 €
Unpaid Interest for the Period	- €	- €	- €	- €	- €	- €	- €	- €	- €
Cumulative Unpaid Interest	- €	- €	- €	- €	- €	- €	- €	- €	- €
Liquidity Reserve Loan only: Outstanding Amount	- €	- €	- €	- €	- €	- €	- €	- €	- €

**SC Germany Consumer 2020-1  
Monthly Investor Report**

**20. Retention**



Calculation Date	12.09.2024				
Payment Date	16.09.2024				
Period No	46				
Monthly Period	Sep 2024				
Interest Period	from	14.08.2024	to	16.09.2024	= 33 days
Collection Period	from	01.08.2024	to	31.08.2024	

For the purposes of compliance with the requirements of Article 6(3)(c) of the Securitisation Regulation, the Seller will retain, in its capacity as originator within the meaning of the Securitisation Regulation, on an ongoing basis for the life of the transaction, such net economic interest through an interest in randomly selected exposures.

Amount of randomly Selected Exposures 20.525.827,71 €



**SC Germany Consumer 2020-1  
Monthly Investor Report**

**21. Counterparties**



Calculation Date	12.09.2024				
Payment Date	16.09.2024				
Period No	46				
Monthly Period	Sep 2024				
Interest Period	from	14.08.2024	to	16.09.2024	= 33 days
Collection Period	from	01.08.2024	to	31.08.2024	

**Joint Lead Managers:**

**Banco Santander S.A.**  
Paseo de Pareda 9-12  
39004 Santander  
Spain

**Société Générale S.A.**  
29 Boulevard Haussmann  
75009 Paris  
France

**Merrill Lynch International**  
2 King Edward Street  
London EC1A 1 HQ  
United Kingdom

**Luxembourg Listing Agent and Local Agent:**

**Banque Internationale à Luxembourg S.A.**  
69, Route d'Esch  
L-2953 Luxembourg

**Principal Paying Agent,  
Account Bank and Interest Determination Agent:**

**Elavon Financial Services DAC**  
Block E, Cherrywood Business Park  
Loughlinstown, Dublin  
Republic of Ireland

E-mail: mbs.erg.london@usbank.com

**Cash Administrator and Calculation Agent:**

**U.S. Bank Global Corporate Trust Limited**  
125 Old Broad Street  
London, EC2N 1AR  
United Kingdom

**Transaction Security Trustee:**

**Circumference FS (Netherlands) B.V.**  
Barbara Strozziilaan 101  
1083HN Amsterdam  
the Netherlands

**Data Trustee:**

**Circumference FS (UK) Limited**  
14 Devonshire Square  
EC2M 4YT London  
United Kingdom

**Interest Swap Counterparty:**

**DZ BANK AG**  
Platz der Republik  
60265 Frankfurt am Main  
Germany

Fitch			Moody's			Counterparty status
Long Term	Short Term	Outlook	Long Term	Short Term	Outlook	
A-	F2	STABLE	A2	P-1	POS	performing
A-	F1	POS	A1	P-1	NEG	performing
AA	F1+	STABLE	-	-	-	performing
-	-	-	A2	P-1	STABLE	performing
A+	F1	STABLE	-	P-1	NEG	performing
-	-	-	-	-	-	performing
-	-	-	-	-	-	performing
-	-	-	-	-	-	performing
AA-	F1+	STABLE	Aa2	P-1	STABLE	performing

**Rating Agencies:**

**Fitch Ratings Ireland Limited**  
39/40 Mount Street Upper  
Dublin 2, D02PR89  
Ireland

**Moody's Investors Service España, S.A.**  
Calle Principe De Vergara  
131 6 Planta  
Madrid, 28002  
Spain

Ratings as of 31.08.2024, data source: Bloomberg

## SC Germany Consumer 2020-1 Monthly Investor Report

### 22. Issuer Information



Calculation Date		12.09.2024				
Payment Date		16.09.2024				
Period No		46				
Monthly Period		Sep 2024				
Interest Period	from	14.08.2024	to	16.09.2024	=	33 days
Collection Period	from	01.08.2024	to	31.08.2024		

**Deal Name:**

**SC Germany Consumer 2020-1**

**Issuer:**

**SC GERMANY S.A., COMPARTMENT CONSUMER 2020-1**

The Managing Directors  
22-24 Boulevard Royal  
L-2449 Luxembourg,  
Grand Duchy of Luxembourg

**LEI:**

54930010DV9V1WKUO071

**Seller of the Receivables:**

**Santander Consumer Bank AG**

**Servicer Name:**

**Santander Consumer Bank AG**

**Reporting Entity:**

**Santander Consumer Bank AG**

Capital Markets  
Santander-Platz 1  
41061 Mönchengladbach  
Germany  
eMail abs\_ger@santander.de

**SPV-Administrator:**

**Circumference FS (Luxembourg) S.A.**

22-24 Boulevard Royal  
L-2449 Luxembourg,  
Grand Duchy of Luxembourg

**SC Germany Consumer 2020-1  
Monthly Investor Report**

**23. Swap Counterparty Data**



Calculation Date	12.09.2024				
Payment Date	16.09.2024				
Period No	46				
Monthly Period	Sep 2024				
Interest Period	from	14.08.2024	to	16.09.2024	= 33 days
Collection Period	from	01.08.2024	to	31.08.2024	

**Swap Counterparty**

Swap Counterparty DZ Bank AG  
Swap Rating Trigger Breach no

Rating Trigger & Current Ratings	Consequenses	Fitch			Moody's			Trigger breach
		Long Term or Derivative Counterparty Rating	Short Term	Outlook	Long Term (CRA)	Short Term	Outlook	
1st Rating Trigger	Collateral, Guarantee or Replacement	A	F1		A3			no
2nd Rating Trigger	Replacement	BBB-	F3		Baa1			no
<b>Current Counterparty Ratings</b>		AA(dcr)	F1+	STABLE	Aa2(cr)	P-1	STABLE	

**Current Swap Data**

Swap Type Fixed Floating Interest Rate Swap  
Notional Amount 422.229.678,30 €  
Fixed Rate -0,5710%  
Floating Rate (Euribor) 3,6250%  
Net Swap Payments -1.624.036,09 €  
Notional Amount next period 402.696.413,10 €

**Swap Counterparty Details**

DZ Bank AG  
Kapitalmärkte Handel / ABS-Emissionen  
Platz der Republik  
60265 Frankfurt am Main  
Germany  
Email: structured.products@dzbank.de

**Counterparty Replacement**

Old Counterparty DZ Bank AG  
Current Counterparty DZ Bank AG

**Swap Collateral**

Beginning of Period - €  
Cash Outflow - €  
Cash Inflow - €  
End of Period - €

Ratings as of 31.08.2024, data source: Bloomberg

In case of Fitch, only one required rating must be held

**SC Germany Consumer 2020-1  
Monthly Investor Report**

**24. Santander Consumer Bank**



Calculation Date			12.09.2024			
Payment Date			16.09.2024			
Period No			46			
Monthly Period			Sep 2024			
Interest Period	from	14.08.2024	to	16.09.2024	=	33 days
Collection Period	from	01.08.2024	to	31.08.2024		

**Contact Details**

Team ABS

[abs\\_ger@santander.de](mailto:abs_ger@santander.de)

**Ratings Santander**

**Banco Santander S.A.**

**Santander Consumer Finance S.A.**

**Santander Consumer Bank AG**

Fitch			Moody's		
Long Term	Short Term	Outlook	Long Term	Short Term	Outlook
A	F1	STABLE	A3(cr)	P-2(cr)	POS
A	F1	STABLE	A3(cr)	P-2(cr)	POS
A-	F2	STABLE	A1(cr)	P-1(cr)	STABLE

Ratings as of 31.08.2024, data source: Bloomberg

**SC Germany Consumer 2020-1  
Monthly Investor Report**

**25. Glossary**



Calculation Date		12.09.2024				
Payment Date		16.09.2024				
Period No		46				
Monthly Period		Sep 2024				
Interest Period	from	14.08.2024	to	16.09.2024	=	33 days
Collection Period	from	01.08.2024	to	31.08.2024		

**Aggregate Outstanding Principal Amount:**

Shall mean in respect of all Purchased Receivables at any time, the aggregate of the Outstanding Principal Amounts of all Purchased Receivables which, as of such time, are not defaulted receivables.

**Defaulted Contracts/Defaults:**

Shall mean as of any date, any purchased receivable which has been declared due and payable in full in accordance to the Credit and Collection Policy which in principal is between 120 and 180 calendar days after the due date.

**Delinquent Receivable:**

Shall mean as of any date, any purchased receivable which is more than 30 days overdue and not a defaulted contract.

**Excess Spread:**

Excess Spread equals WA Portfolio Yield minus Fixed Swap Rate minus WA Notes Margin

**Legal Maturity:**

Final Payment date on which each Class A Note will be redeemed in full.

**Expected Maturity:**

Maturity date of the notes under the assumption of inter alia (a) a 27% constant prepayment rate, (b) an exercised Clean-Up Call at 10%,

**Payment Protection Insurance:**

Insurance, composed of life insurance and/or accident insurance and/or temporary disability insurance and/or unemployment insurance, which covers the risk that a Debtor in its capacity as insured person is unable to pay the Loan Instalments owed by such Debtor life insurance

**Recoveries:**

Any amount received on defaulted contracts

**Set-Off Reserves (X/Y):**

Protection against set-off risks due to (X) capitalized service fees (e.g. Payment Protection Insurance, Gap Insurance, Repair Cost Insurance) and (Y) deposits